



US00D468007S

(12) **United States Design Patent**  
**Osendorf et al.**

(10) **Patent No.:** **US D468,007 S**

(45) **Date of Patent:** **\*\* Dec. 31, 2002**

(54) **PLEAT SPACER FOR AIR FILTER**

(75) Inventors: **Richard J. Osendorf**, West St. Paul,  
MN (US); **Timothy John Smith**,  
Minneapolis, MN (US)

(73) Assignee: **Donaldson Company, Inc.**,  
Minneapolis, MN (US)

(\*\*) Term: **14 Years**

(21) Appl. No.: **29/134,001**

(22) Filed: **Nov. 12, 1997**

**Related U.S. Application Data**

(63) Continuation of application No. 29/061,593, filed on Oct.  
25, 1996, now abandoned.

(51) **LOC (7) Cl.** ..... **23-04**

(52) **U.S. Cl.** ..... **D23/365**

(58) **Field of Search** ..... D23/365; 55/500,  
55/289

(56) **References Cited**

**U.S. PATENT DOCUMENTS**

- 2,135,863 A \* 11/1938 Walker ..... 55/499
- 3,138,443 A \* 6/1964 Engle et al. .... 55/499
- 3,606,739 A 9/1971 Peterson
- 3,789,589 A 2/1974 Delaney et al.
- 3,869,392 A 3/1975 Wolf
- 4,133,661 A 1/1979 Strnad
- 4,488,966 A \* 12/1984 Schaeffer ..... 55/498
- 4,547,950 A \* 10/1985 Thompson ..... 55/499

- 4,617,122 A 10/1986 Kruse et al.
- 4,701,196 A 10/1987 Delany
- 4,963,171 A 10/1990 Osendorf
- 5,273,563 A 12/1993 Pasch et al.
- 5,273,564 A 12/1993 Hill
- 5,290,345 A 3/1994 Osendorf et al.

**FOREIGN PATENT DOCUMENTS**

CA 1073826 3/1980

**OTHER PUBLICATIONS**

Declaration of Richard J. Osendorf with Exhibits A-C.

\* cited by examiner

*Primary Examiner*—Lisa Lichtenstein

(74) *Attorney, Agent, or Firm*—Merchant & Gould P.C.

(57) **CLAIM**

The ornamental design for a pleat spacer for air filter, as shown and described.

**DESCRIPTION**

FIG. 1 is a perspective view of a pleat spacer for air filter; FIG. 2 is a right side elevational view of FIG. 1, the left side elevational view being a mirror image thereof with an identical appearance;

FIG. 3 is a front side elevational view of FIG. 1, the back side elevational view being a mirror image thereof with an identical appearance;

FIG. 4 is a bottom plan view of FIG. 1; and, FIG. 5 is a top plan view of FIG. 1.

**1 Claim, 2 Drawing Sheets**

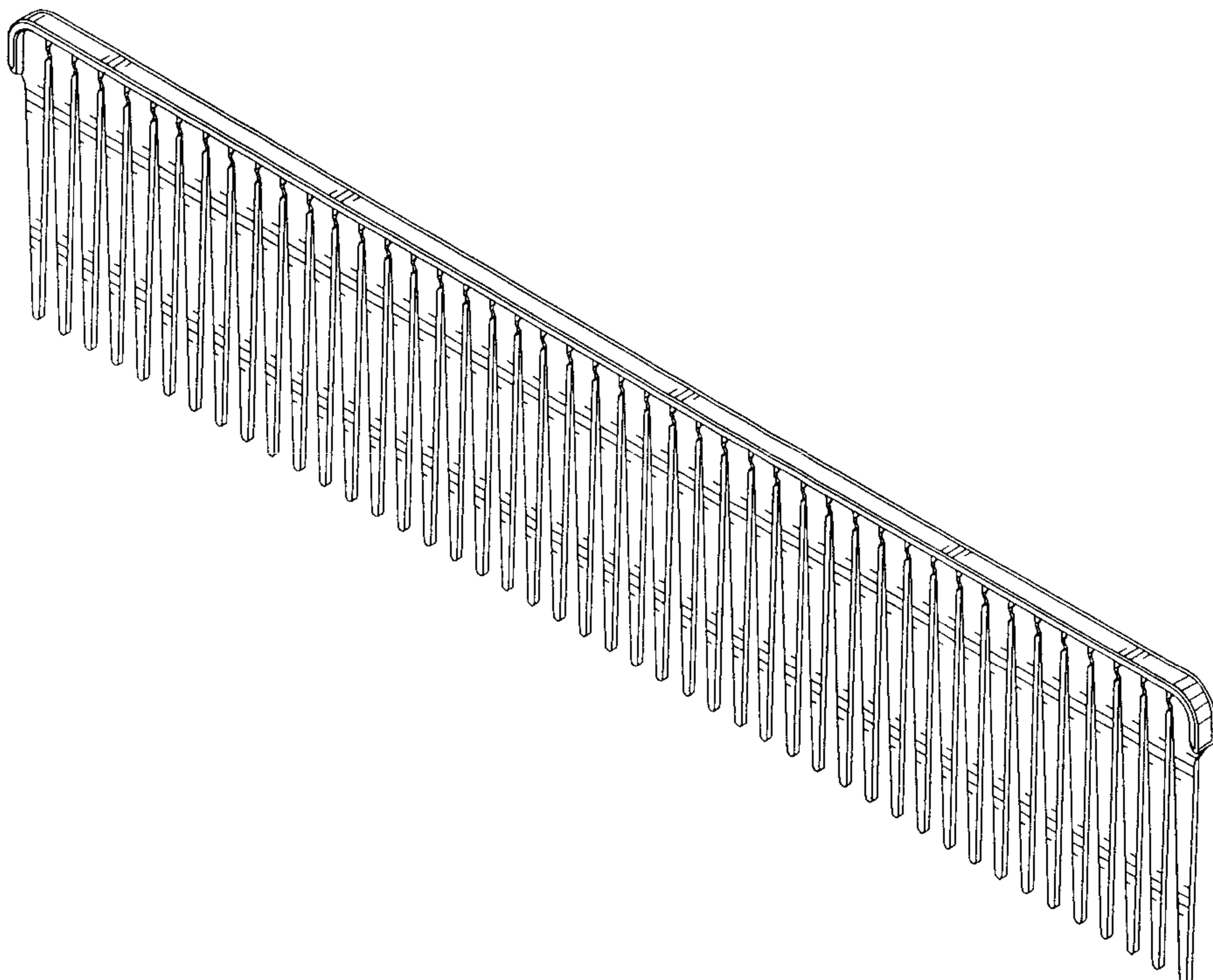


FIG. 1

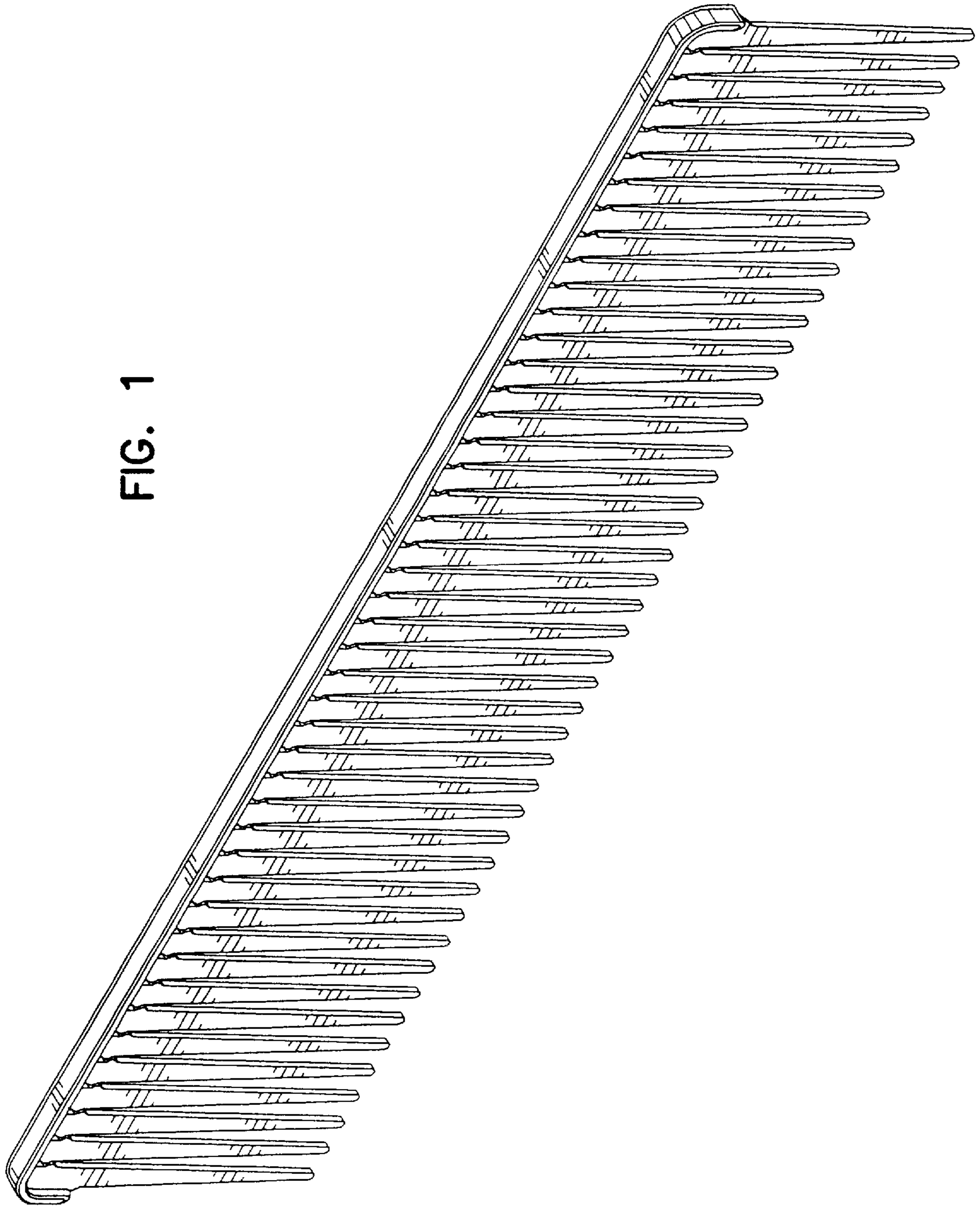


FIG. 2

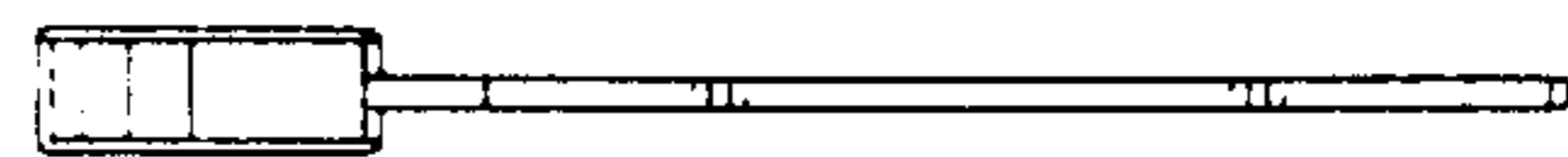


FIG. 3

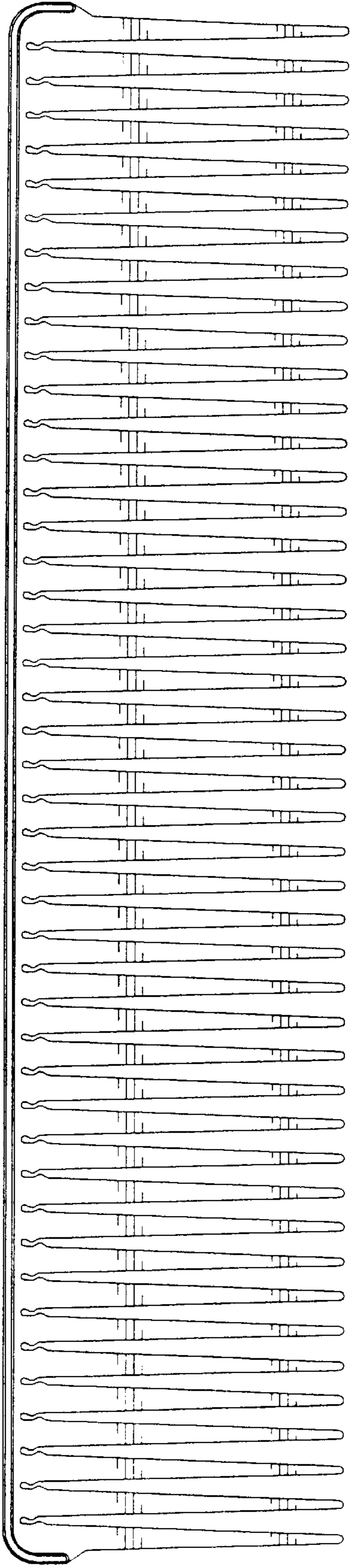


FIG. 4



FIG. 5

