



US00D468003S

(12) **United States Design Patent**
Draheim et al.

(10) **Patent No.:** **US D468,003 S**

(45) **Date of Patent:** **** Dec. 31, 2002**

(54) **VANITY CABINET**

(75) Inventors: **Harvey J. Draheim**, Weyauwega, WI (US); **Scott A. Krueger**, Appleton, WI (US)

(73) Assignee: **Simmons Juvenile Products Company, Inc.**, New London, WI (US)

(**) Term: **14 Years**

(21) Appl. No.: **29/162,572**

(22) Filed: **Jun. 18, 2002**

Related U.S. Application Data

(62) Division of application No. 29/145,385, filed on Jul. 20, 2001.

(51) **LOC (7) Cl.** **23-02**

(52) **U.S. Cl.** **D23/286**

(58) **Field of Search** D23/271, 273, D23/284-287, 291-292, 293.1, 303, 308; 4/619-620, 624-627, 630-635, 638, 643, 647-652, 661, 515-517; D6/397, 432, 445, 509-510; 108/24, 50.11

(56) **References Cited**

U.S. PATENT DOCUMENTS

3,993,376 A * 11/1976 Meldahl 4/630 X

D266,126 S * 9/1982 Goodhart D6/439
D317,498 S * 6/1991 Reid D23/308
D387,223 S * 12/1997 Brunner et al. D6/439
6,079,804 A * 6/2000 Draheim D6/439 X
D432,815 S * 10/2000 Draheim et al. D6/439
D437,147 S * 2/2001 Ungaro D6/432

* cited by examiner

Primary Examiner—Louis S. Zarfes

Assistant Examiner—Robert A. Delehanty

(74) *Attorney, Agent, or Firm*—Hoffman & Baron, LLP

(57) **CLAIM**

The ornamental design for a vanity cabinet, as shown and described.

DESCRIPTION

FIG. 1 is a top perspective view of a vanity cabinet showing our new design;

FIG. 2 is a top plan view thereof;

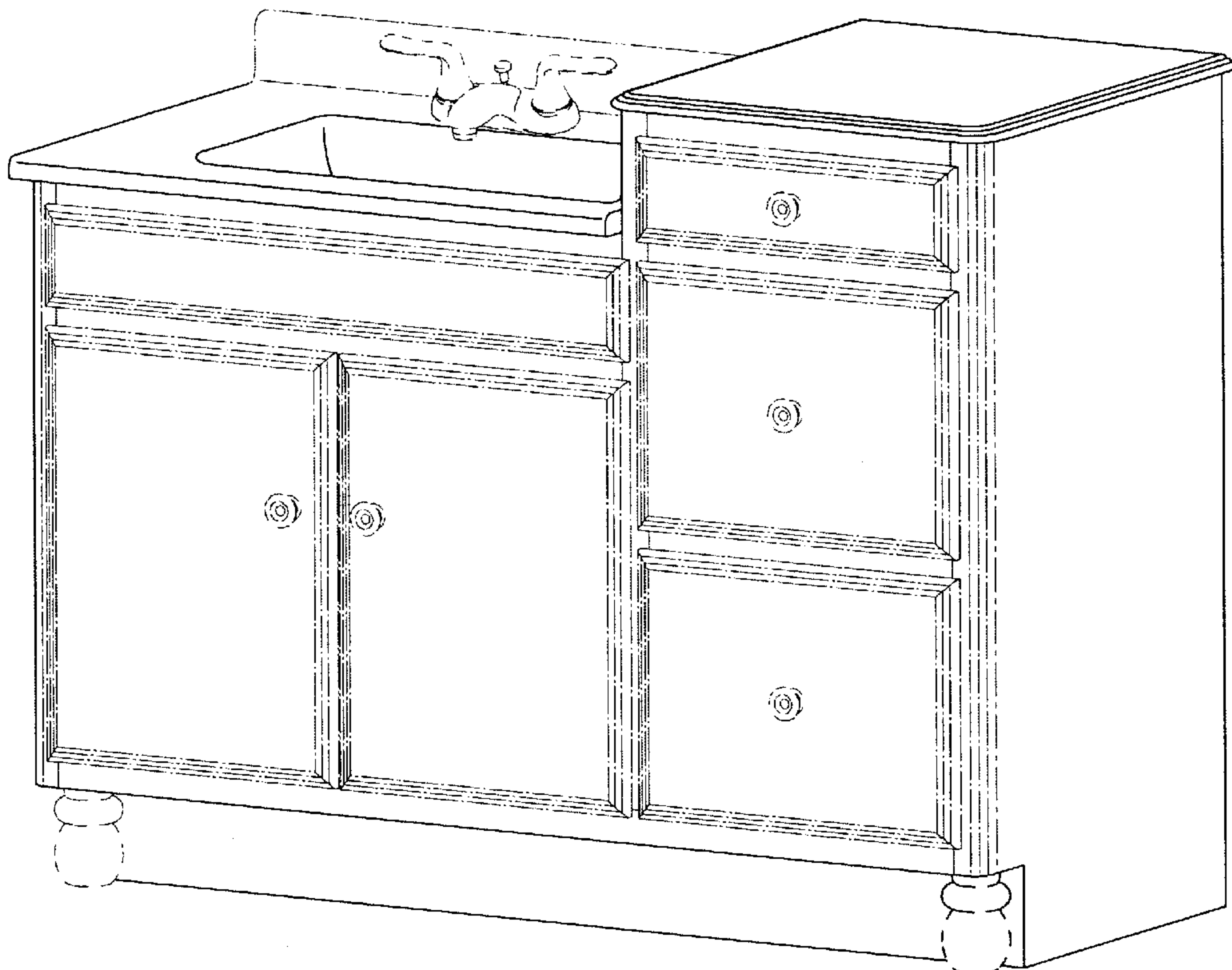
FIG. 3 is a front elevation view thereof;

FIG. 4 is a side elevation view thereof; and,

FIG. 5 is a side elevation view thereof showing the side opposite from that shown in FIG. 4.

The bottom and rear views (not shown) form no part of the claimed design. The subject matter shown in broken lines is for illustrative purposes only and forms no part of the claimed design.

1 Claim, 4 Drawing Sheets



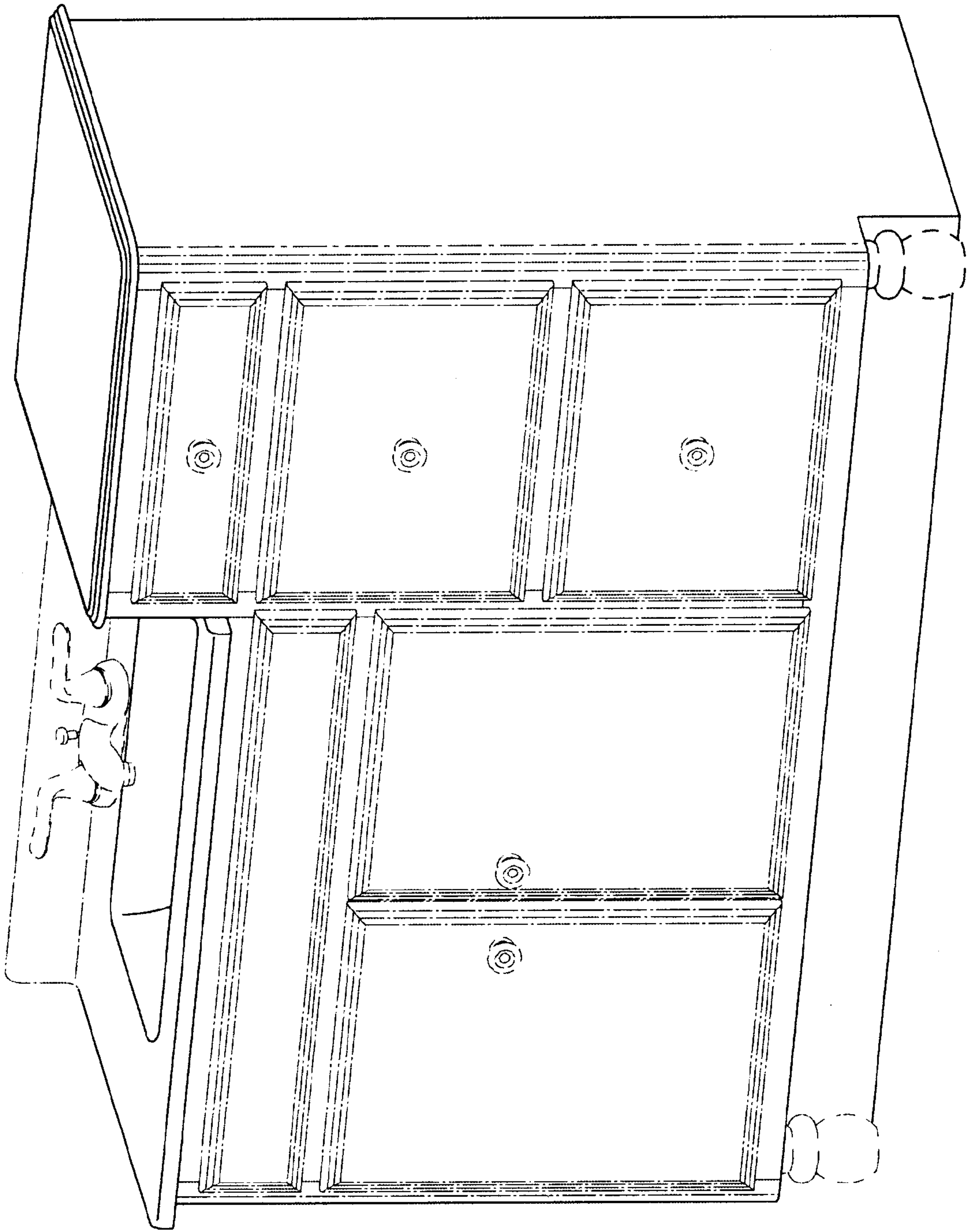


FIG. 1

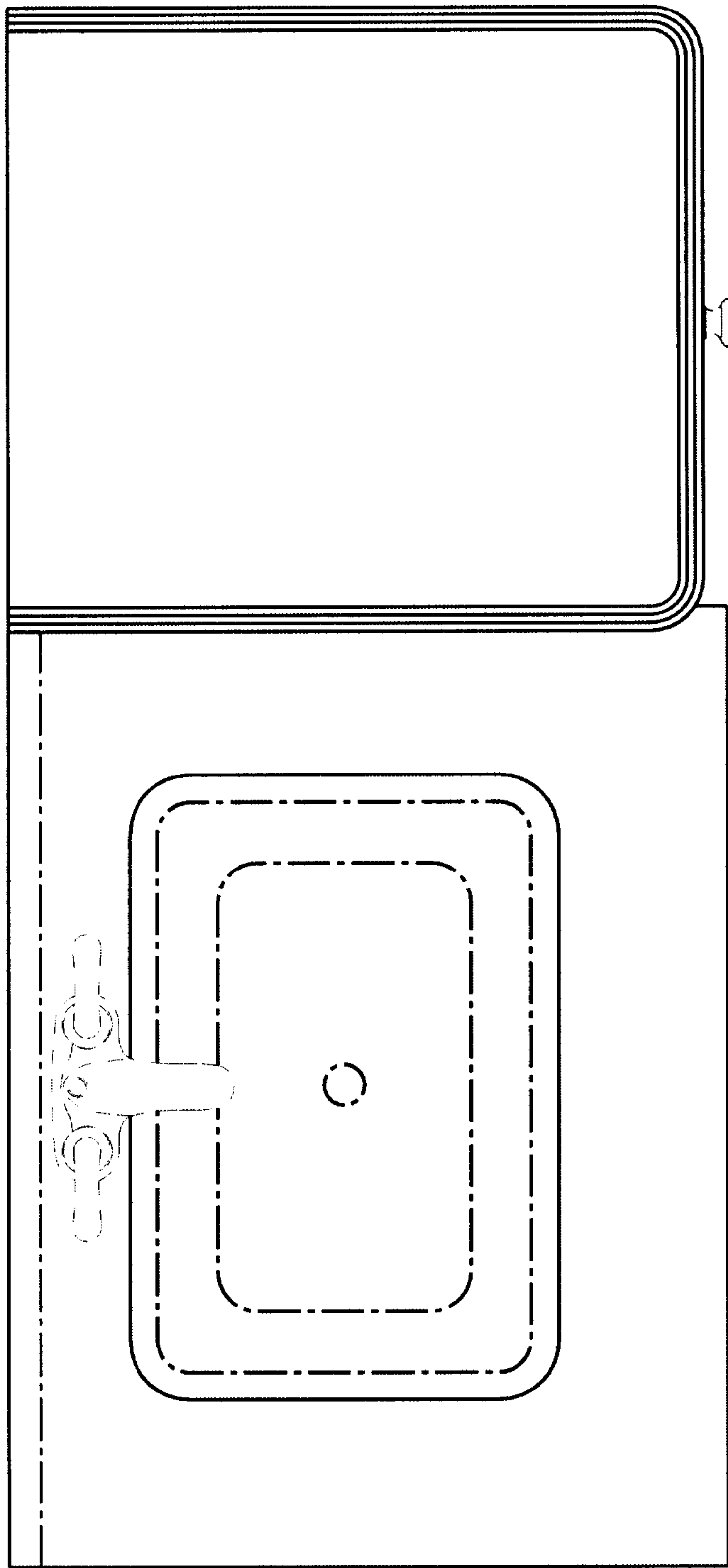


FIG. 2

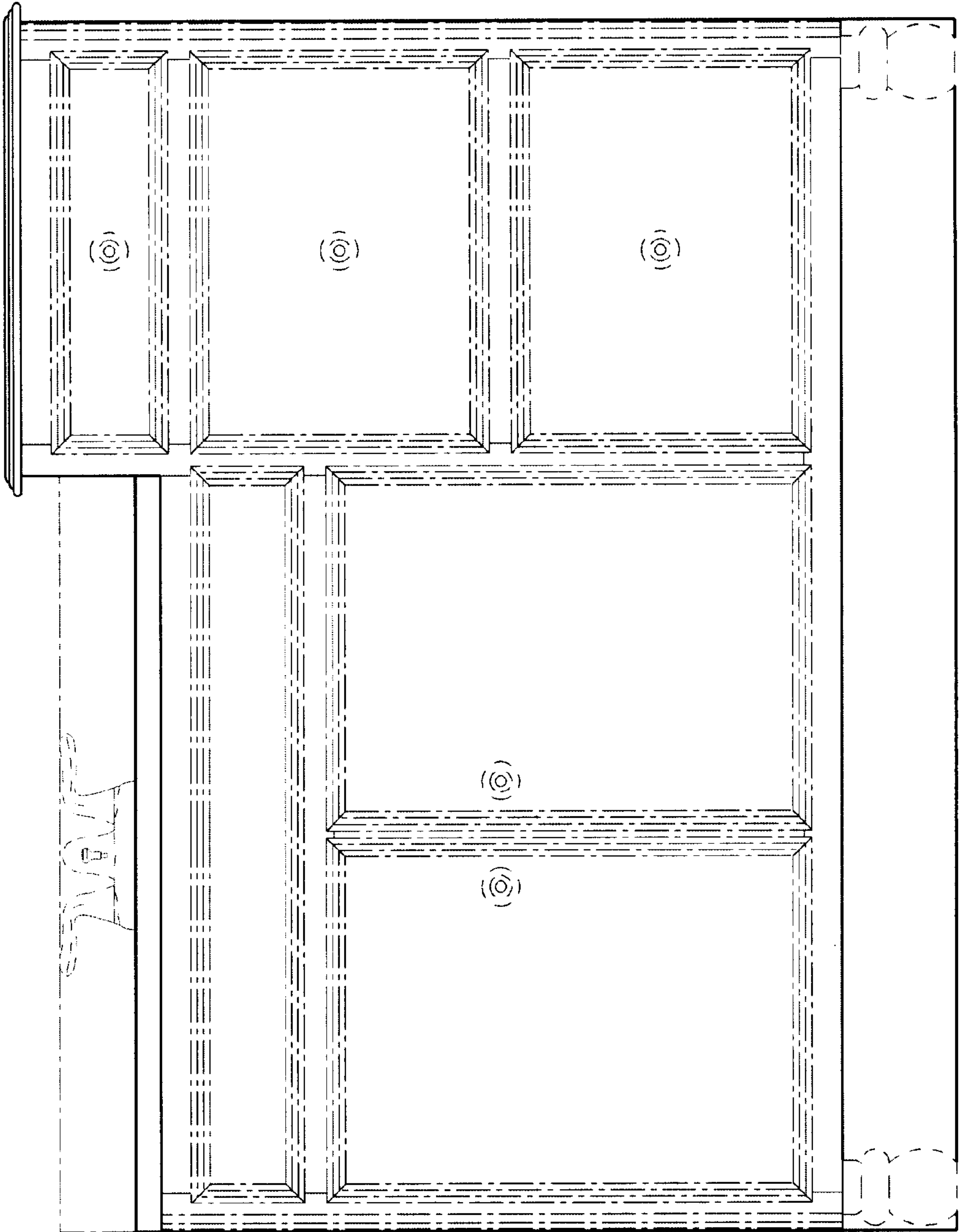


FIG. 3

FIG. 5




FIG. 4

