



US00D467986S

(12) **United States Design Patent**
Milhoan

(10) **Patent No.:** **US D467,986 S**

(45) **Date of Patent:** **** Dec. 31, 2002**

(54) **GOLF CLUB COVER**

(75) Inventor: **Susan B. Milhoan**, Avon, CO (US)

(73) Assignee: **Petals to the Metal, L.L.C.**, Vail, CO (US)

(**) Term: **14 Years**

(21) Appl. No.: **29/159,659**

(22) Filed: **Apr. 25, 2002**

Related U.S. Application Data

(62) Division of application No. 29/146,691, filed on Aug. 14, 2001.

(51) **LOC (7) Cl.** **21-02**

(52) **U.S. Cl.** **D21/754**

(58) **Field of Search** D21/754; 150/160

(56) **References Cited**

U.S. PATENT DOCUMENTS

D362,890 S * 10/1995 Sheppard, Jr. D21/754

D421,781 S * 3/2000 Somers D21/754

* cited by examiner

Primary Examiner—Mitchell Siegel

(74) *Attorney, Agent, or Firm*—Mark D. Trenner, Esq.;
Dahl & Osterloth LLP

(57) **CLAIM**

The ornamental design for a golf club cover, substantially as shown.

DESCRIPTION

FIG. 1 is a perspective view of an embodiment of a golf club cover;

FIG. 2 is a front view of the embodiment of the golf club cover shown in FIG. 1;

FIG. 3 is a back view of the embodiment of the golf club cover shown in FIG. 1;

FIG. 4 is a right side view of the embodiment of the golf club cover shown in FIG. 1;

FIG. 5 is a left side view of the embodiment of the golf club cover shown in FIG. 1;

FIG. 6 is a top view of the embodiment of the golf club cover shown in FIG. 1; and,

FIG. 7 is a bottom of the embodiment of the golf club cover shown in FIG. 1.

1 Claim, 4 Drawing Sheets




Fig. 1

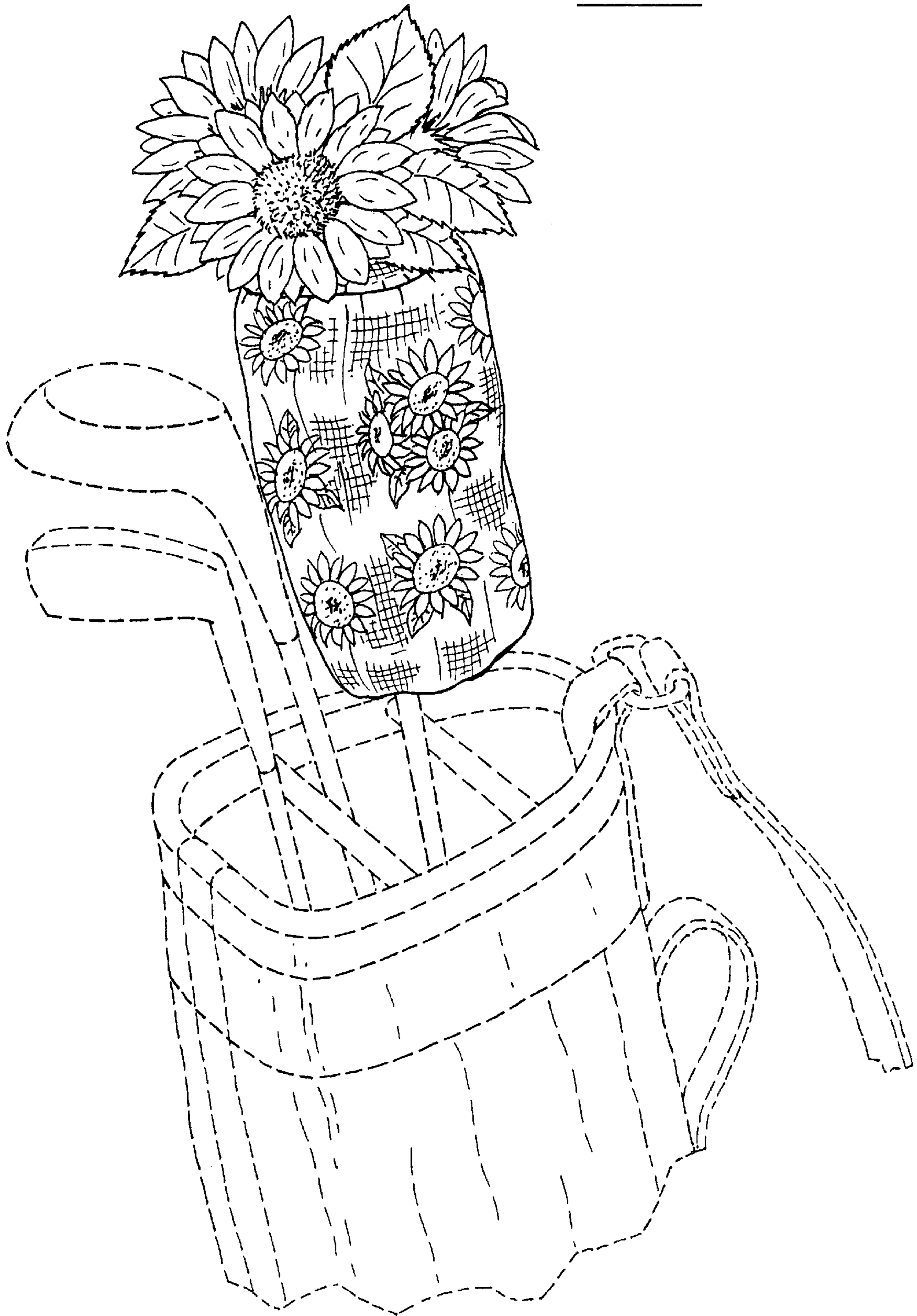


Fig. 3




Fig. 2




Fig. 5




Fig. 4






Fig. 6

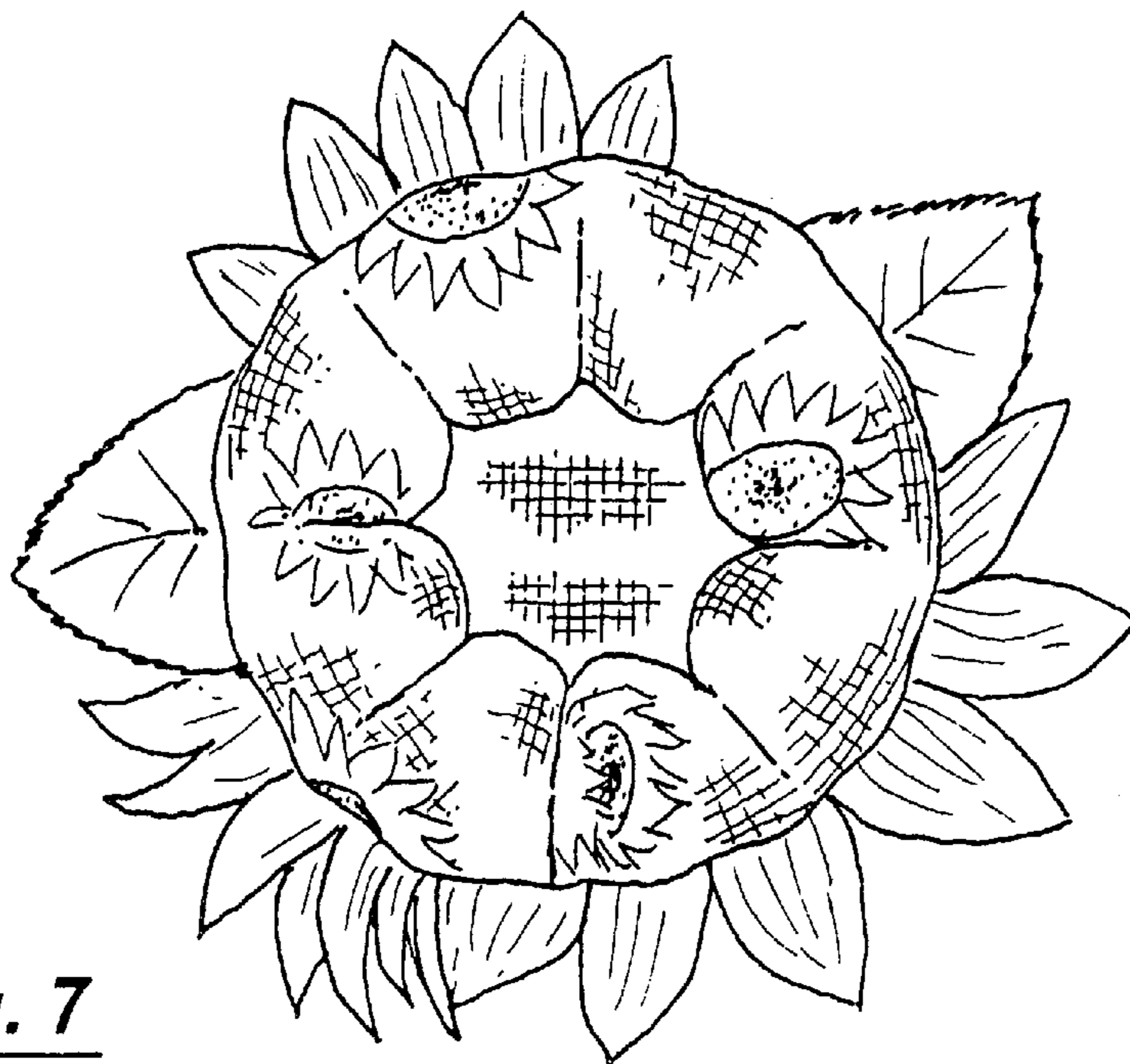


Fig. 7

UNITED STATES PATENT AND TRADEMARK OFFICE
CERTIFICATE OF CORRECTION

PATENT NO. : Des. 467,986 S
DATED : December 31, 2002
INVENTOR(S) : Susan B. Milhoan

Page 1 of 6

It is certified that error appears in the above-identified patent and that said Letters Patent is hereby corrected as shown below:

The title page should be deleted and substitute therefore the attached title page.

Delete Drawing Sheets 1 of 4, 2 of 4, 3 of 4 & 4 of 4 and substitute therefore the Drawing Sheets consisting of Figs. 1-7.

This certificate supercedes Certificate of Correction issued July 29, 2003.

Signed and Sealed this

Eighteenth Day of November, 2003

A handwritten signature in black ink, appearing to read "James E. Rogan", with a horizontal line underneath it.

JAMES E. ROGAN
Director of the United States Patent and Trademark Office

(12) **United States Design Patent** (10) **Patent No.:** **US D467,986 S**
Milhoan (45) **Date of Patent:** **** Dec. 31, 2002**

(54) **GOLF CLUB COVER**

(75) **Inventor:** **Susan B. Milhoan, Avon, CO (US)**

(73) **Assignee:** **Petals to the Metal, L.L.C., Vail, CO (US)**

(**) **Term:** **14 Years**

(21) **Appl. No.:** **29/159,659**

(22) **Filed:** **Apr. 25, 2002**

Related U.S. Application Data

(62) **Division of application No. 29/146,691, filed on Aug. 14, 2001.**

(51) **LOC (7) CL** **21-02**

(52) **U.S. CL** **D21/754**

(58) **Field of Search** **D21/754; 150/160**

(56) **References Cited**

U.S. PATENT DOCUMENTS

D362,890 S * 10/1995 Sheppard, Jr. D21/754
D421,781 S * 3/2000 Somers D21/754

* cited by examiner

Primary Examiner—Mitchell Siegel

(74) *Attorney, Agent, or Firm*—Mark D. Trenner, Esq.;
Dahl & Osterloth LLP

(57) **CLAIM**

The ornamental design for a golf club cover, substantially as shown.

DESCRIPTION

FIG. 1 is a perspective view of an embodiment of a golf club cover;

FIG. 2 is a front view of the embodiment of the golf club cover shown in FIG. 1;

FIG. 3 is a back view of the embodiment of the golf club cover shown in FIG. 1;

FIG. 4 is a right side view of the embodiment of the golf club cover shown in FIG. 1;

FIG. 5 is a left side view of the embodiment of the golf club cover shown in FIG. 1;

FIG. 6 is a top view of the embodiment of the golf club cover shown in FIG. 1; and,

FIG. 7 is a bottom of the embodiment of the golf club cover shown in FIG. 1.

1 Claim, 4 Drawing Sheets

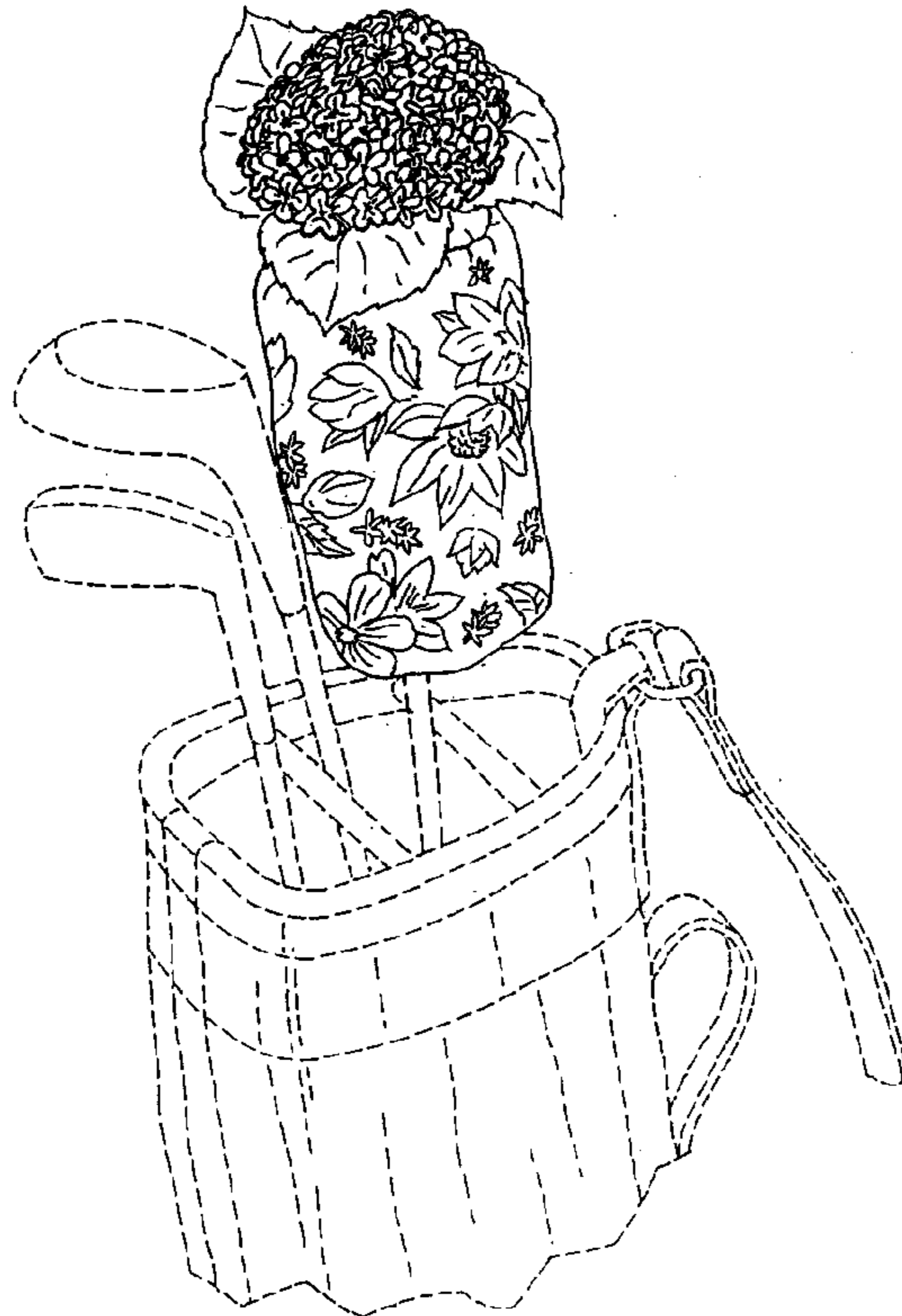


Fig. 1

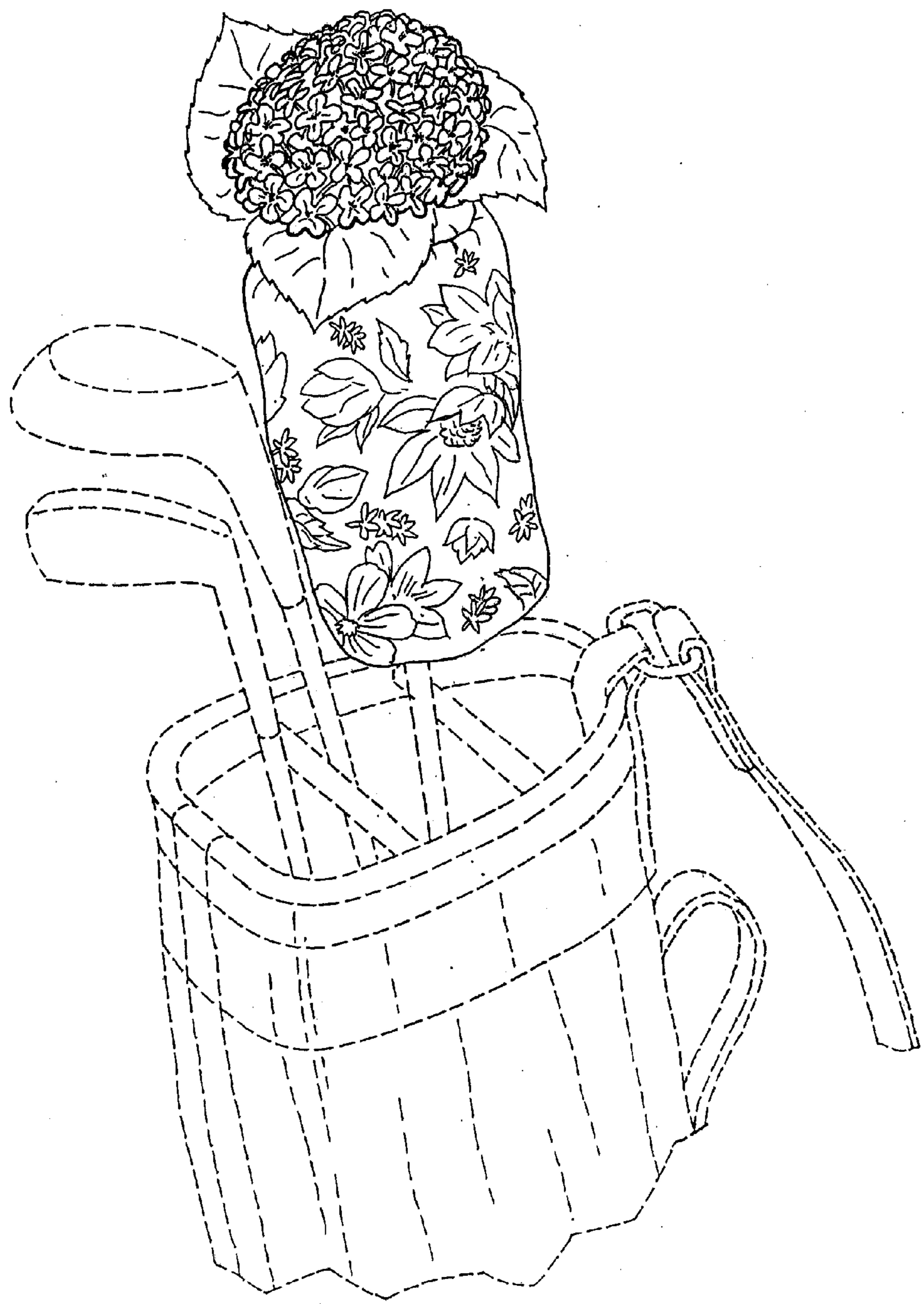


Fig. 3



Fig. 2



Fig. 5




Fig. 4



Fig. 7

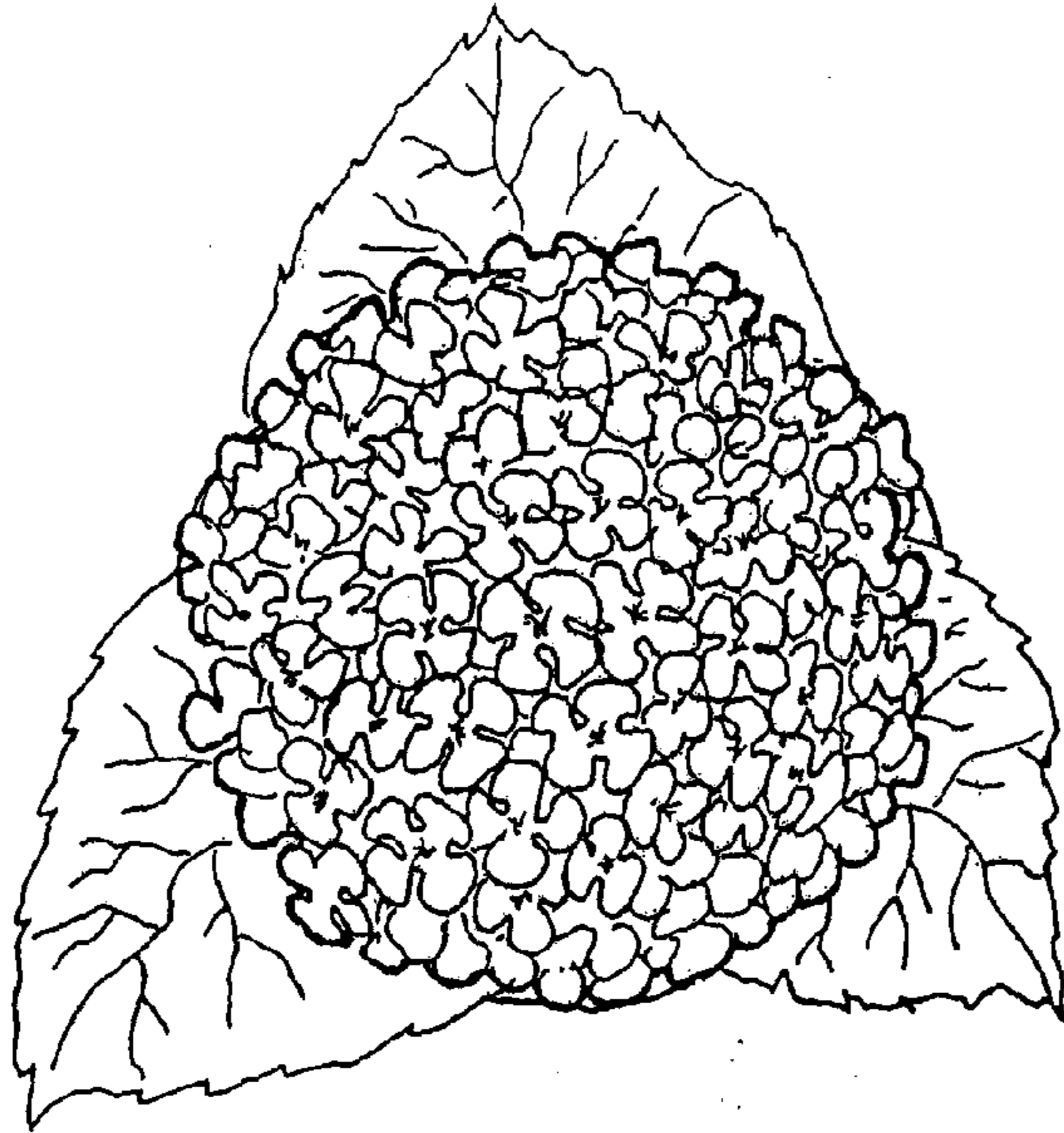
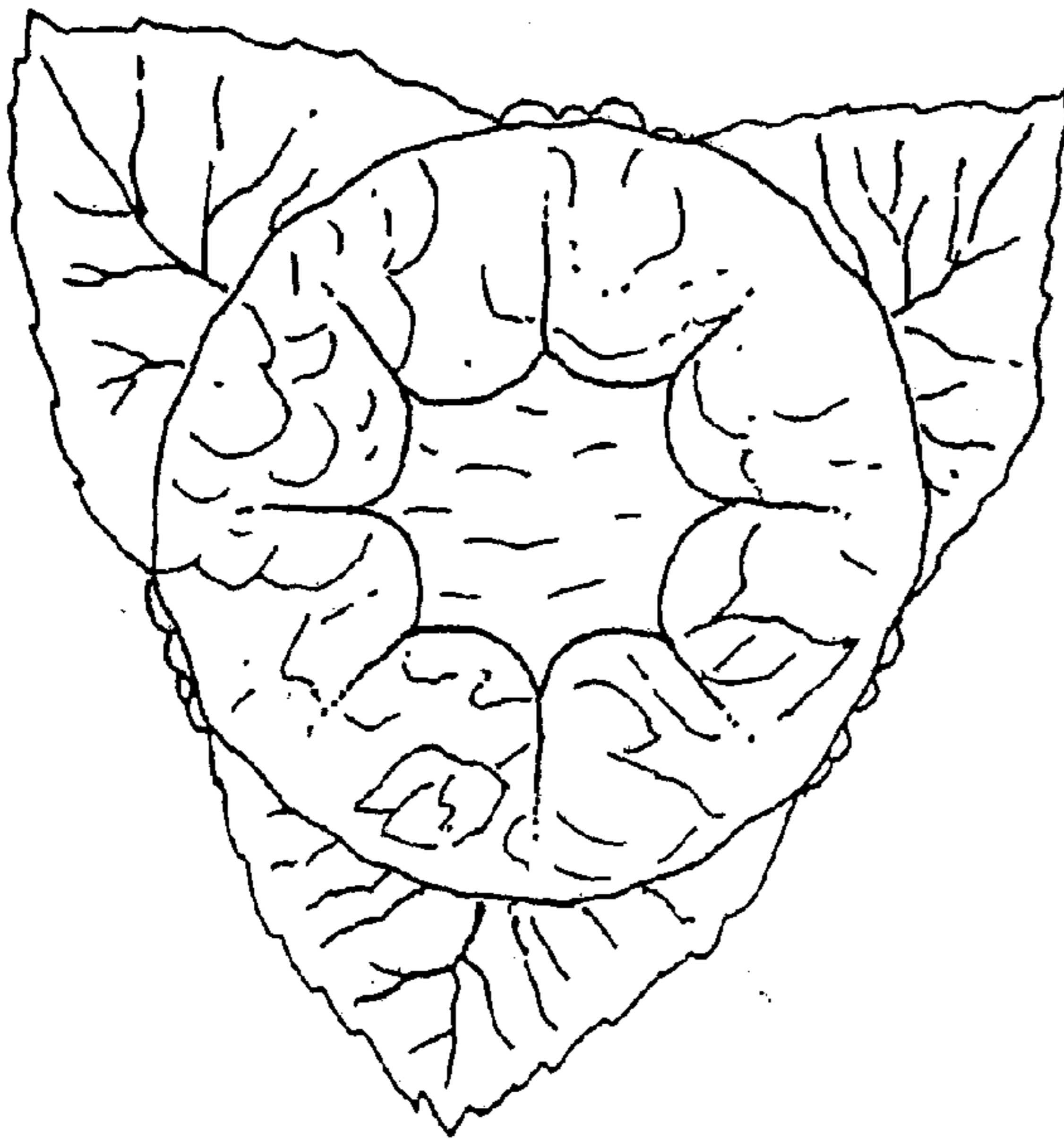


Fig. 6



UNITED STATES PATENT AND TRADEMARK OFFICE
CERTIFICATE OF CORRECTION

PATENT NO. : Des. 467,986 S
DATED : December 31, 2002
INVENTOR(S) : Susan B. Milhoan

Page 1 of 6

It is certified that error appears in the above-identified patent and that said Letters Patent is hereby corrected as shown below:

The title page should be deleted and substitute therefore the attached title page.

Delete Drawing Sheets 1 of 4, 2 of 4, 3 of 4 & 4 of 4 and substitute therefore the Drawing Sheets consisting of Figs. 1-7.

Signed and Sealed this

Seventeenth Day of February, 2004

A handwritten signature in black ink that reads "Jon W. Dudas". The signature is written in a cursive style with a large, looped initial "J".

JON W. DUDAS
Acting Director of the United States Patent and Trademark Office

(12) **United States Design Patent** (10) **Patent No.:** **US D467,986 S**
Milhoan (45) **Date of Patent:** **** Dec. 31, 2002**

(54) **GOLF CLUB COVER**

(75) **Inventor:** **Susan B. Milhoan, Avon, CO (US)**

(73) **Assignee:** **Petals to the Metal, L.L.C., Vail, CO (US)**

(**) **Term:** **14 Years**

(21) **Appl. No.:** **29/159,659**

(22) **Filed:** **Apr. 25, 2002**

Related U.S. Application Data

(62) **Division of application No. 29/146,691, filed on Aug. 14, 2001.**

(51) **LOC (7) CL** **21-02**

(52) **U.S. CL** **D21/754**

(58) **Field of Search** **D21/754; 150/160**

References Cited

U.S. PATENT DOCUMENTS

D362,890 S * 10/1995 Sheppard, Jr. D21/754
D421,781 S * 3/2000 Somers D21/754

* cited by examiner

Primary Examiner—Mitchell Siegel

(74) *Attorney, Agent, or Firm*—Mark D. Trenner, Esq.;
Dahl & Osterloth LLP

(57) **CLAIM**

The ornamental design for a golf club cover, substantially as shown.

DESCRIPTION

FIG. 1 is a perspective view of an embodiment of a golf club cover;

FIG. 2 is a front view of the embodiment of the golf club cover shown in FIG. 1;

FIG. 3 is a back view of the embodiment of the golf club cover shown in FIG. 1;

FIG. 4 is a right side view of the embodiment of the golf club cover shown in FIG. 1;

FIG. 5 is a left side view of the embodiment of the golf club cover shown in FIG. 1;

FIG. 6 is a top view of the embodiment of the golf club cover shown in FIG. 1; and,

FIG. 7 is a bottom of the embodiment of the golf club cover shown in FIG. 1.

1 Claim, 4 Drawing Sheets

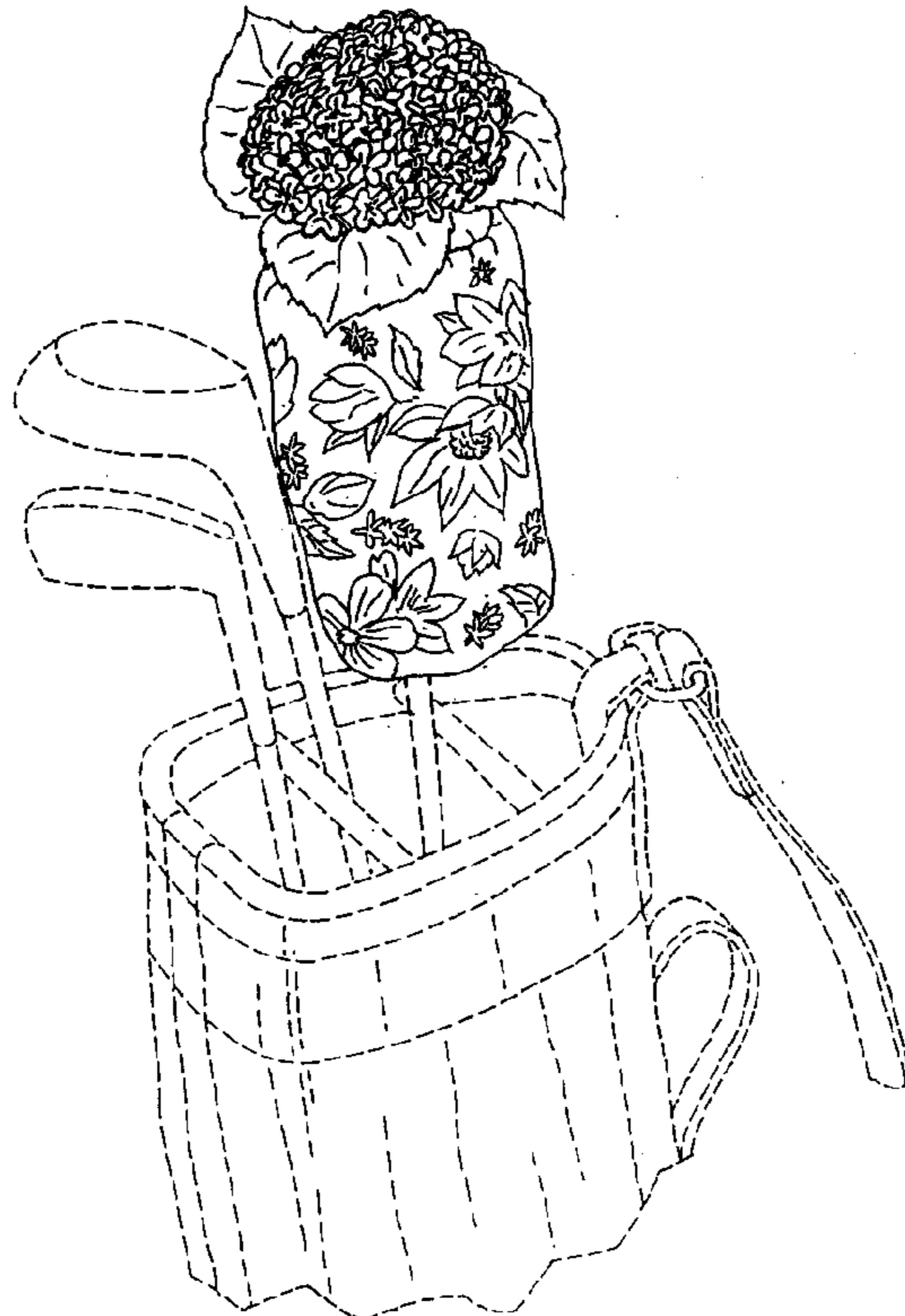


Fig. 1

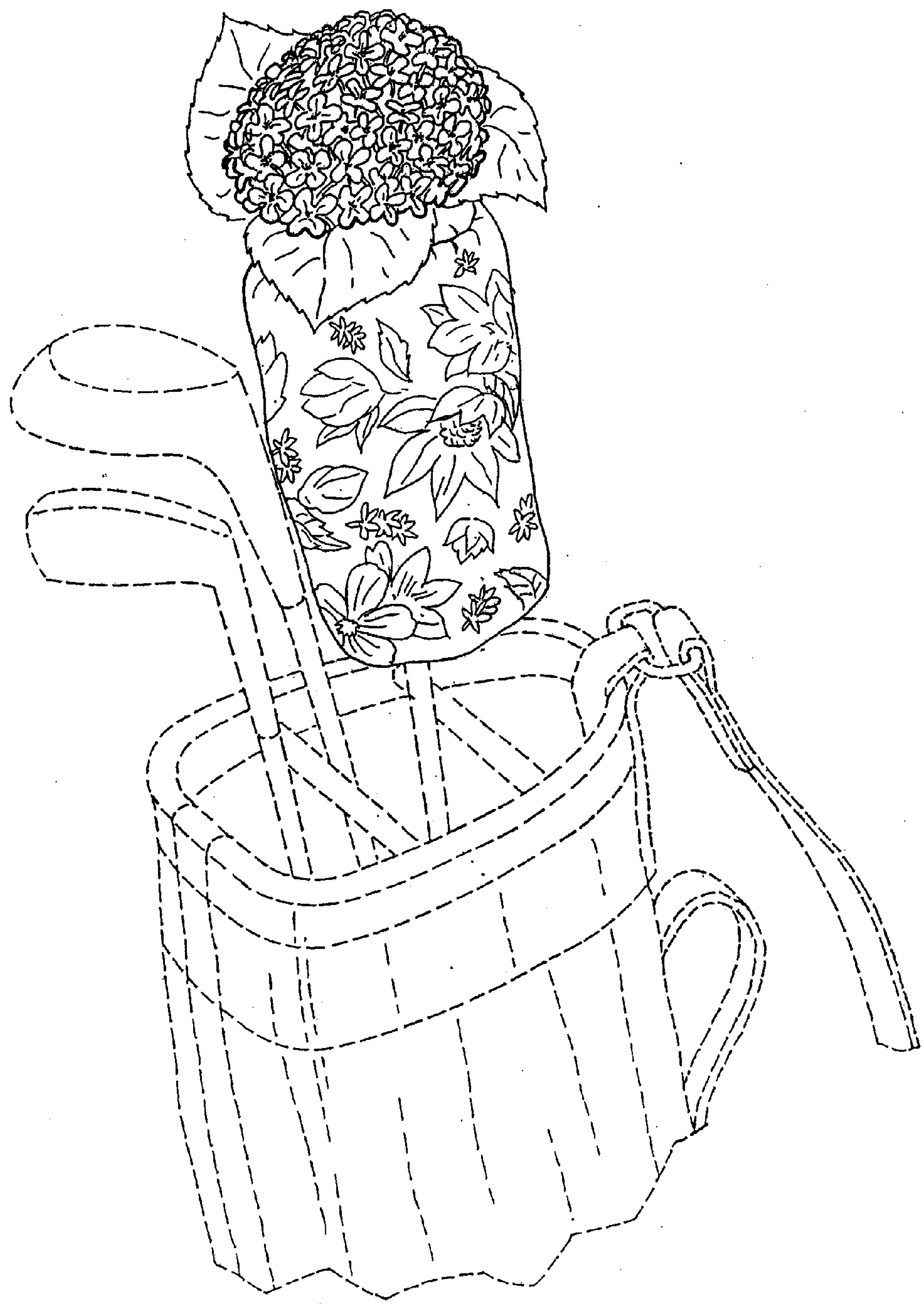


Fig. 3



Fig. 2



Fig. 5




Fig. 4



Fig. 7

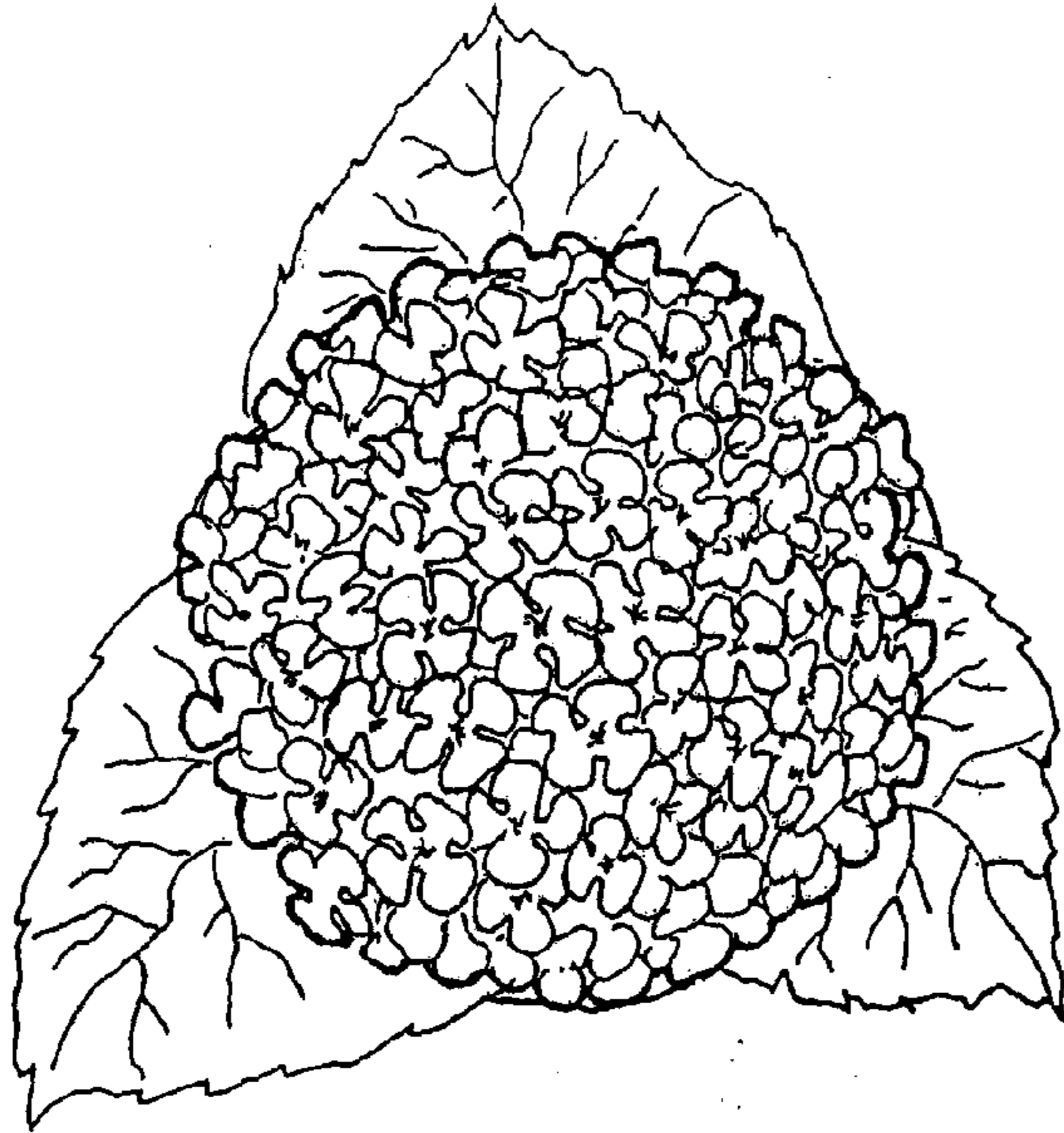


Fig. 6

