



US00D467972S

(12) **United States Design Patent**
Chodat

(10) **Patent No.:** **US D467,972 S**

(45) **Date of Patent:** **** *Dec. 31, 2002**

(54) **PEN CAP**

(75) **Inventor:** **Ben Chodat**, Auvernier (CH)

(73) **Assignee:** **Ebel SA**, La Chaux-de-Fonds (CH)

(*) **Notice:** This patent is subject to a terminal disclaimer.

(**) **Term:** **14 Years**

(21) **Appl. No.:** **29/112,147**

(22) **Filed:** **Oct. 11, 1999**

(30) **Foreign Application Priority Data**

Apr. 15, 1999 (XH) DMA/004 510

(51) **LOC (7) Cl.** **19-06**

(52) **U.S. Cl.** **D19/57; D19/47; D19/56;**
D19/48

(58) **Field of Search** D19/35, 36, 41-51,
D19/53-58, 81-85; 401/243-247, 202,
262

(56) **References Cited**

U.S. PATENT DOCUMENTS

D119,006 S * 2/1940 Ponath D19/46

D124,266 S * 12/1940 Zoll D19/50
D167,233 S * 7/1952 Runcie D19/50
D362,682 S * 9/1995 Pitteloud D19/48

OTHER PUBLICATIONS

Letraset Catalog, c1983, see circled brick pattern, page center, p. 5.*

* cited by examiner

Primary Examiner—Martie K. Holtje

(74) *Attorney, Agent, or Firm*—Stroock & Stroock & Lavan LLP

(57) **CLAIM**

The ornamental design for a pen cap, as shown.

DESCRIPTION

FIG. 1 is a bottom, front and right-side perspective view of a pen cap in accordance with the invention; FIG. 2 is a front elevational view thereof; FIG. 3 is a left side elevational view thereof, the right side being a mirror image; and, FIG. 4 is a rear side elevational view thereof.

1 Claim, 2 Drawing Sheets




FIG. 1




FIG. 2




FIG. 3




FIG. 4

