



US00D467944S

(12) **United States Design Patent**
Stark

(10) **Patent No.:** **US D467,944 S**

(45) **Date of Patent:** **** Dec. 31, 2002**

(54) **DISC FOR AGRICULTURAL MACHINES**

(75) **Inventor:** **Crister Stark, Väderstad (SE)**

(73) **Assignee:** **Vaderstad-Verken AB, Vaderstad (SE)**

(**) **Term:** **14 Years**

(21) **Appl. No.:** **29/143,291**

(22) **Filed:** **Jun. 12, 2001**

(51) **LOC (7) Cl.** **15-03**

(52) **U.S. Cl.** **D15/29**

(58) **Field of Search** D15/28, 29; 30/276,
30/318, 388, 390; 56/127, 234, 237, 239,
240, 249, 255, 289, 297; 172/540, 557;
29/14

(56) **References Cited**

U.S. PATENT DOCUMENTS

3,213,514 A * 10/1965 Evans 29/14

D322,791 S * 12/1991 Wada et al. D15/29

D323,330 S * 1/1992 Wada et al. D15/29

D382,571 S * 8/1997 Bruns D15/29

D395,662 S * 6/1998 Bruns D15/29

* cited by examiner

Primary Examiner—Mitchell Siegel

(74) *Attorney, Agent, or Firm*—Young & Thompson

(57) **CLAIM**

The ornamental design for a disc for agricultural machines,
as shown.

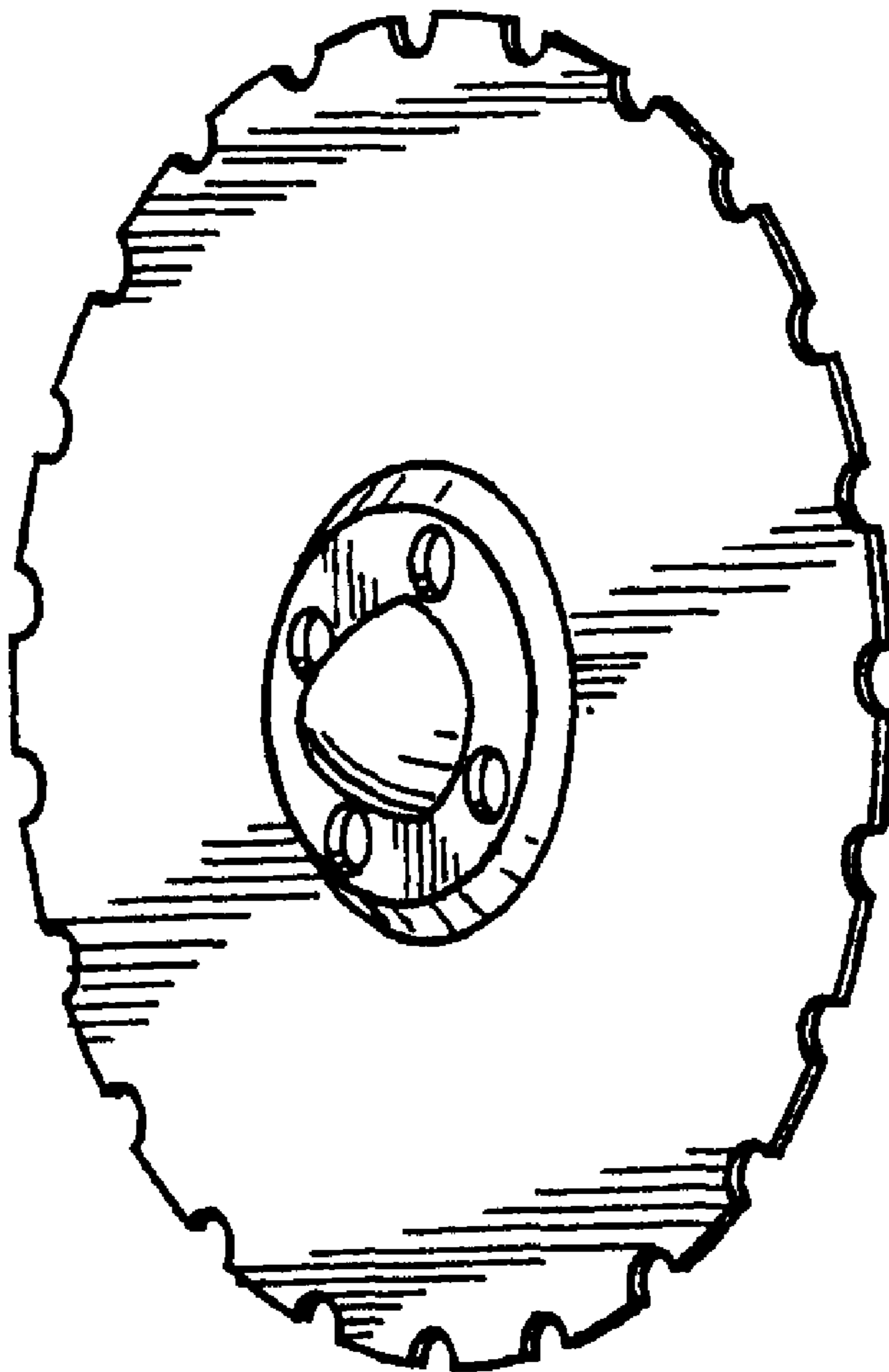
DESCRIPTION

FIG. 1 is a front perspective view of a disc for agricultural
machines, showing my new design;

FIG. 2 is a rear perspective view thereof; and,

FIG. 3 is an elevational cross-section thereof.

1 Claim, 1 Drawing Sheet



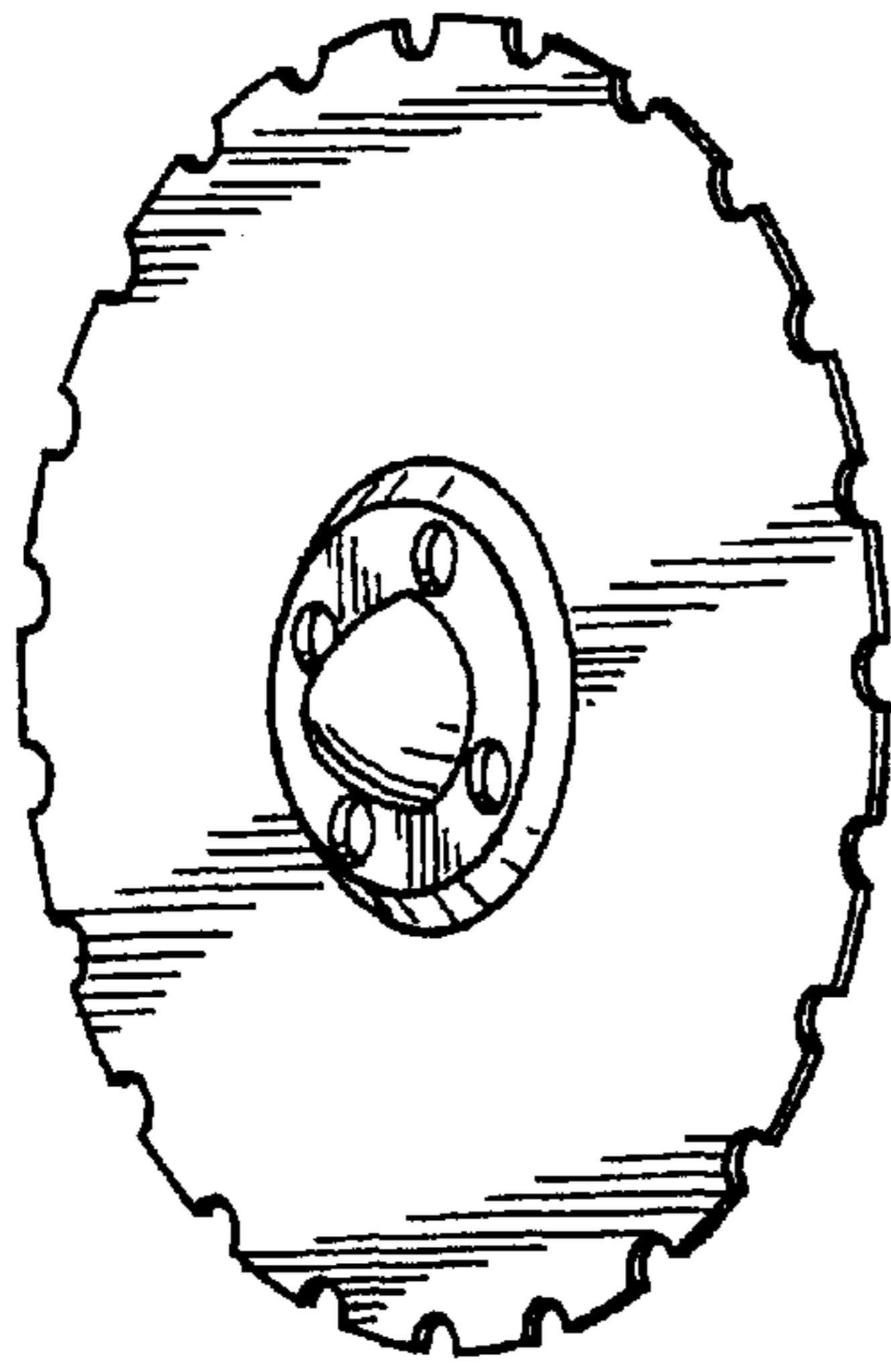


FIG. 1

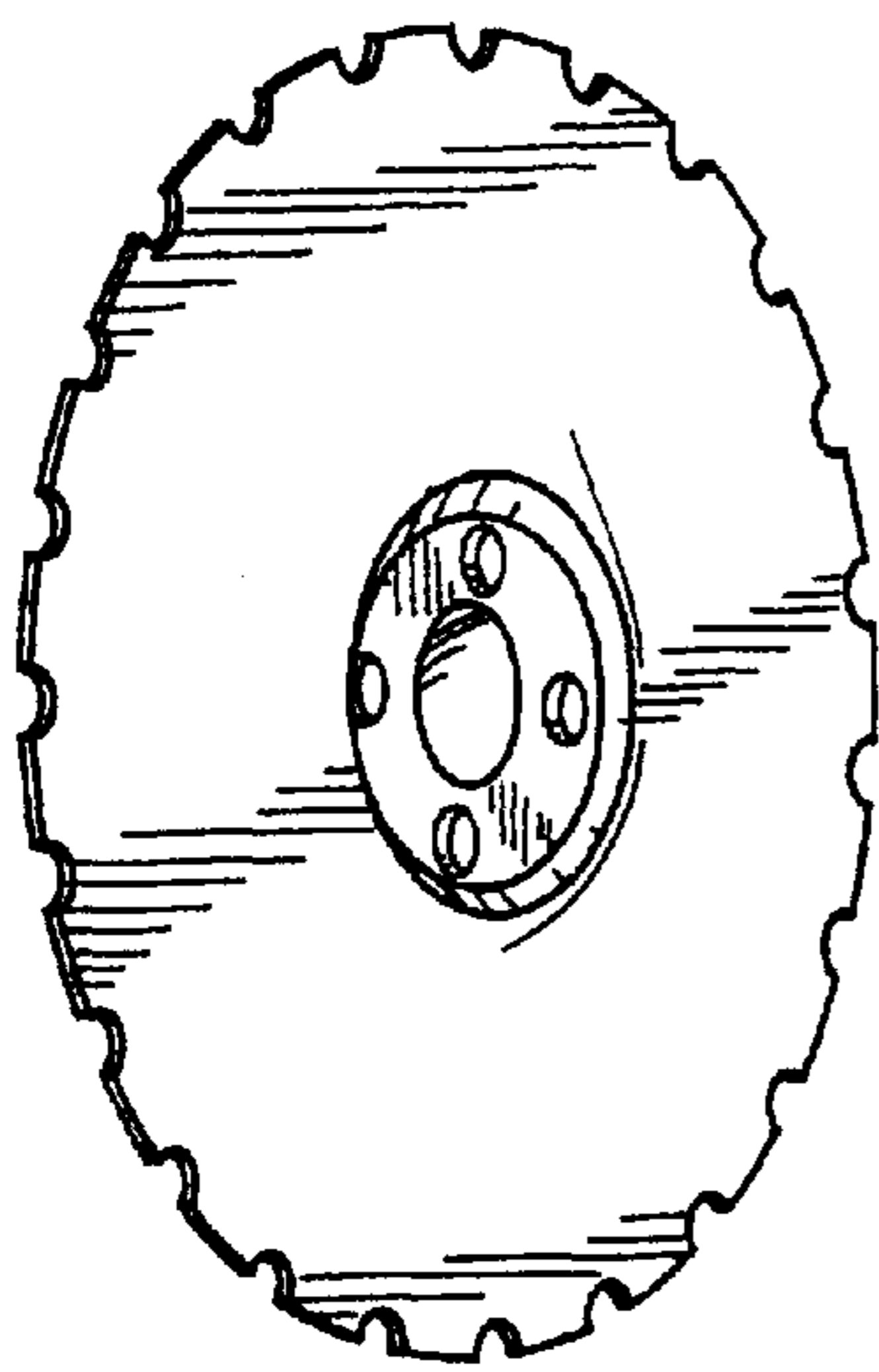


FIG. 2

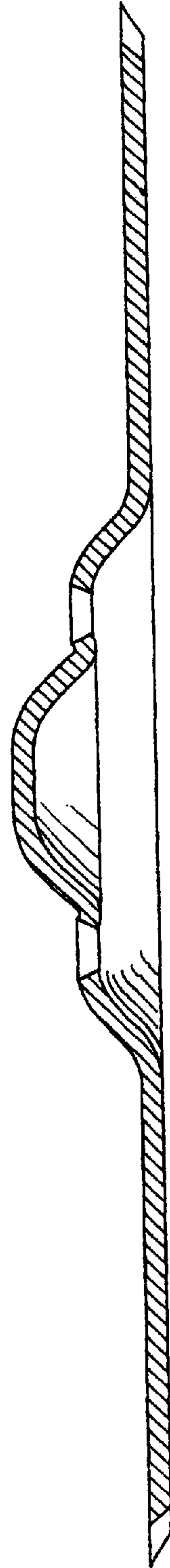


FIG. 3