



US00D467939S

(12) **United States Design Patent**
Golan

(10) **Patent No.:** **US D467,939 S**

(45) **Date of Patent:** **** *Dec. 31, 2002**

(54) **LIQUID FILTER**

4,638,856 A * 1/1987 Yamanaka et al. 165/168 X

(76) Inventor: **Ilan Z. Golan**, 4404 Elenda St., Culver City, CA (US) 90230

OTHER PUBLICATIONS

J.C. Whitney and Co, No. 586J, p. 198 See-thru Fuel Filters, Jan. 1996.*

(*) Notice: This patent is subject to a terminal disclaimer.

* cited by examiner

(**) Term: **14 Years**

Primary Examiner—Nanda Bondade

(74) *Attorney, Agent, or Firm*—Hokanson & Drazich, LLP

(21) Appl. No.: **29/054,387**

(57) **CLAIM**

(22) Filed: **May 13, 1996**

The ornamental design for a liquid filter, as shown and described.

(51) **LOC (7) Cl.** **15-01**

(52) **U.S. Cl.** **D15/5**

(58) **Field of Search** D15/1, 3, 5; 123/41.33, 123/196 A, 196 AB, 541; 165/51, 916; 210/168, 186

DESCRIPTION

FIG. 1, is a side view showing my new design, the remaining sides being identical; and,

FIG. 2 is an end view, the opposite end being identical.

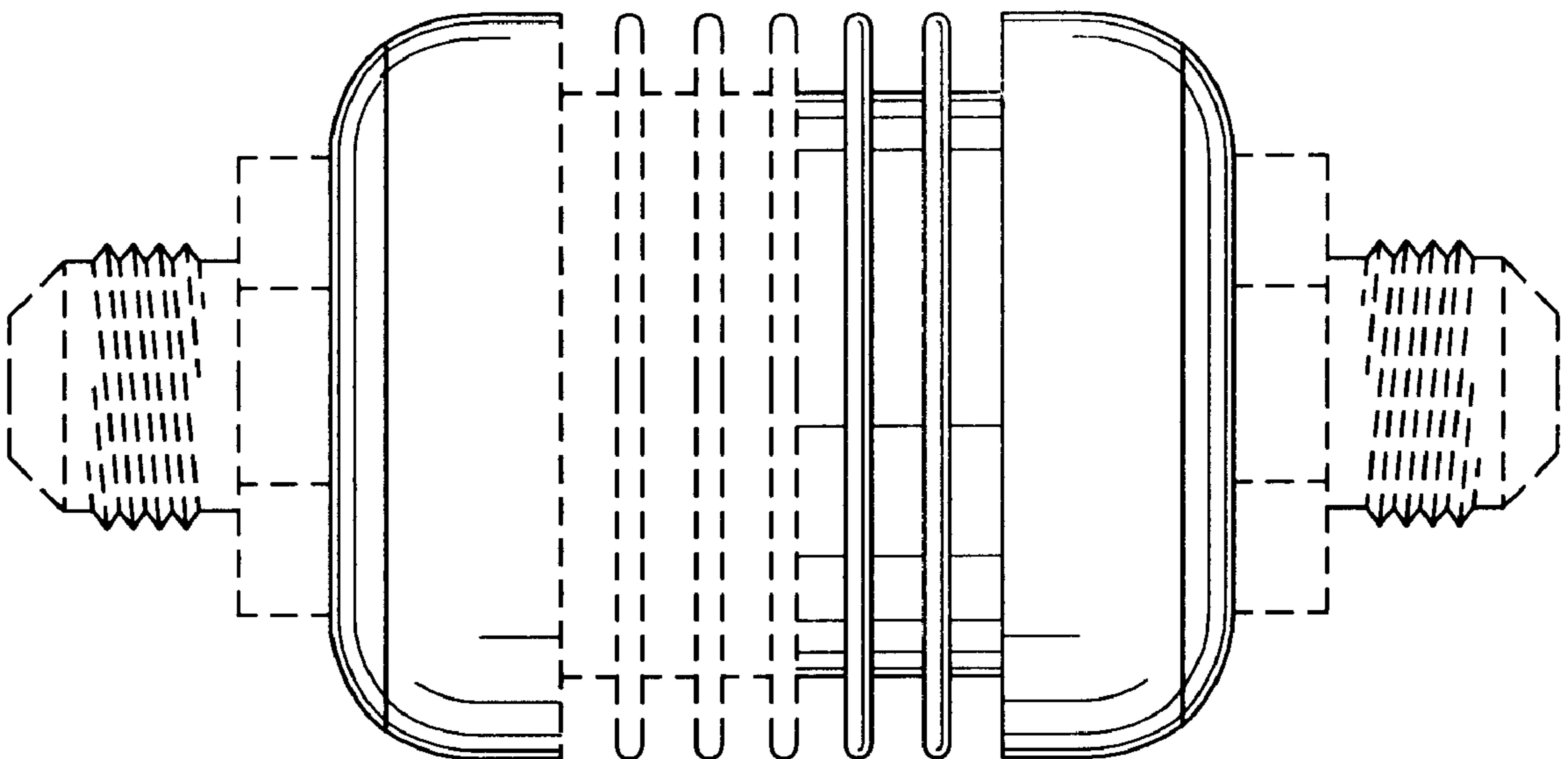
The broken lines adjacent to the shaded lines of FIG. 1 define the bounds of the claimed design and form no part thereof; the remaining broken lines on FIGS. 1 and 2 are for illustrative purposes only and form no part of the claimed design.

(56) **References Cited**

U.S. PATENT DOCUMENTS

- D35,005 S * 8/1901 Toepel et al. D15/5
- 1,901,484 A * 3/1933 Winslow et al. 210/186 X
- 2,468,866 A * 5/1949 Collier 210/186
- D220,165 S * 3/1971 Trainor D15/5 X

1 Claim, 1 Drawing Sheet



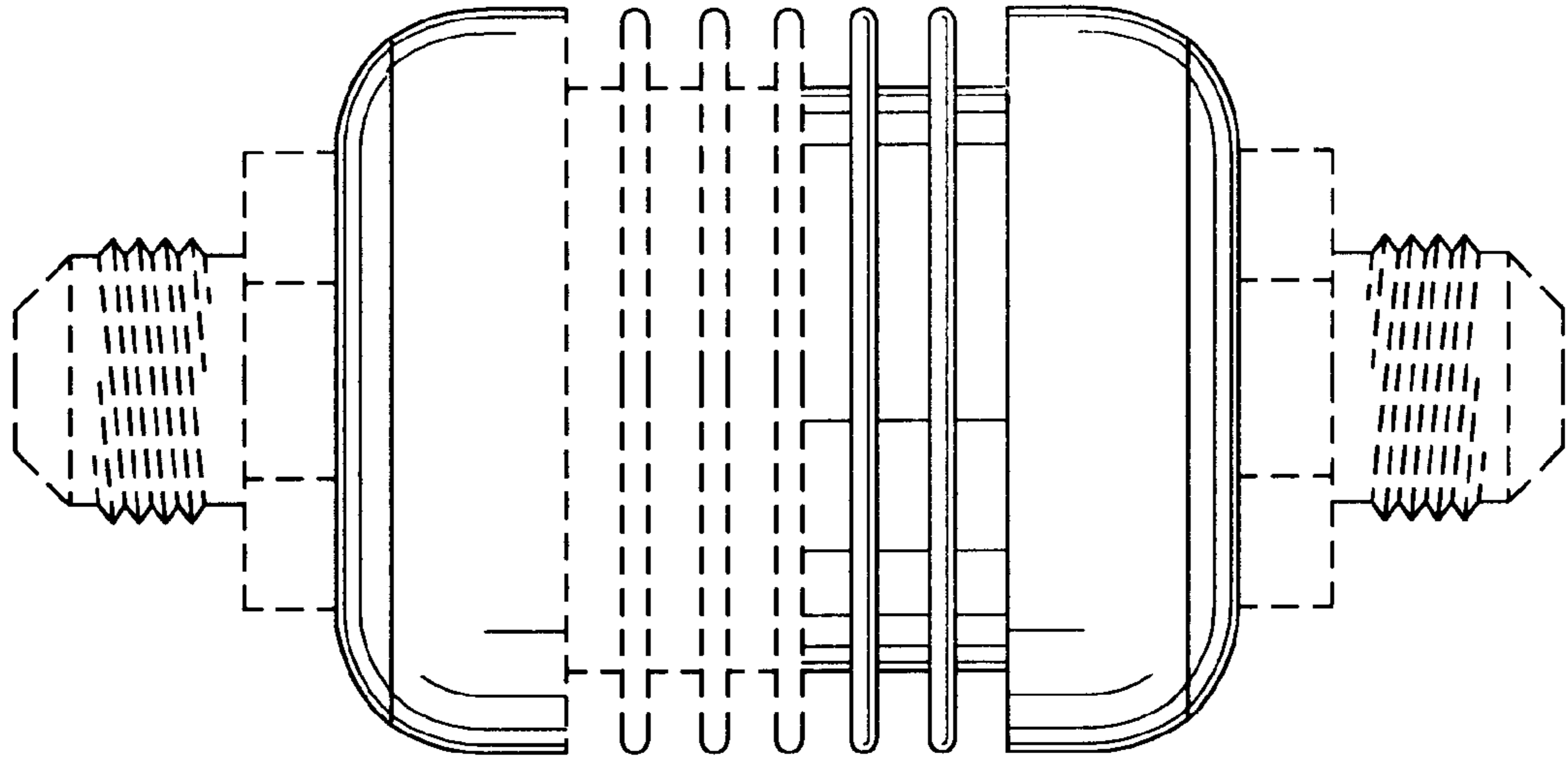


FIG. 1

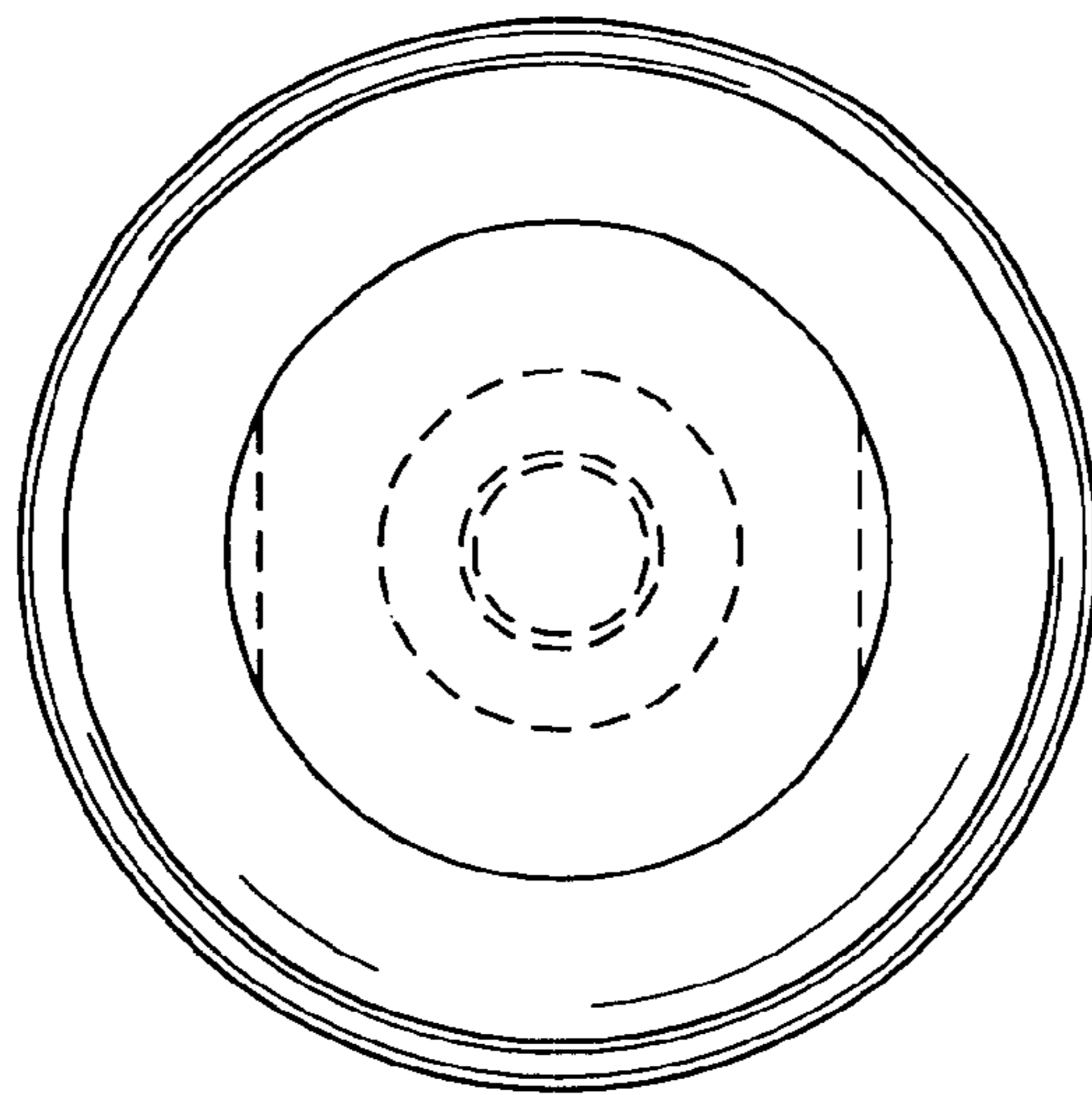


FIG. 2