



US00D467931S

(12) **United States Design Patent**  
**Dulberger**

(10) **Patent No.:** **US D467,931 S**

(45) **Date of Patent:** **\*\* Dec. 31, 2002**

(54) **COMPUTER SHADE**

D451,515 S \* 12/2001 Etienne ..... D14/449

(76) Inventor: **Michael D. Dulberger**, 81 Beverly Rd.,  
Avon, CT (US) 06001

\* cited by examiner

(\*\*) Term: **14 Years**

*Primary Examiner*—Kay H. Chin

(74) *Attorney, Agent, or Firm*—McCormick, Paulding &  
Huber LLP

(21) Appl. No.: **29/142,047**

(57) **CLAIM**

(22) Filed: **May 17, 2001**

The ornamental design for the computer shade, as shown  
and described.

(51) **LOC (7) Cl.** ..... **14-02**

(52) **U.S. Cl.** ..... **D14/449**

(58) **Field of Search** ..... D14/448-450;  
359/601, 609, 610, 612, 614; 358/252,  
253, 255; 348/373, 150, 834, 842; 248/442.2,  
279.1, 918

**DESCRIPTION**

FIG. 1 is a front elevation view of a computer shade showing  
my new design, the broken lines are for illustrative purposes  
only and form no part of the claimed design;

FIG. 2 is a top plan view thereof;

FIG. 3 is a rear elevation view thereof;

FIG. 4 is a bottom plan view thereof; and,

FIG. 5 is a right side elevation view thereof, the left side  
view being a mirror image of that shown.

(56) **References Cited**

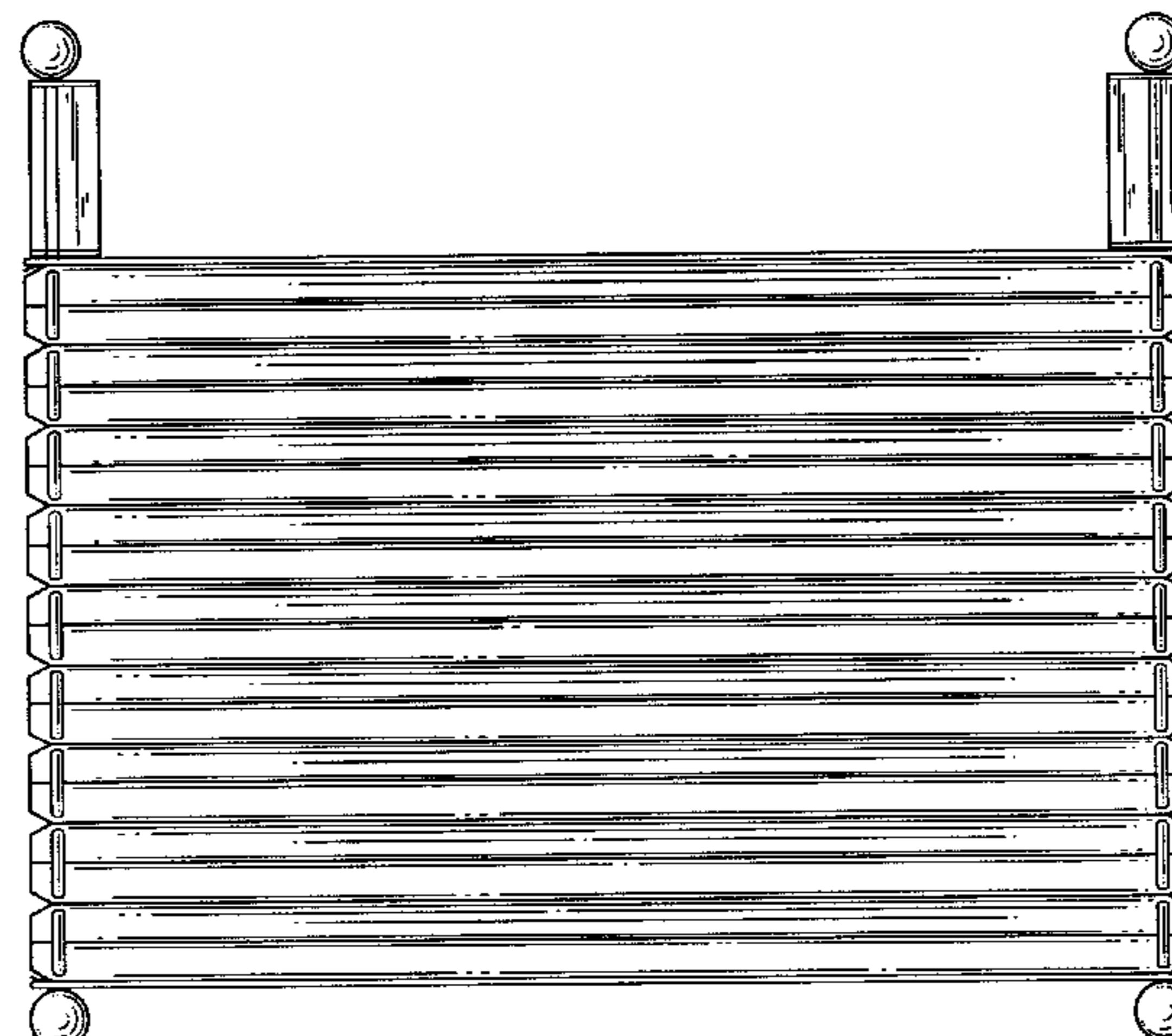

**U.S. PATENT DOCUMENTS**

5,121,253 A \* 6/1992 Waintroob ..... 359/601

D375,730 S \* 11/1996 Chen ..... D14/449

D431,536 S \* 10/2000 Feasey ..... D14/449

**1 Claim, 3 Drawing Sheets**






FIG. 1

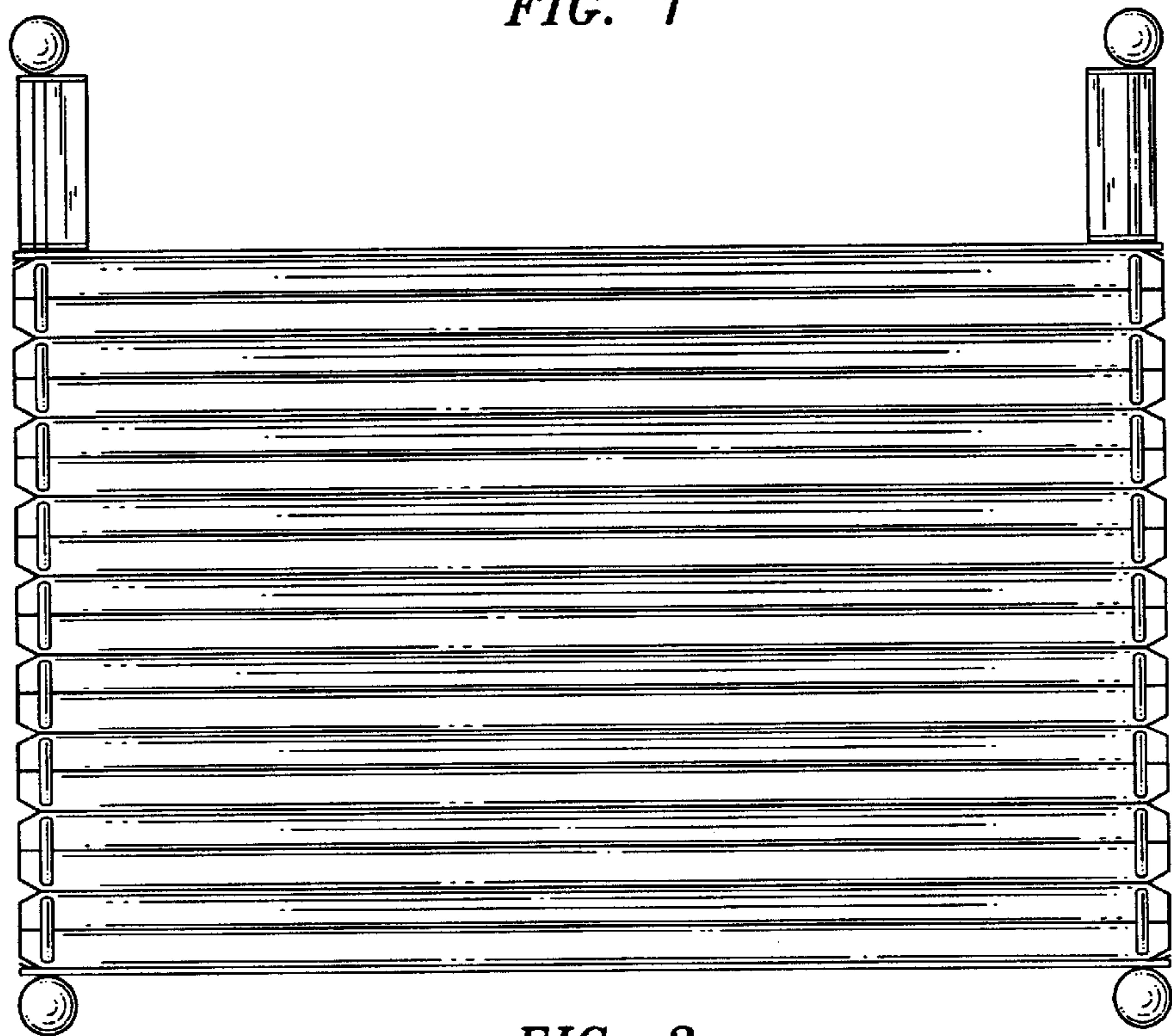


FIG. 2




FIG. 3

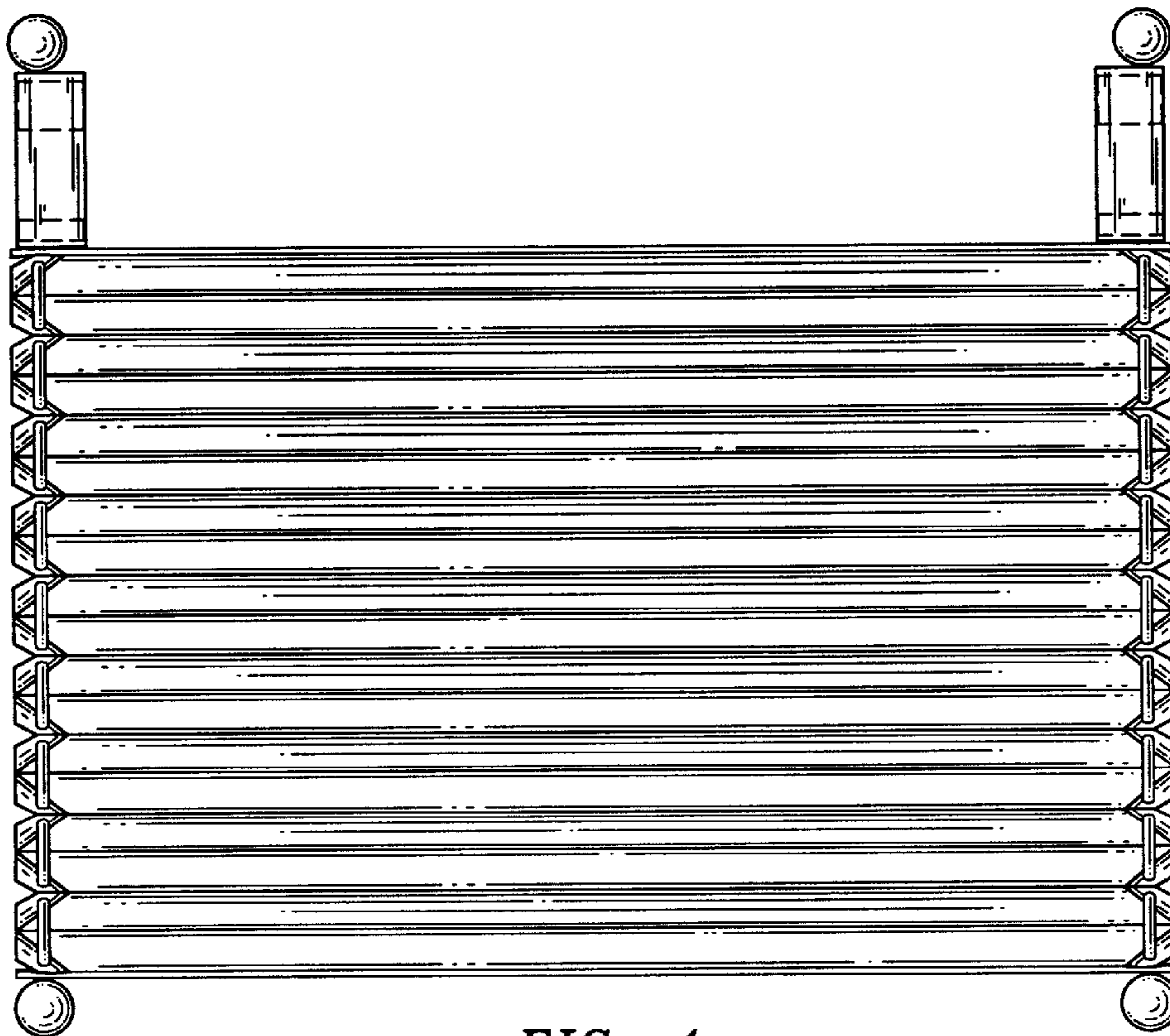
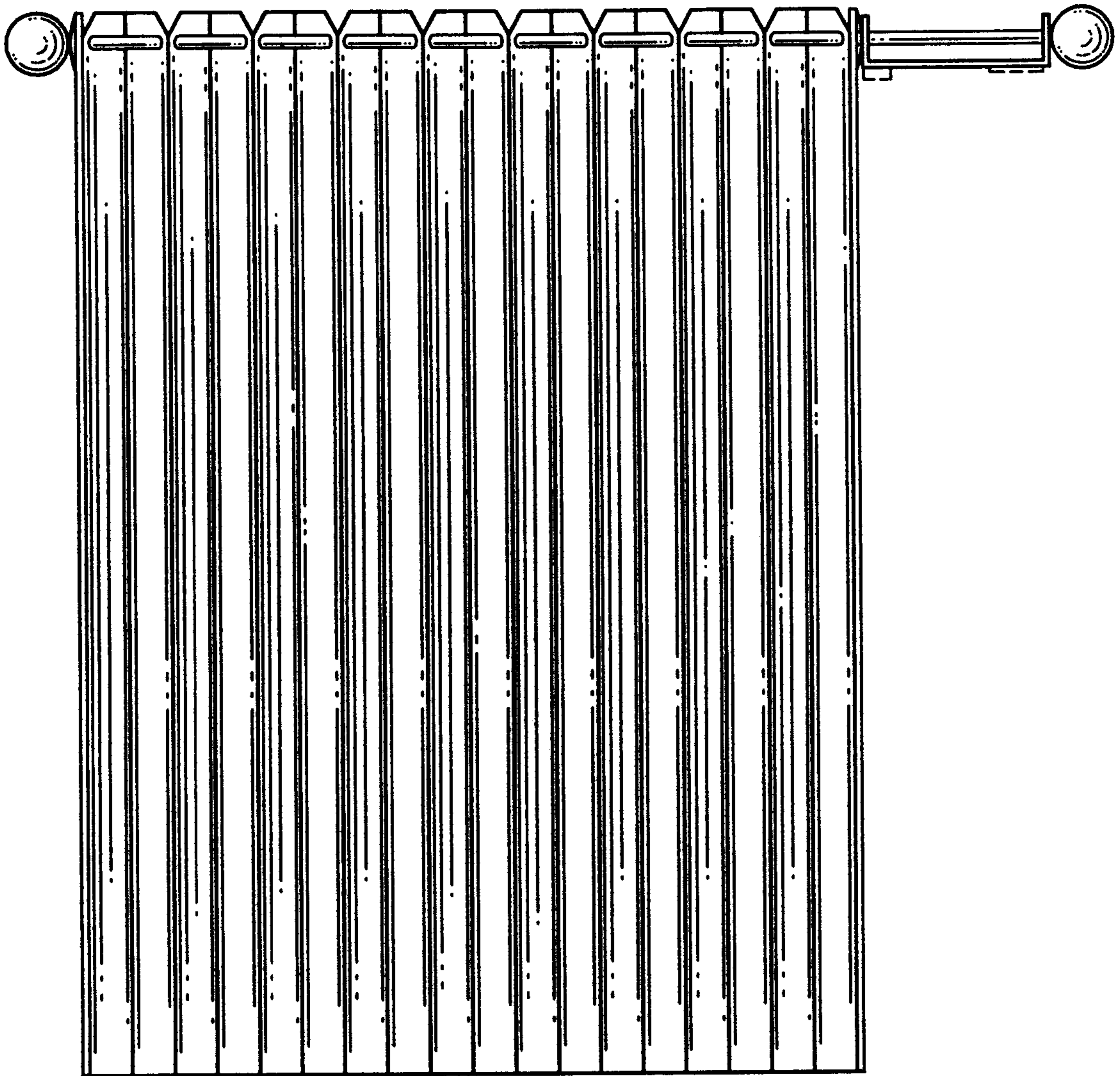


FIG. 4



*FIG. 5*