



US00D467928S

(12) **United States Design Patent**  
**Chen et al.**

(10) **Patent No.:** **US D467,928 S**

(45) **Date of Patent:** **\*\* Dec. 31, 2002**

(54) **COMPUTER FRONT BEZEL**

D432,135 S \* 10/2000 Jean et al. .... D14/444

(75) Inventors: **Yun Lung Chen**, Taipei (TW); **Jung Chi Chen**, Taipei (TW)

\* cited by examiner

*Primary Examiner*—Freda Nunn

(73) Assignee: **Hon Hai Precision Ind. Co., Ltd.**, Taipei Hsieh (TW)

(74) *Attorney, Agent, or Firm*—Wei Te Chung

(\*\*) Term: **14 Years**

(57) **CLAIM**

The ornamental design for a computer front bezel, as shown and described.

(21) Appl. No.: **29/153,161**

**DESCRIPTION**

(22) Filed: **Jan. 7, 2002**

(51) **LOC (7) Cl.** ..... **14-02**

(52) **U.S. Cl.** ..... **D14/444**

(58) **Field of Search** ..... D14/441-446;  
D13/162, 184, 199; 312/223.2; 361/690-696;  
360/99.12

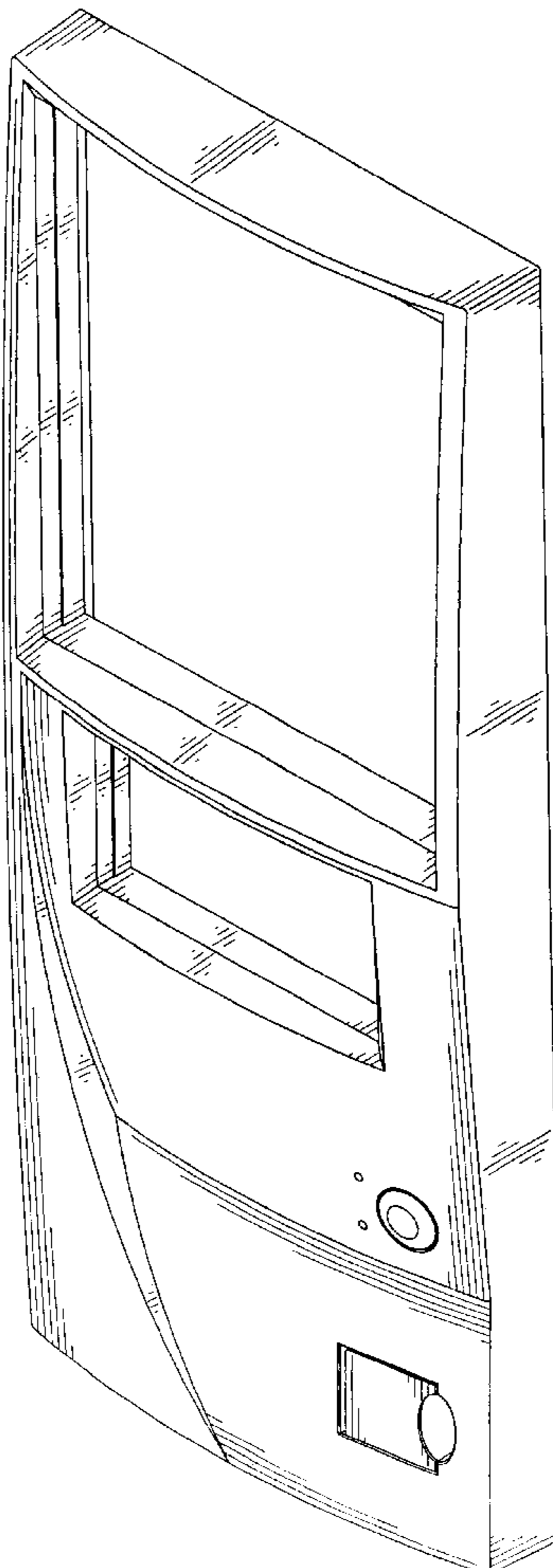
FIG. 1 is a perspective view of a computer front bezel showing our new design;  
FIG. 2 is a front elevational view thereof;  
FIG. 3 is a rear elevational view thereof;  
FIG. 4 is a left side elevational view thereof;  
FIG. 5 is a right side elevational view thereof;  
FIG. 6 is a top plan view thereof;  
FIG. 7 is a bottom plan view thereof; and,  
FIG. 8 is a view similar to FIG. 1 with the computer front bezel mounted to a computer enclosure which is shown in broken lines for illustrative purpose only and forms no part of the claimed design.

(56) **References Cited**

**U.S. PATENT DOCUMENTS**

- 5,169,218 A \* 12/1992 Chu ..... 312/223.2
- D415,151 S \* 10/1999 Jean et al. .... D14/441
- D428,017 S \* 7/2000 Jean et al. .... D14/441
- D431,570 S \* 10/2000 Jean et al. .... D14/441

**1 Claim, 6 Drawing Sheets**



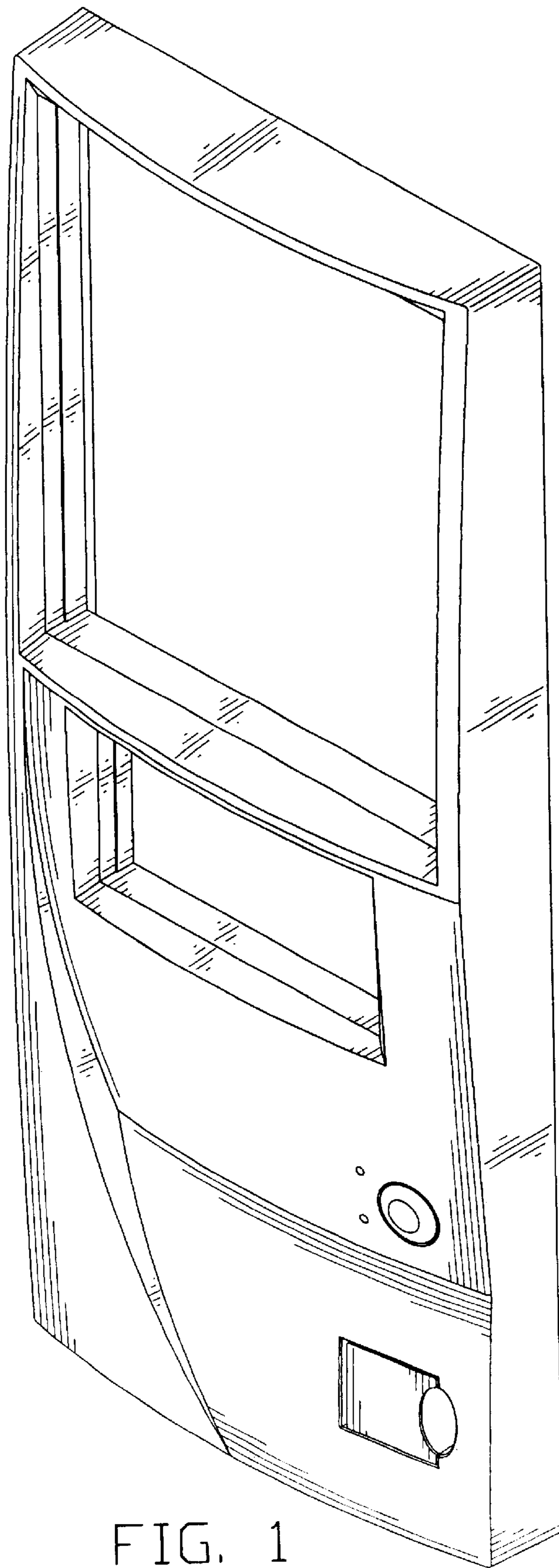


FIG. 1




FIG. 2




FIG. 3

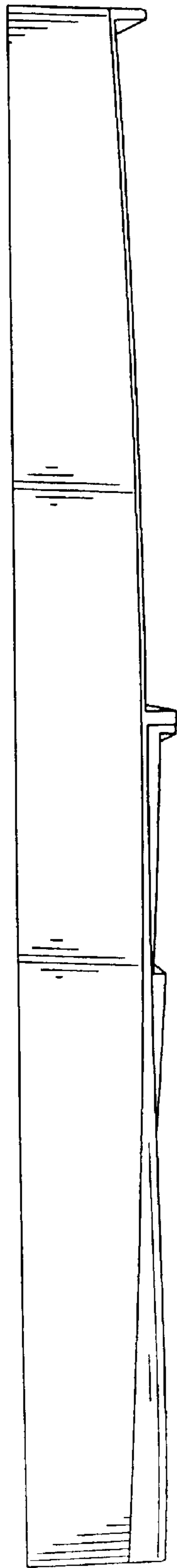


FIG. 4

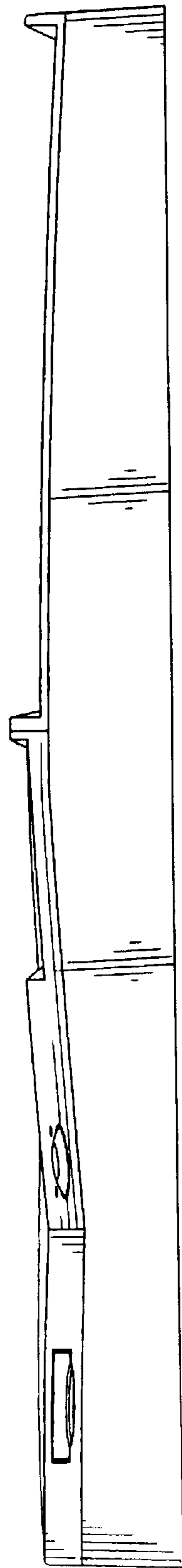


FIG. 5

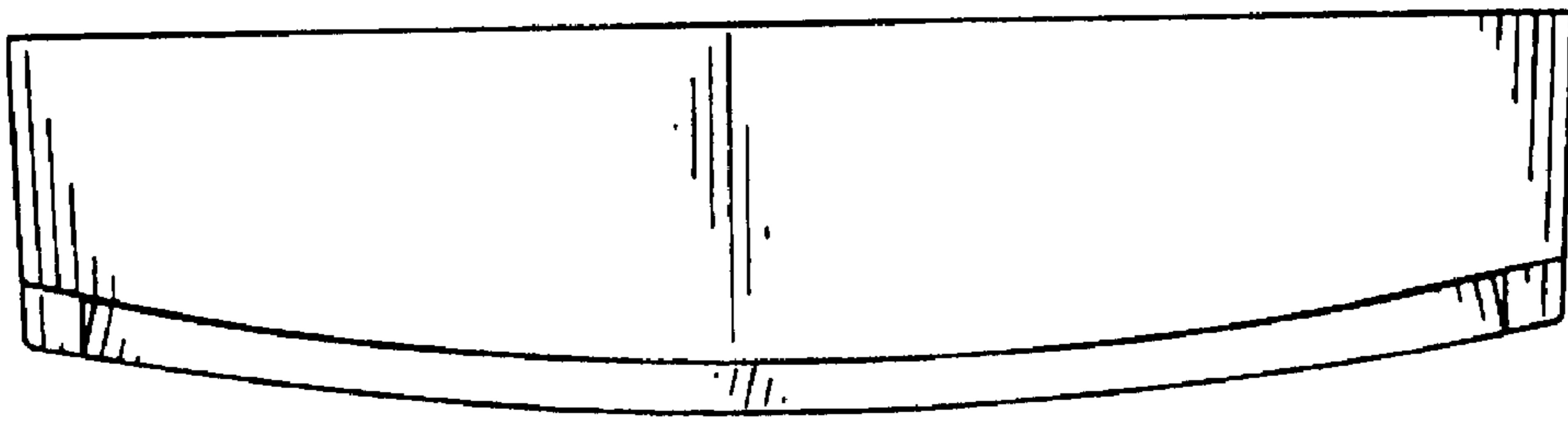


FIG. 6

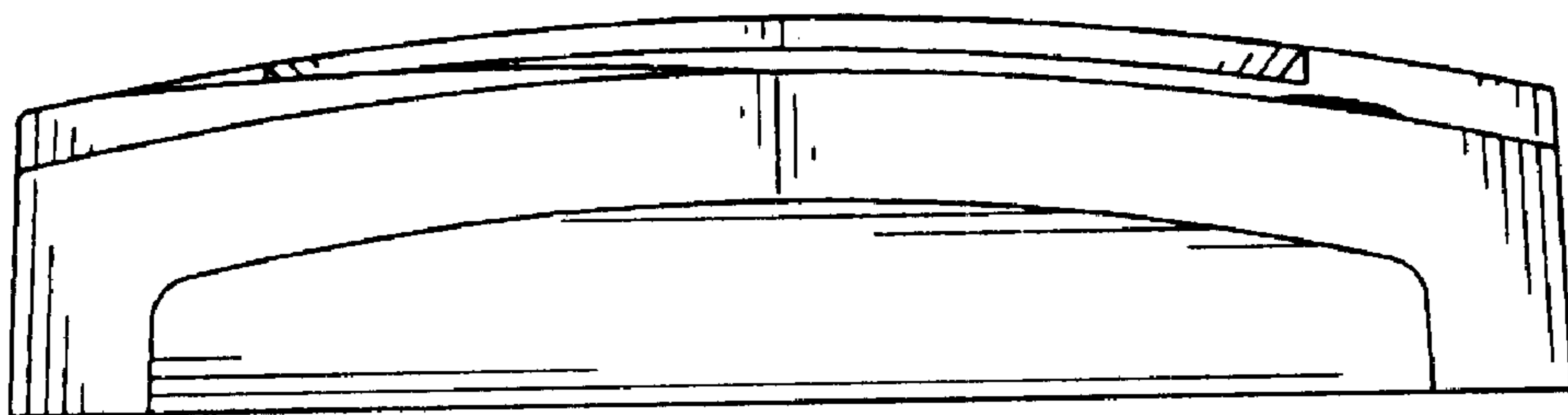


FIG. 7

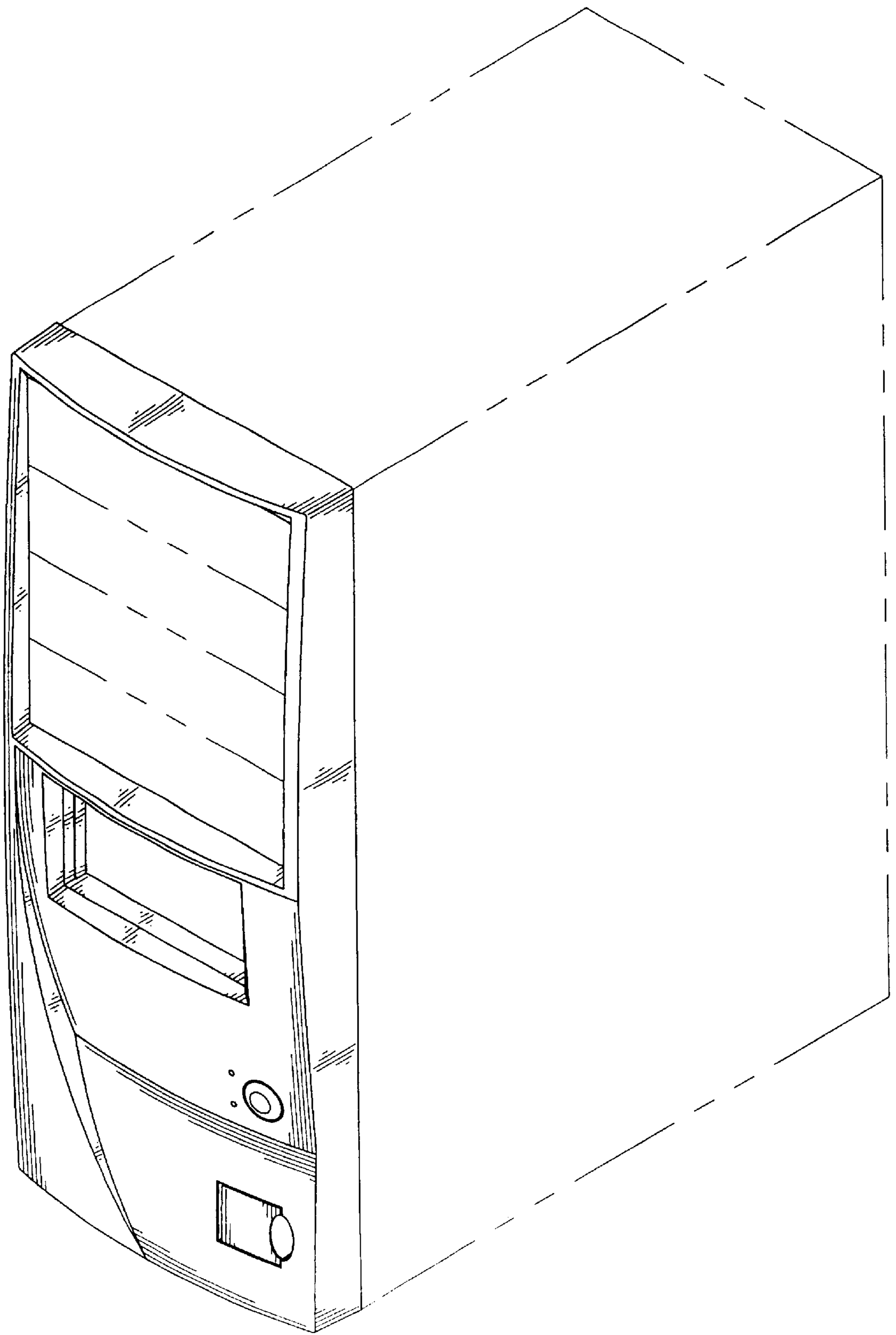


FIG. 8