



US00D467927S

(12) **United States Design Patent** (10) **Patent No.:** **US D467,927 S**
Khovaylo et al. (45) **Date of Patent:** **** Dec. 31, 2002**

(54) **FRONT PORTION OF AN OPTICAL SCANNER COVER**

(75) Inventors: **Modest Khovaylo**, Fort Collins, CO (US); **Davin Stowell**, New York, NY (US); **Scott Henderson**, Brooklyn, NY (US)

(73) Assignee: **Hewlett-Packard Company**, Palo Alto, CA (US)

(**) Term: **14 Years**

(21) Appl. No.: **29/160,246**

(22) Filed: **May 6, 2002**

Related U.S. Application Data

(62) Division of application No. 29/144,253, filed on Jun. 27, 2001, now Pat. No. Des. 461,812, which is a division of application No. 29/115,793, filed on Dec. 17, 1999, now Pat. No. Des. 448,382, which is a division of application No. 29/092,525, filed on Aug. 20, 1998, now Pat. No. Des. 450,668.

(51) **LOC (7) Cl.** **14-02**

(52) **U.S. Cl.** **D14/425**

(58) **Field of Search** D14/422-425; D18/36, 37, 39; 250/556; 355/64, 65, 75, 81; 235/454, 470, 476, 482, 483, 441

(56) **References Cited**

U.S. PATENT DOCUMENTS

D448,382 S	*	9/2001	Khovaylo et al.	D14/425
D450,668 S	*	11/2001	Khovaylo et al.	D14/434
D450,706 S	*	11/2001	Khovaylo et al.	D14/425
D461,812 S	*	8/2002	Khovaylo et al.	D14/425

* cited by examiner

Primary Examiner—Freda Nunn

(57) **CLAIM**

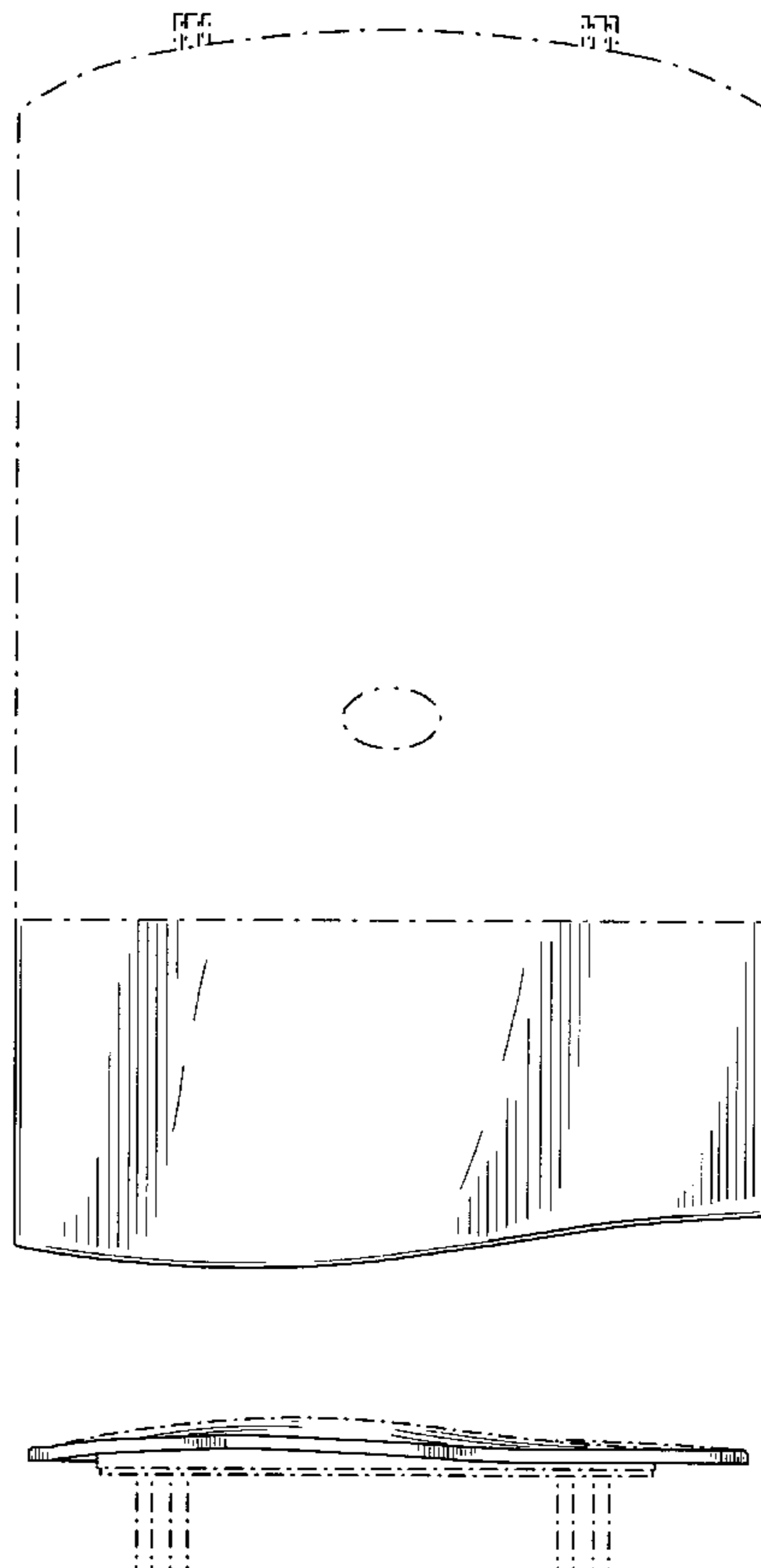
The ornamental design for a front portion of an optical scanner cover, as shown and described.

DESCRIPTION

FIG. 1 is a top plan view of an embodiment of a front portion of an optical scanner cover showing our new design; FIG. 2 is a bottom plan view thereof; FIG. 3 is a front elevation view thereof; FIG. 4 is a rear elevation view thereof; FIG. 5 is a right side elevation view thereof; and, FIG. 6 is a left side elevation view thereof.

The broken lines are shown in the views for illustrative purposes only and form no part of the claimed design.

1 Claim, 3 Drawing Sheets



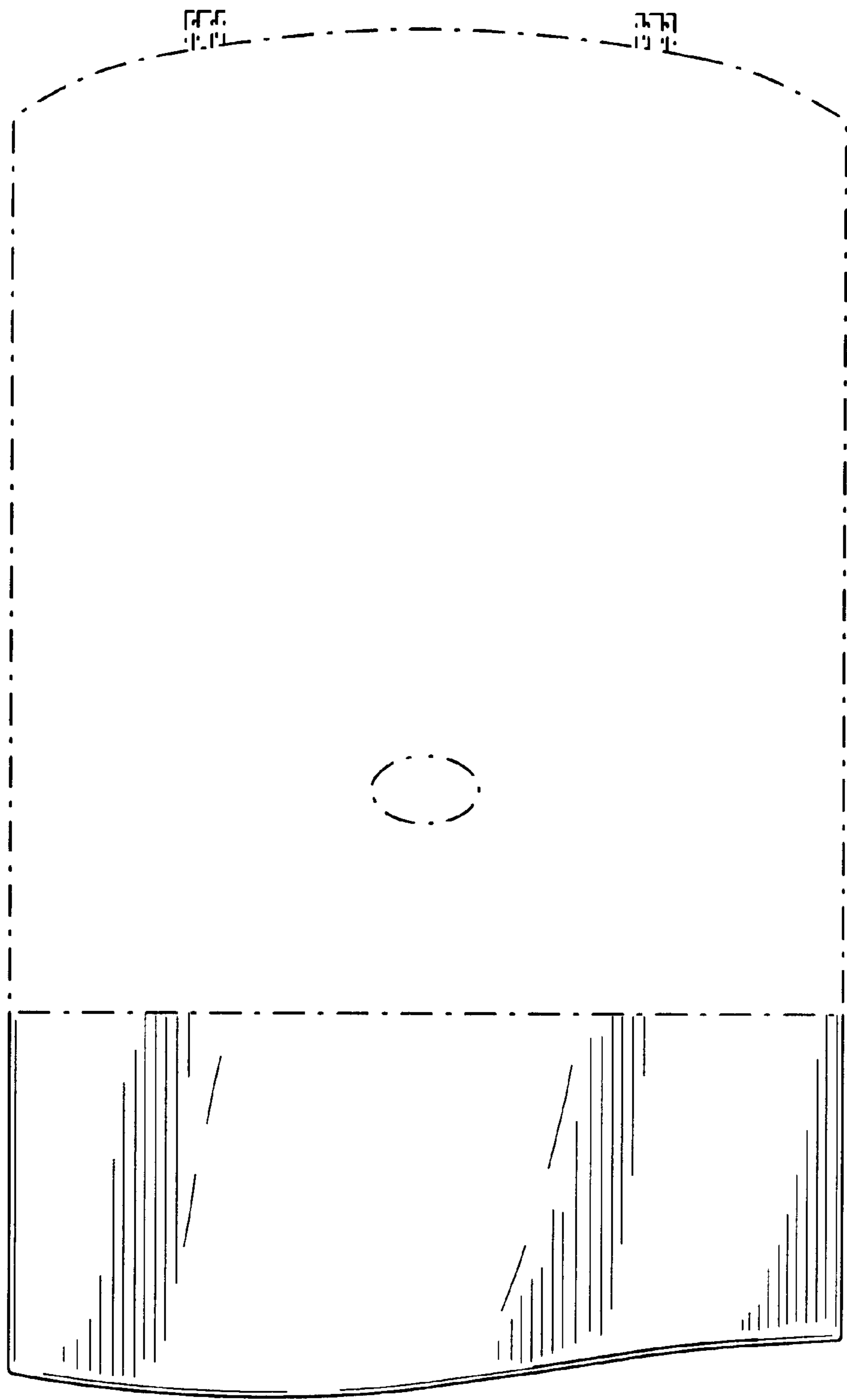


FIG. 1

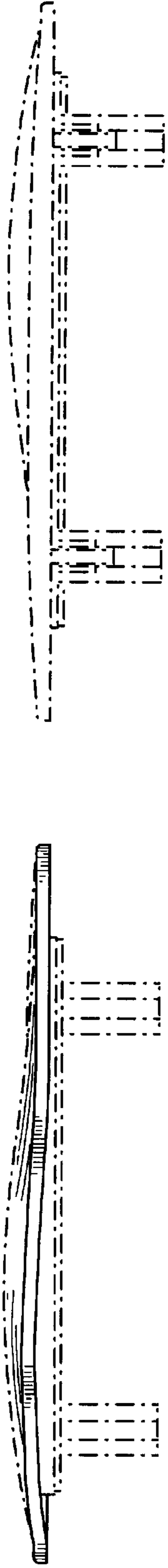


FIG. 3

FIG. 4



FIG. 5




FIG. 6