



US00D467908S

(12) **United States Design Patent**  
**Bey et al.**

(10) **Patent No.: US D467,908 S**

(45) **Date of Patent: \*\* Dec. 31, 2002**

- (54) **COMMUNICATION HEADSET**
- (75) Inventors: **Fadhly Bey**, San Francisco, CA (US);  
**Jeffrey T. Haller**, Brisbane, CA (US)
- (73) Assignee: **Plantronics, Inc.**, Santa Cruz, CA (US)
- (\*\*) Term: **14 Years**
- (21) Appl. No.: **29/155,607**
- (22) Filed: **Feb. 13, 2002**

**Related U.S. Application Data**

- (63) Continuation of application No. 29/136,822, filed on Feb. 6, 2001, now Pat. No. Des. 455,417.
- (51) **LOC (7) Cl.** ..... **14-01**
- (52) **U.S. Cl.** ..... **D14/223**
- (58) **Field of Search** ..... D14/188, 192,  
D14/205, 206, 223; 181/129, 130; 379/430,  
433; 381/370, 376, 377, 378, 379, 380,  
381; D24/174

(56) **References Cited**

**U.S. PATENT DOCUMENTS**

- 4,020,297 A \* 4/1977 Brodie ..... 379/430
- 4,720,857 A \* 1/1988 Burris et al. .... 379/430
- D309,306 S \* 7/1990 Woser et al. .... D14/249
- D311,521 S \* 10/1990 Jonsson et al. .... D14/226
- D348,067 S \* 6/1994 Lucey et al. .... D14/223

- D366,486 S \* 1/1996 Runquist et al. .... D14/206
- D388,437 S \* 12/1997 Inukai ..... D14/223
- D403,327 S \* 12/1998 Landreth et al. .... D14/223
- D451,906 S \* 12/2001 Amae et al. .... D14/223
- D460,960 S \* 7/2002 Kao ..... D14/223
- D455,417 S \* 9/2002 Bey et al. .... D14/223

\* cited by examiner

*Primary Examiner*—Paula A. Mortimer  
(74) *Attorney, Agent, or Firm*—Peter Hsieh

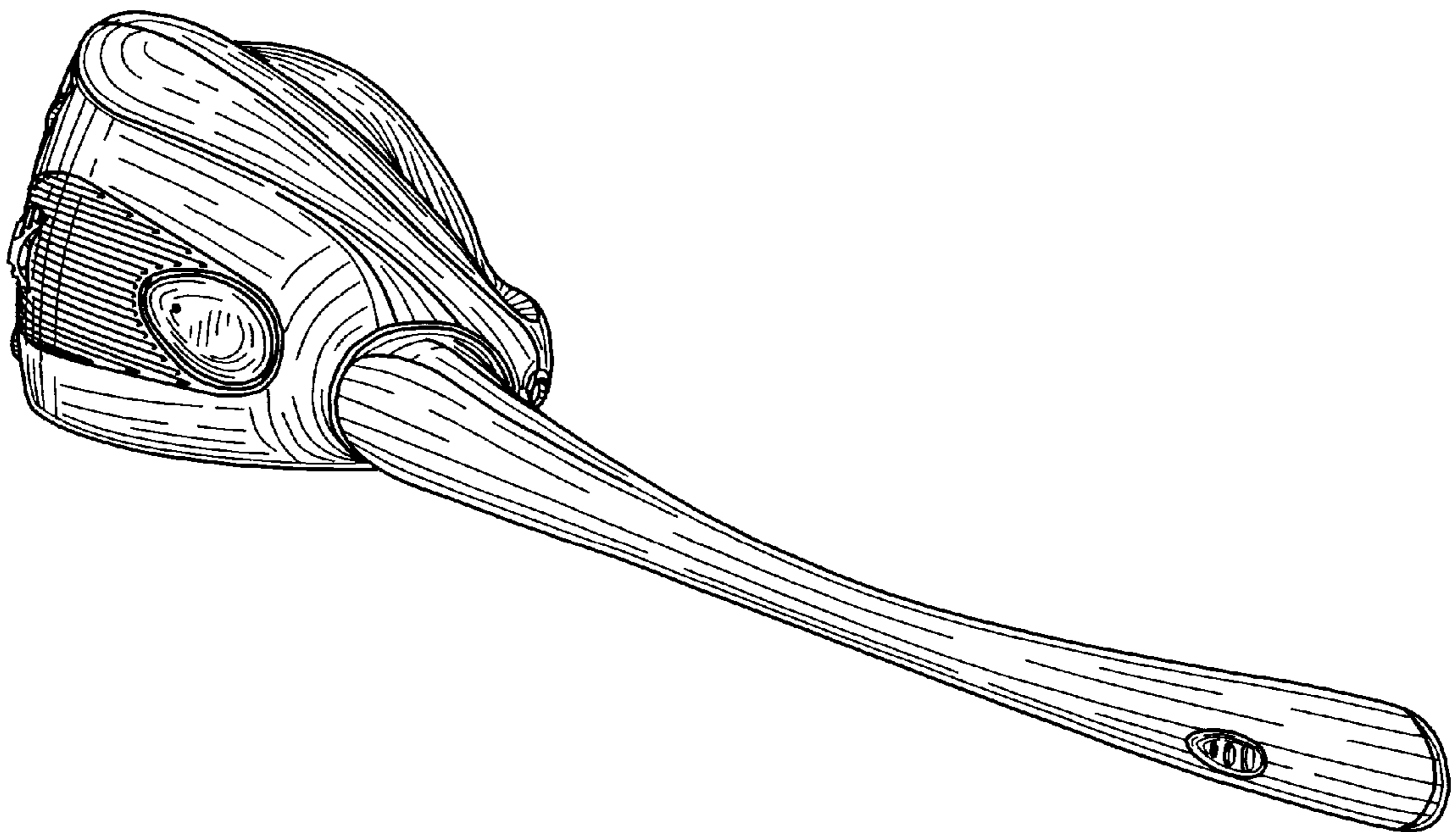
(57) **CLAIM**

The ornamental design for a communication headset, as shown and described.

**DESCRIPTION**

FIG. 1 is a front right  $\frac{3}{4}$  perspective view of communications headset showing my ornamental design;  
 FIG. 2 is a right side elevational view of the communications headset;  
 FIG. 3 is a left side elevational view of the communications headset;  
 FIG. 4 is a top elevational view of the communications headset;  
 FIG. 5 is a bottom elevational view of the communications headset;  
 FIG. 6 is a front view of the communications headset; and,  
 FIG. 7 is a rear view of the communications headset.

**1 Claim, 6 Drawing Sheets**



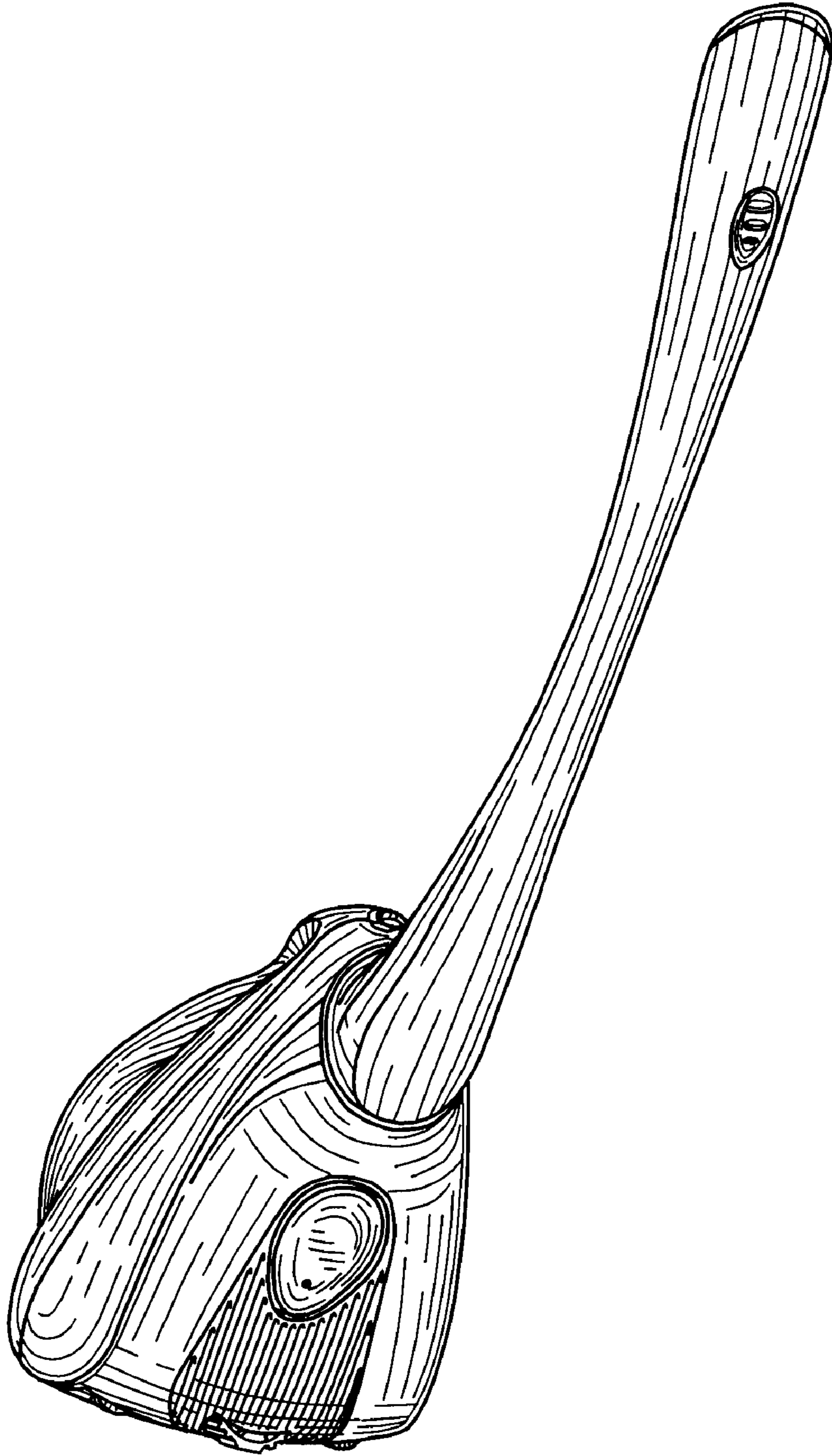


FIG. 1

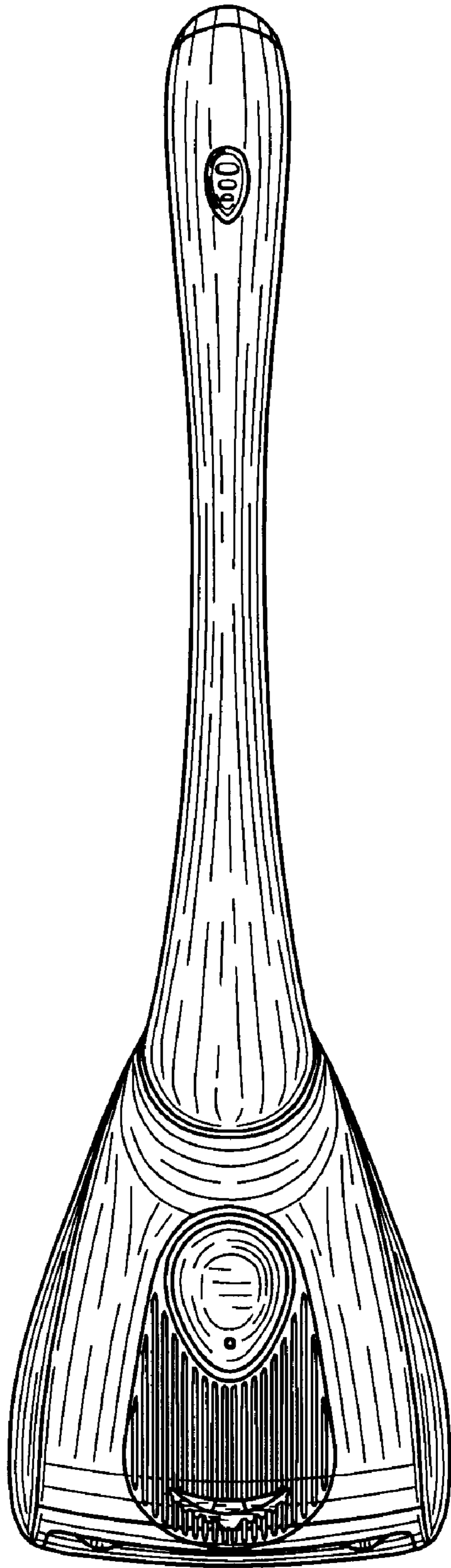


FIG. 2

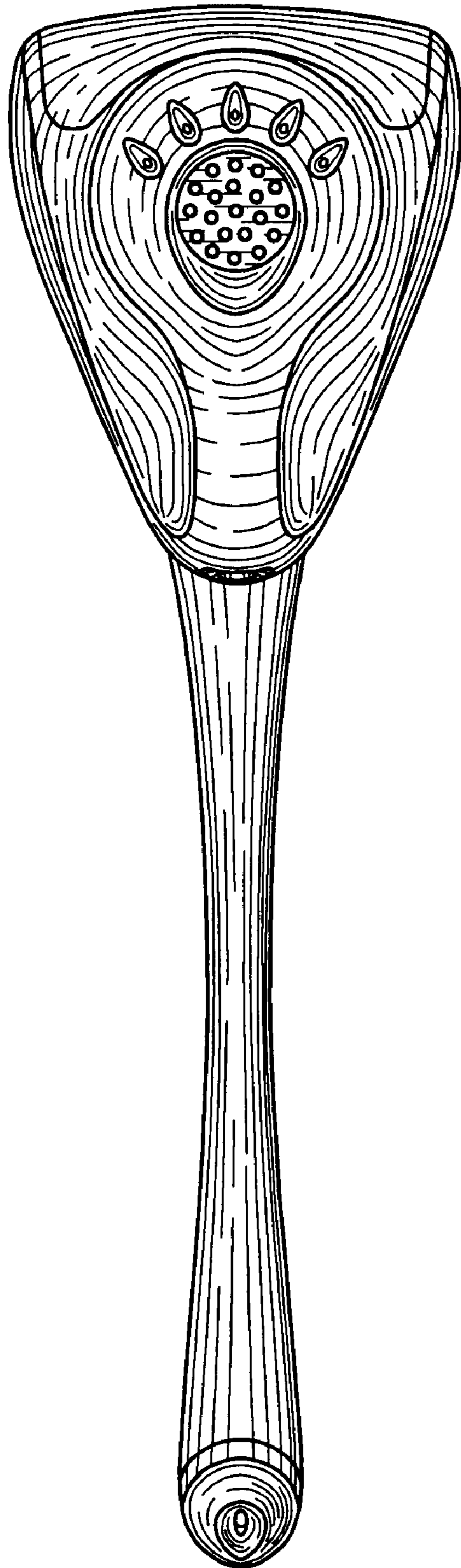


FIG. 3






FIG. 4




FIG. 5

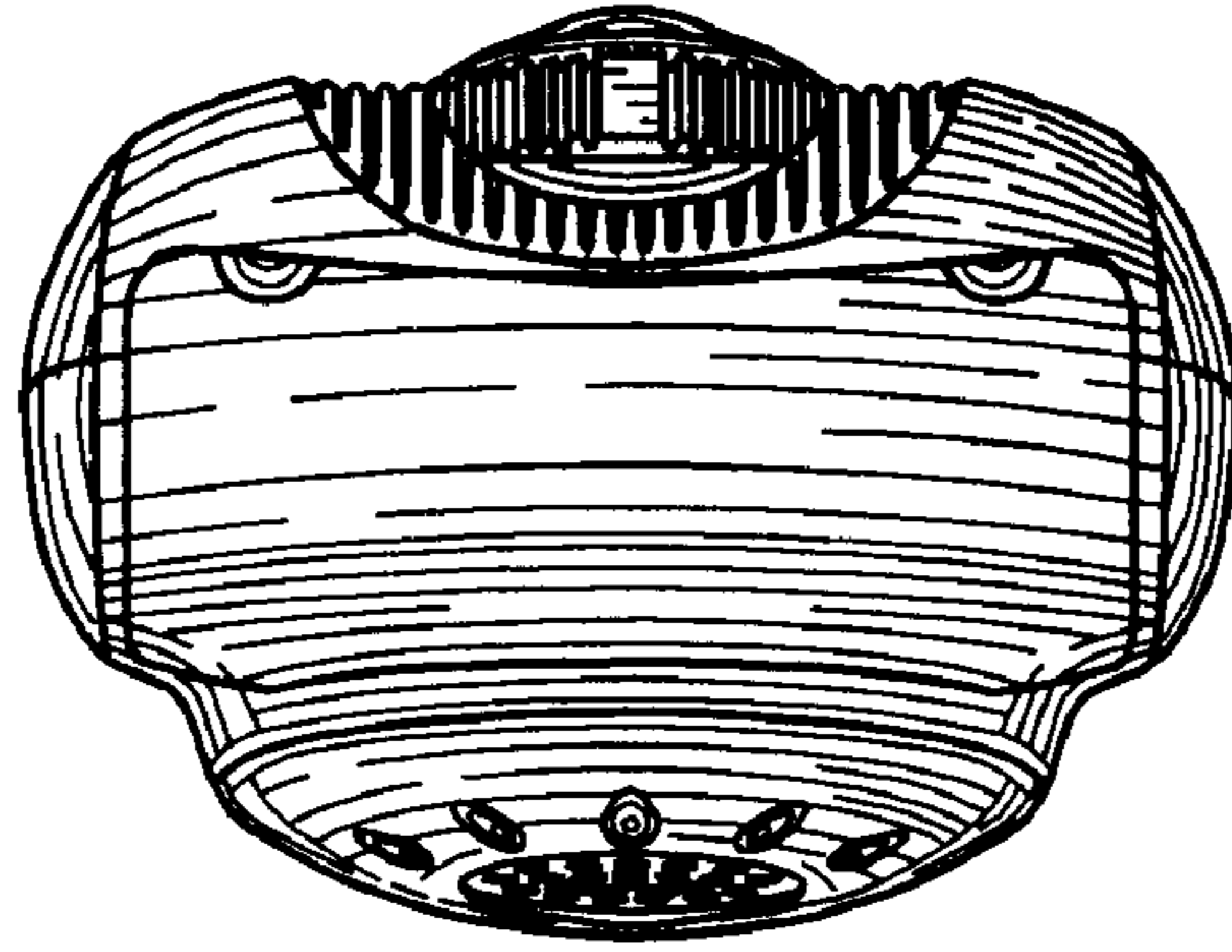


FIG. 7

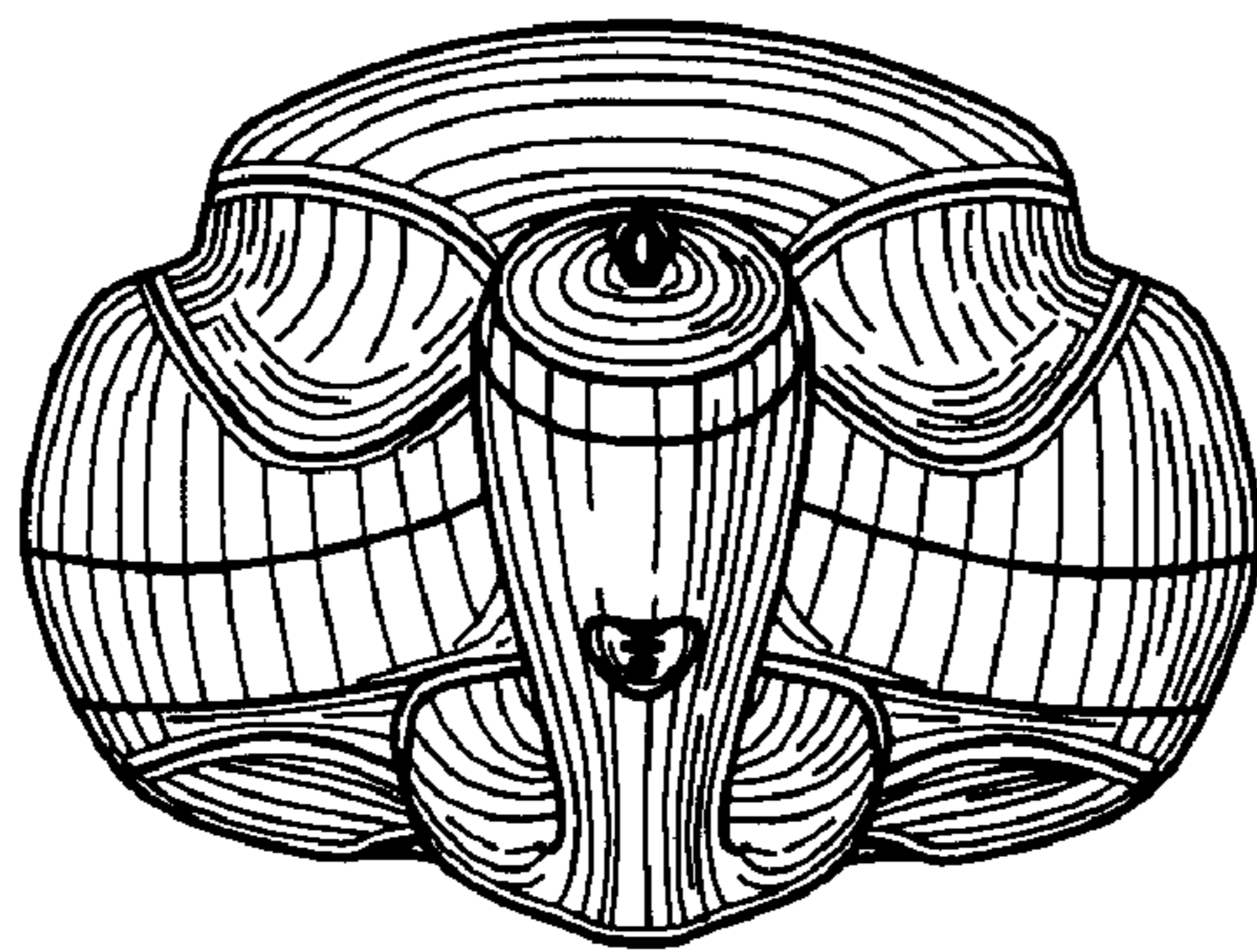


FIG. 6