



US00D467894S

(12)

United States Design Patent
Roberson

(10) Patent No.:

US D467,894 S

(45) Date of Patent:

**** Dec. 31, 2002**

(54) **MOBILE AM/FM CASSETTE RECORDER/PLAYER WITH CD PLAYER**

(76) Inventor: **Alice M Roberson**, P.O. Box 1378,
Robersonville, NC (US) 27871

(**) Term: **14 Years**

(21) Appl. No.: **29/157,330**

(22) Filed: **Mar. 15, 2002**

(51) **LOC (7) Cl.** **14-01**

(52) **U.S. Cl.** **D14/168; D14/257**

(58) **Field of Search** D14/135–136,
D14/156–157, 167–168, 188, 193–198,
257–258; 369/75.1, 75.2, 77.1, 77.2; 455/343–347,
350–351; 345/212, 904

(56) **References Cited**

U.S. PATENT DOCUMENTS

4,713,801 A

12/1987

Hale

D307,906 S

*

5/1990

Beaumont

.....

D14/157

D310,370 S

*

9/1990

Repasky et al.

.....

D14/258

5,263,199 A

11/1993

Barnes et al.

5,363,122 A

*

11/1994

Suenaga et al.

.....

345/212

5,633,837 A

5/1997

Gantt

D380,470 S

7/1997

Burns

D401,581 S

*

11/1998

Palmiro et al.

.....

D14/157

5,923,624 A

7/1999

Groeger et al.

6,067,278 A

5/2000

Owens et al.

D442,948 S

*

5/2001

Kosinski, II

.....

D14/258

* cited by examiner

Primary Examiner—Nanda Bondade

(57) **CLAIM**

The ornamental design for a mobile AM/FM cassette recorder/player with CD player, as shown and described.

DESCRIPTION

FIG. 1 is a front elevational view of the mobile AM/FM cassette recorder/player with CD player of the present invention;

FIG. 2 is a rear elevational view of the mobile AM/FM cassette recorder/player with CD player of FIG. 1;

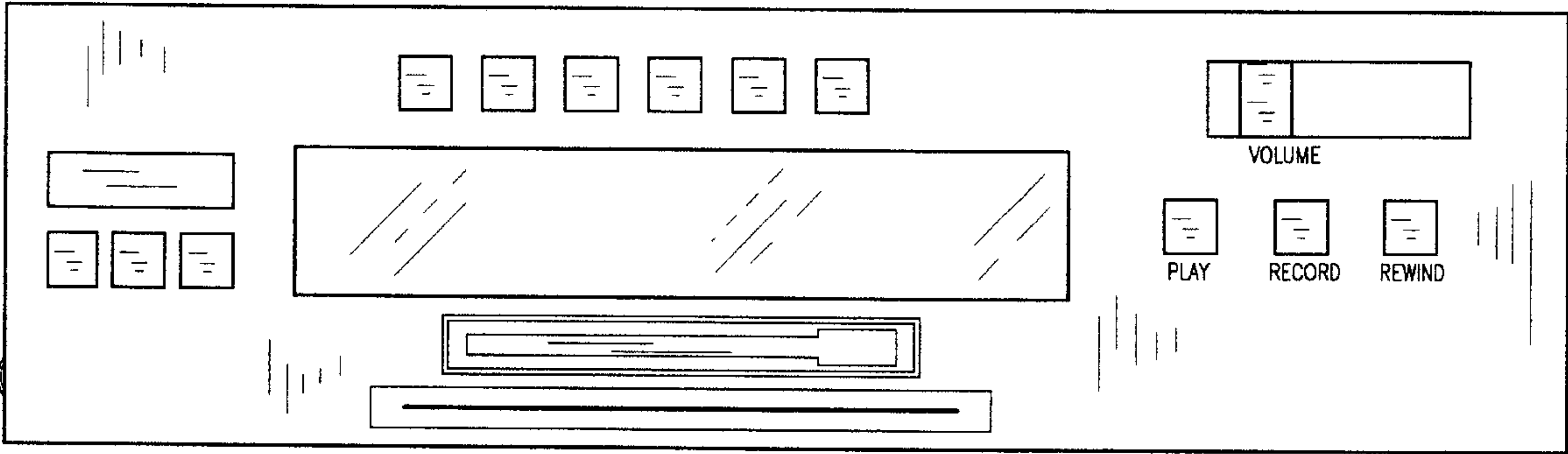
FIG. 3 is a left side elevational view of the mobile AM/FM cassette recorder/player with CD player of FIG. 1;

FIG. 4 is a right side elevational view of the mobile AM/FM cassette recorder/player with CD player of FIG. 1;

FIG. 5 is a top plan view of the mobile AM/FM cassette recorder/player with CD player of FIG. 1; and,

FIG. 6 is a bottom plan view of the mobile AM/FM cassette recorder/player with CD player of FIG. 1.

1 Claim, 4 Drawing Sheets



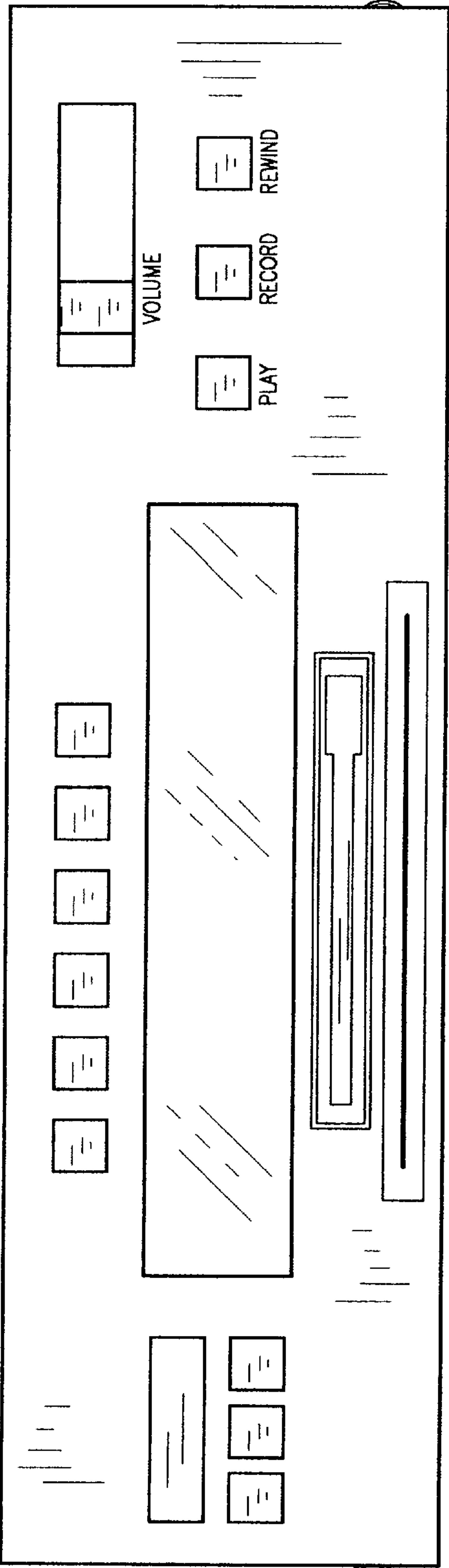


FIG. 1

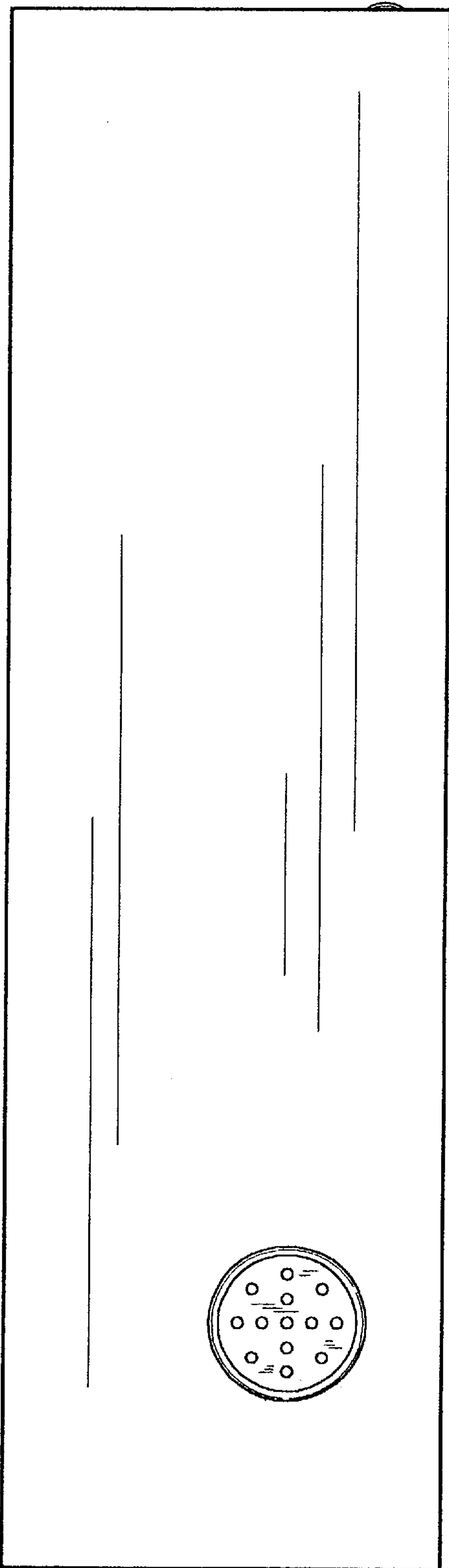


FIG. 2

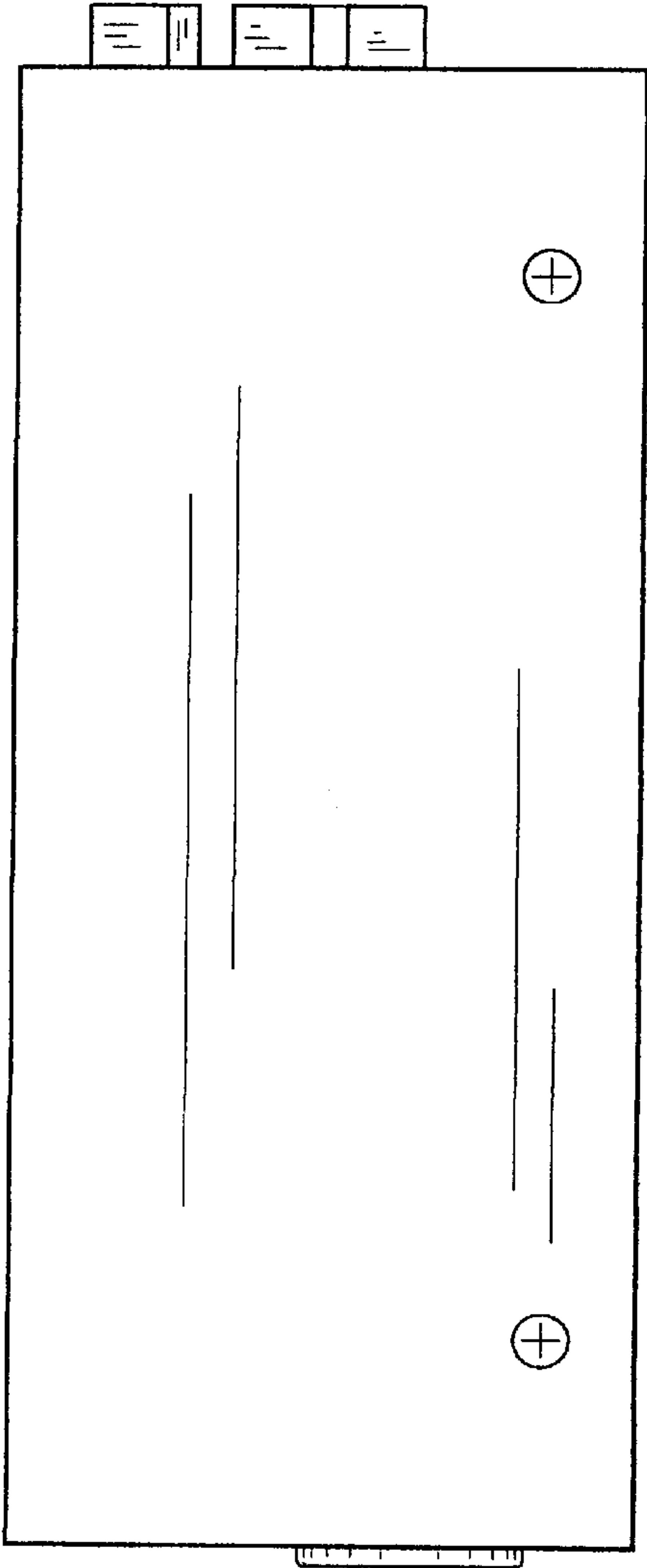


FIG. 3

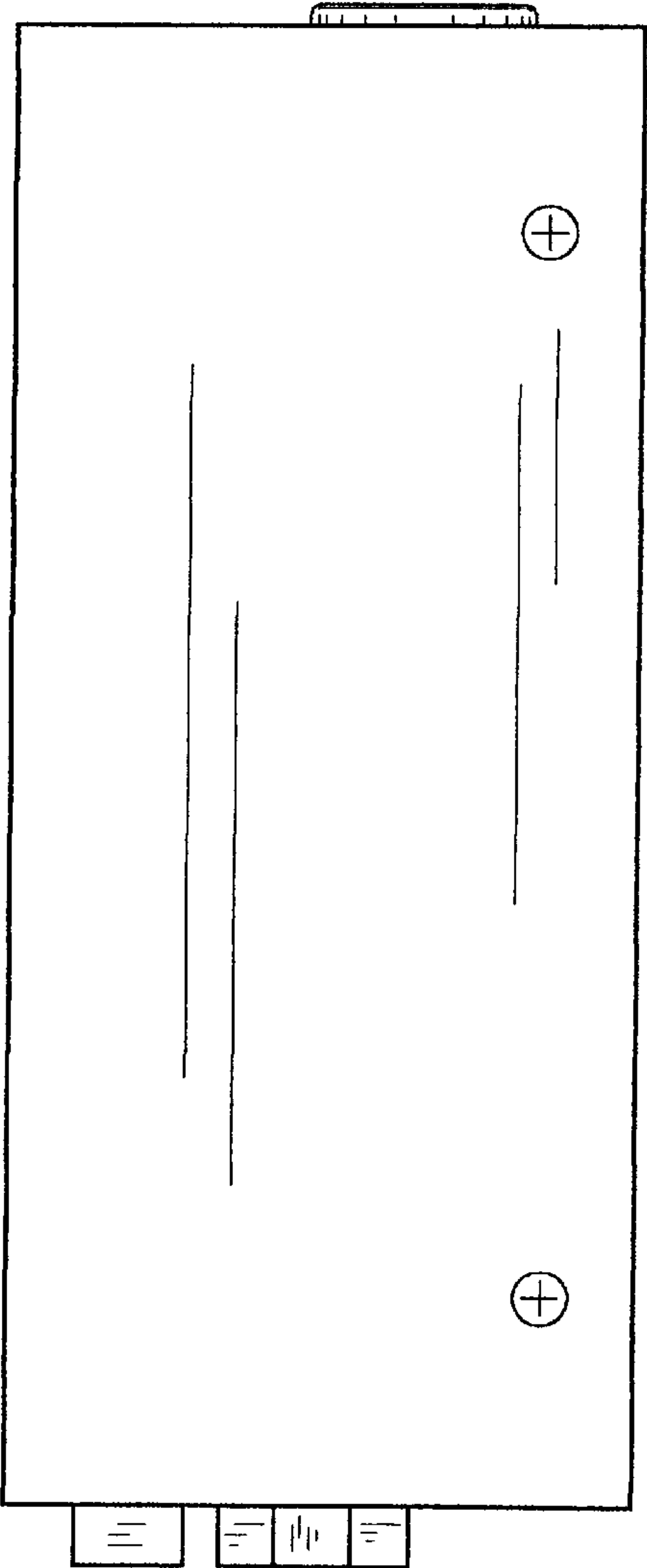


FIG. 4




FIG. 5




FIG. 6