



US00D467889S

(12) **United States Design Patent**
Cebe et al.

(10) **Patent No.:** **US D467,889 S**

(45) **Date of Patent:** **** Dec. 31, 2002**

(54) **PORTABLE COMMUNICATION DEVICE**

(75) Inventors: **Chome M. Cebe**, Lincoln, RI (US);
William H. Robertson, Jr., Ft.
Lauderdale, FL (US)

(73) Assignee: **Motorola, Inc.**, Schaumburg, IL (US)

(**) Term: **14 Years**

(21) Appl. No.: **29/161,681**

(22) Filed: **May 31, 2002**

(51) **LOC (7) Cl.** **14-03**

(52) **U.S. Cl.** **D14/137**

(58) **Field of Search** D14/137, 138,
D14/218, 147-148, 247-248, 144, 155,
159, 341-347, 358, 188, 192-198; 379/433.01-433.13,
419, 434, 428.01-428.04, 420.01-420.04,
440; 455/550-575, 90, 347, 350, 351; D21/517

(56) **References Cited**

U.S. PATENT DOCUMENTS

D271,764 S	*	12/1983	Toth et al.	D14/137
D272,737 S	*	2/1984	Coons et al.	D14/137
D273,864 S	*	5/1984	Eckmann	D14/137
D280,620 S	*	9/1985	Toth et al.	D14/137
4,718,110 A	*	1/1988	Schaefer	455/90
D295,404 S	*	4/1988	Tokiyama	D14/137
D309,136 S	*	7/1990	Siddoway	D14/137
D325,907 S	*	5/1992	Dickson	D14/137
D340,927 S	*	11/1993	Goatman	D14/137
D348,664 S	*	7/1994	Imazeki	D14/137
D379,092 S	*	5/1997	Richards et al.	D14/137
D380,758 S	*	7/1997	Zeitman	D14/194
D382,869 S	*	8/1997	Siddoway et al.	D14/137
D382,870 S	*	8/1997	Siddoway	D14/137

D393,638 S	*	4/1998	Page et al.	D14/137
D395,883 S	*	7/1998	Haase et al.	D14/137
D406,833 S	*	3/1999	Page et al.	D14/137
D409,997 S	*	5/1999	Heuel	D14/137
D411,536 S	*	6/1999	Page et al.	D14/137
D416,252 S	*	11/1999	Haase et al.	D14/137
D416,893 S	*	11/1999	Tyneski et al.	D14/137
D430,126 S	*	8/2000	Lee	D14/137
D433,395 S	*	11/2000	Wong	D14/137
D433,396 S	*	11/2000	Wong	D14/137
D446,195 S	*	8/2001	Chamberlain et al.	D14/137
D446,780 S	*	8/2001	Sedan et al.	D14/137
D451,484 S	*	12/2001	Page et al.	D14/137
D451,896 S	*	12/2001	Kim	D14/137

* cited by examiner

Primary Examiner—Jeffrey Asch

(74) *Attorney, Agent, or Firm*—Randi L. Dulaney

(57) **CLAIM**


The ornamental design for a portable communication device, as shown and described.

DESCRIPTION

FIG. 1 is a front orthographic view of one embodiment of a portable communication device showing our new design; FIG. 2 is a rear orthographic view thereof; FIG. 3 is a left side orthographic view thereof; FIG. 4 is a right side orthographic view thereof; FIG. 5 is a top orthographic view thereof; FIG. 6 is a bottom orthographic view thereof; and, FIG. 7 is a perspective view thereof.

The broken lines shown in FIGS. 1-7 are included for the purpose of illustrating environmental elements only and form no part of the claimed design.

1 Claim, 6 Drawing Sheets



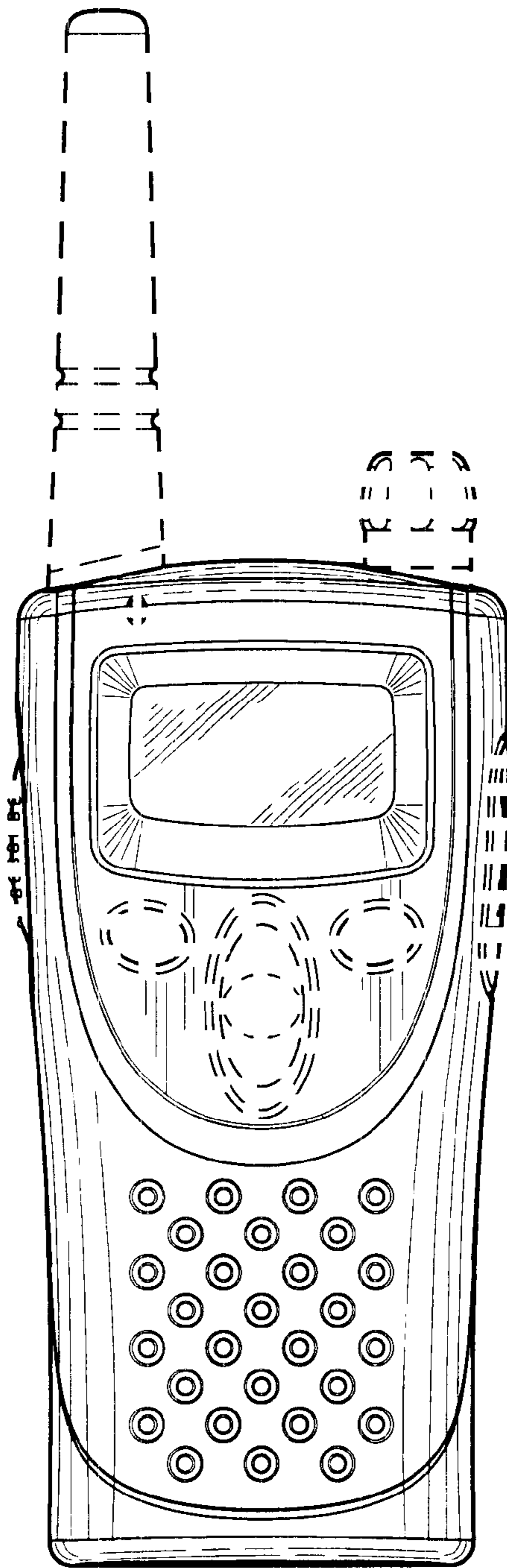


FIG. 1

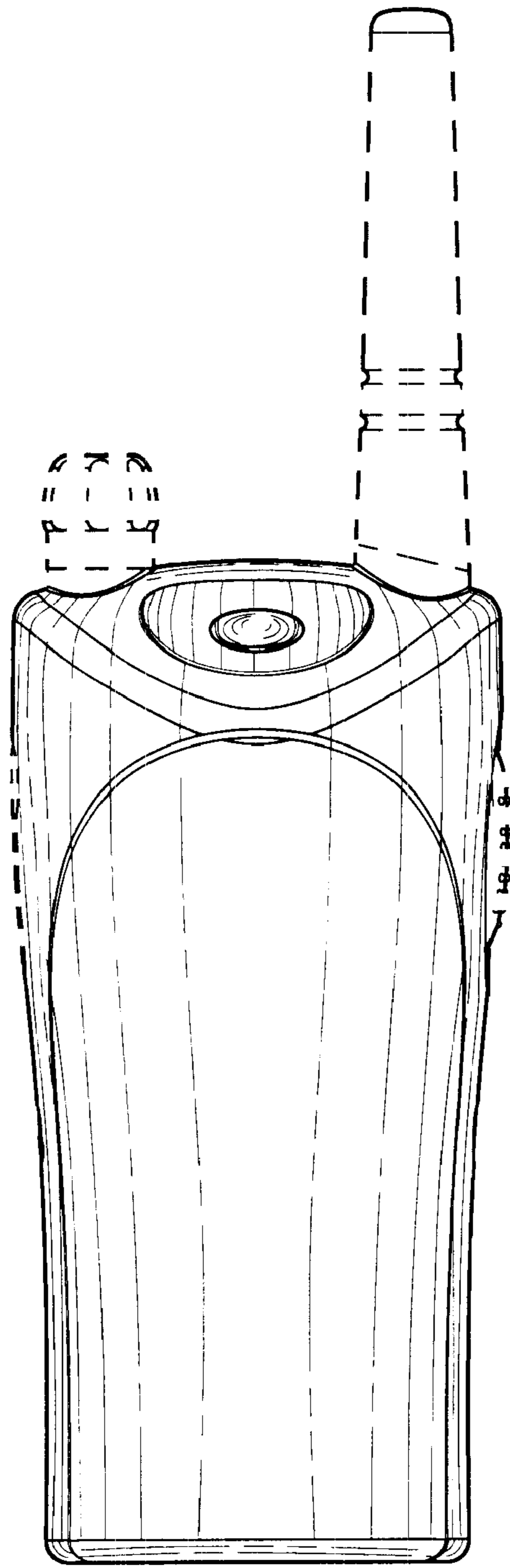


FIG. 2

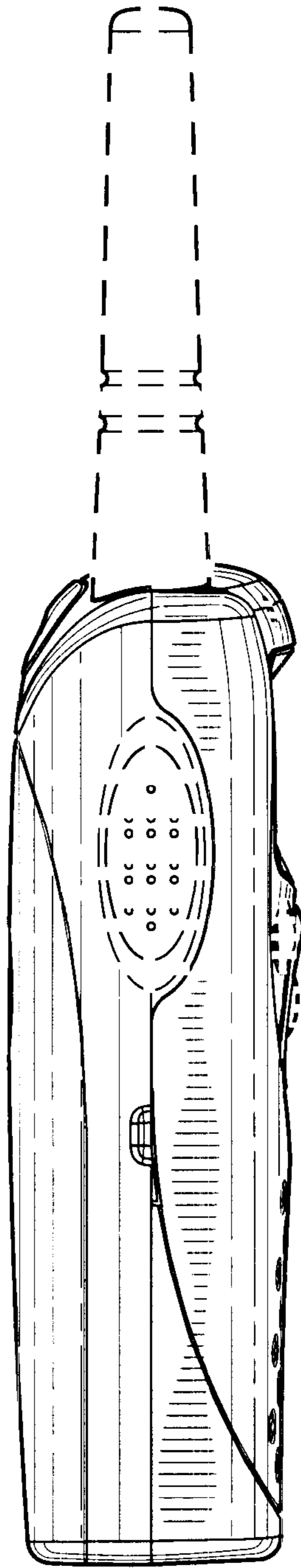


FIG. 3

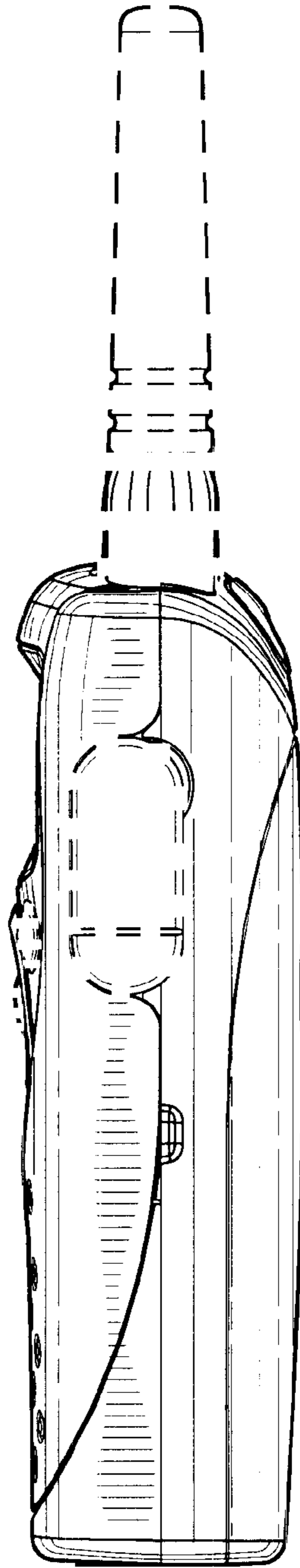


FIG. 4

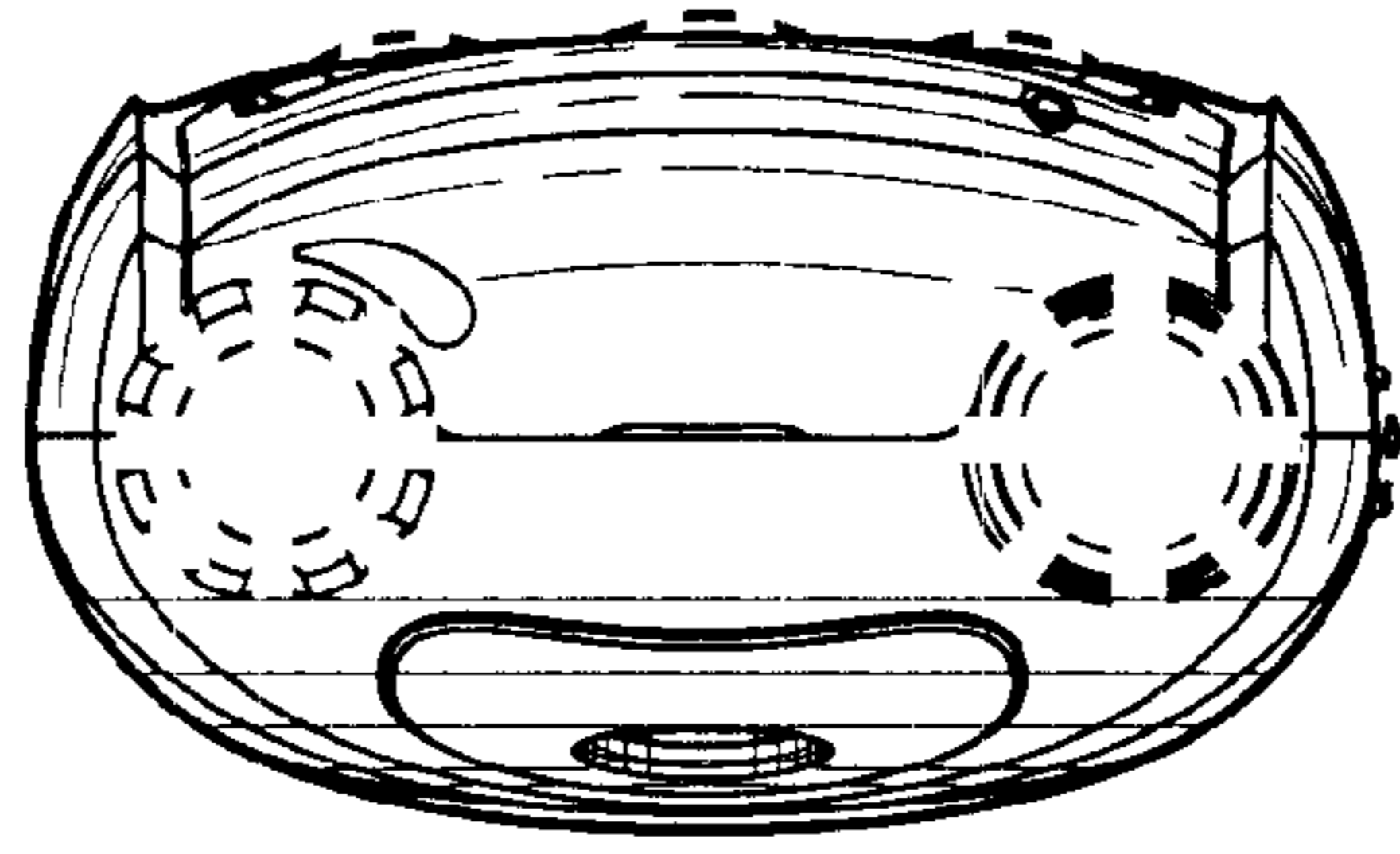


FIG. 5

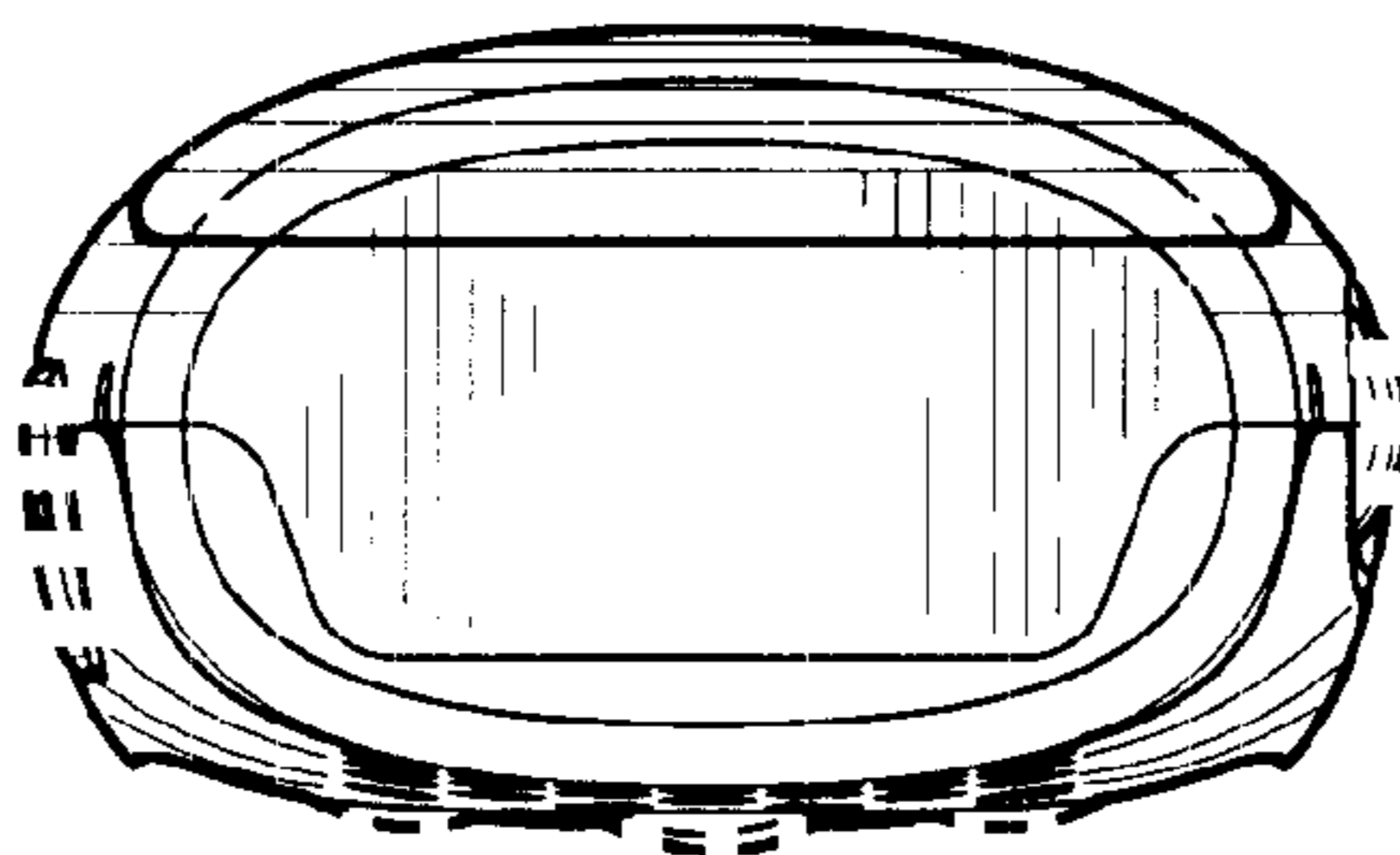


FIG. 6

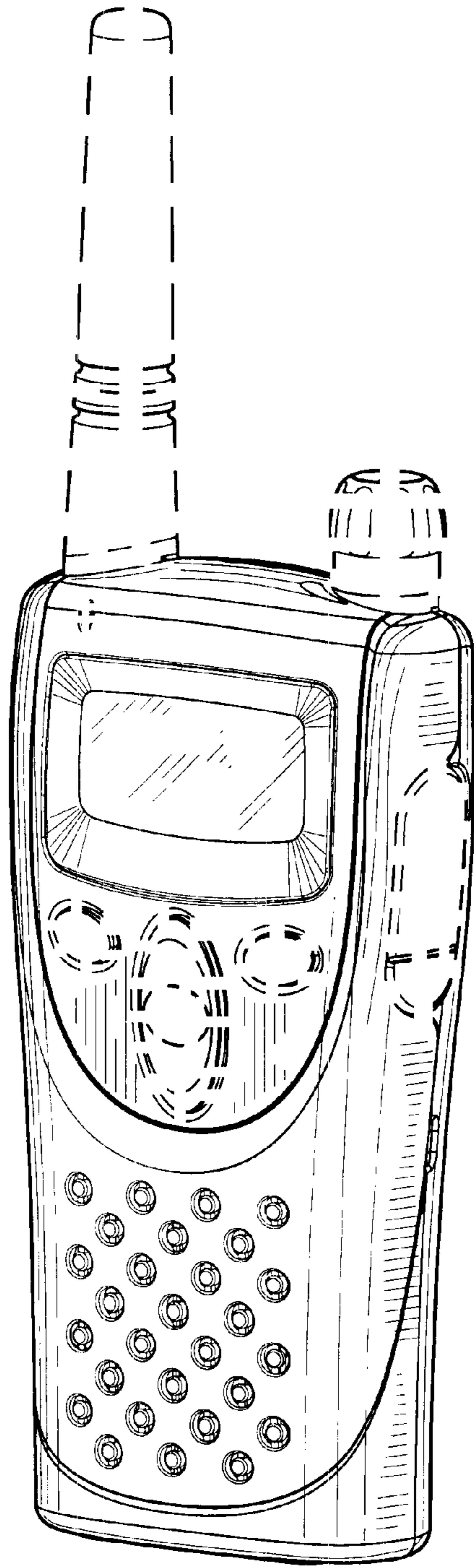


FIG. 7