



US00D467880S

(12) **United States Design Patent**
Kawashima

(10) **Patent No.:** **US D467,880 S**

(45) **Date of Patent:** **** Dec. 31, 2002**

(54) **DEPRESSION SWITCH**

(75) Inventor: **Yoko Kawashima**, Yamanashi-ken (JP)

(73) Assignee: **Citizen Electronics Co., Ltd.**,
Yamanashi-ken (JP)

(**) Term: **14 Years**

(21) Appl. No.: **29/147,935**

(22) Filed: **Sep. 12, 2001**

(30) **Foreign Application Priority Data**

Mar. 12, 2001 (JP) 2001-006299

(51) **LOC (7) Cl.** **13-03**

(52) **U.S. Cl.** **D13/158; D13/171**

(58) **Field of Search** D13/158, 171,
D13/174; D8/354; 200/5 A, 5 R, 406, 512,
513, 534, 535, 239, 275, 284, 292, 302.2

(56) **References Cited**

U.S. PATENT DOCUMENTS

D239,394 S	*	3/1976	Adams et al.	D13/169
4,695,681 A	*	9/1987	Velleman	200/5 A
D294,344 S	*	2/1988	Troutman et al.	D13/158
D301,136 S	*	5/1989	Saito	D13/171
4,843,197 A	*	6/1989	Kojima et al.	200/406
4,952,761 A	*	8/1990	Viebrantz	200/513

D316,540 S	*	4/1991	Hirose	D13/171
5,055,642 A	*	10/1991	Miyata	200/293
5,345,051 A	*	9/1994	Miike	200/345
D354,735 S	*	1/1995	McCloud	D13/158
5,595,288 A	*	1/1997	Matsui et al.	200/513
5,842,561 A	*	12/1998	Takahashi	200/406
5,898,147 A	*	4/1999	Domzalski et al.	200/1 B

* cited by examiner

Primary Examiner—Mitchell Siegel

Assistant Examiner—Selina Sikder

(74) *Attorney, Agent, or Firm*—Dennison, Schultz & Dougherty

(57) **CLAIM**

The ornamental design for a depression switch, as shown and described.

DESCRIPTION

FIG. 1 is a top plan view of a depression switch embodying my new design;

FIG. 2 is a front view thereof;

FIG. 3 is a bottom view thereof;

FIG. 4 is a right side view thereof;

FIG. 5 is a perspective view as viewed from a portion above the depression switch; and,

FIG. 6 is a perspective view as viewed from a portion below the depression switch.

1 Claim, 3 Drawing Sheets

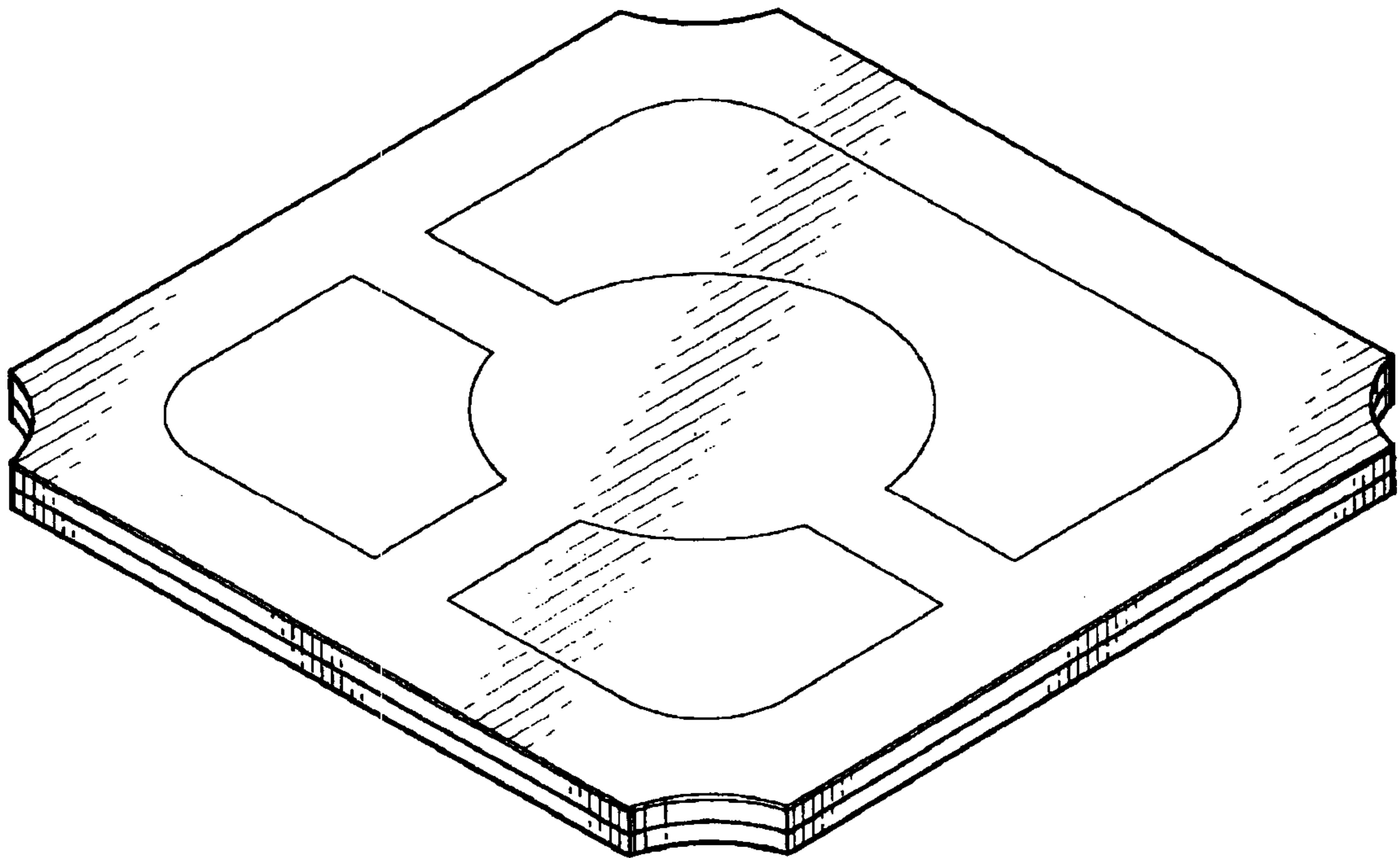


FIG. 1

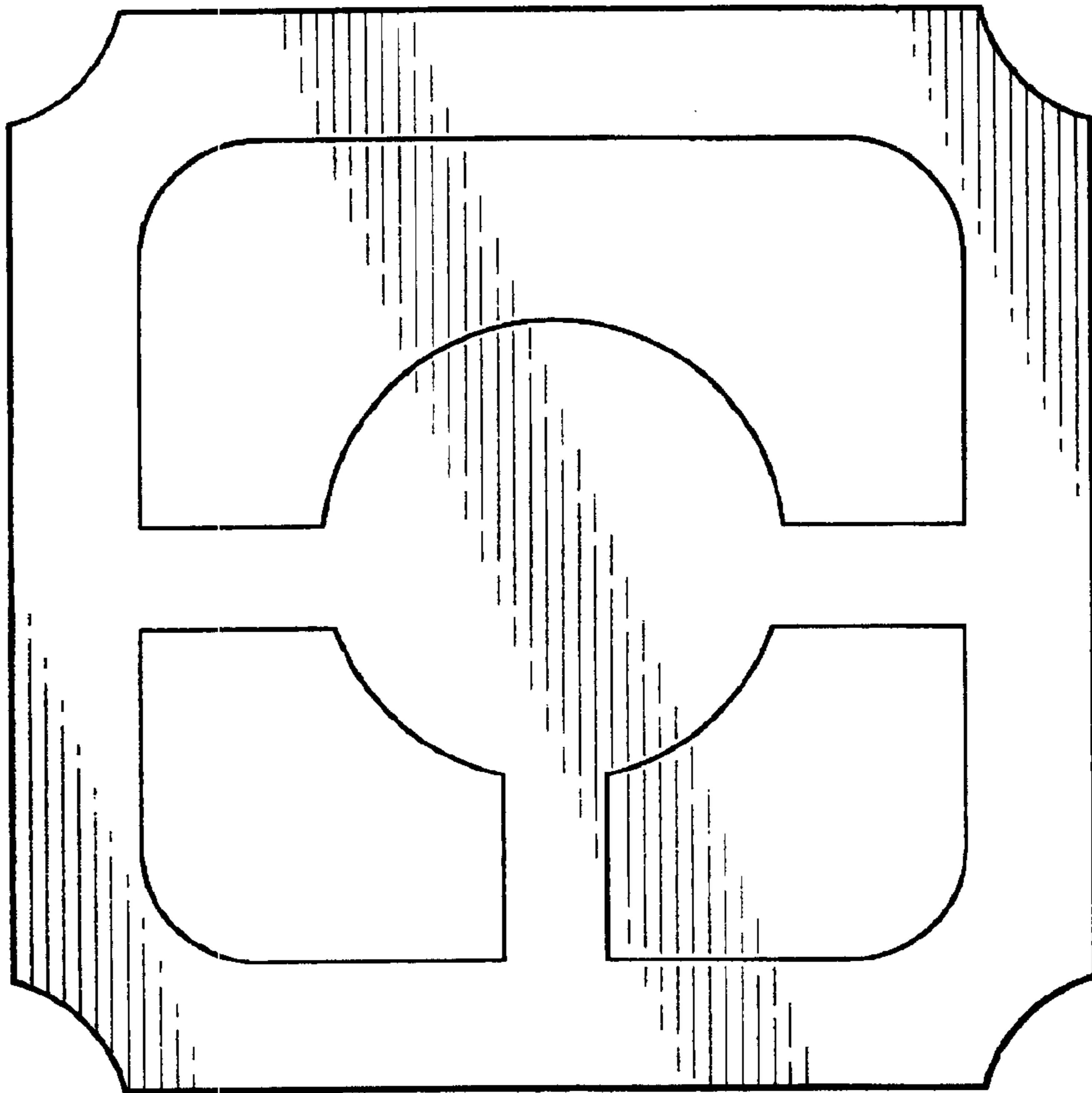


FIG. 2



FIG. 3

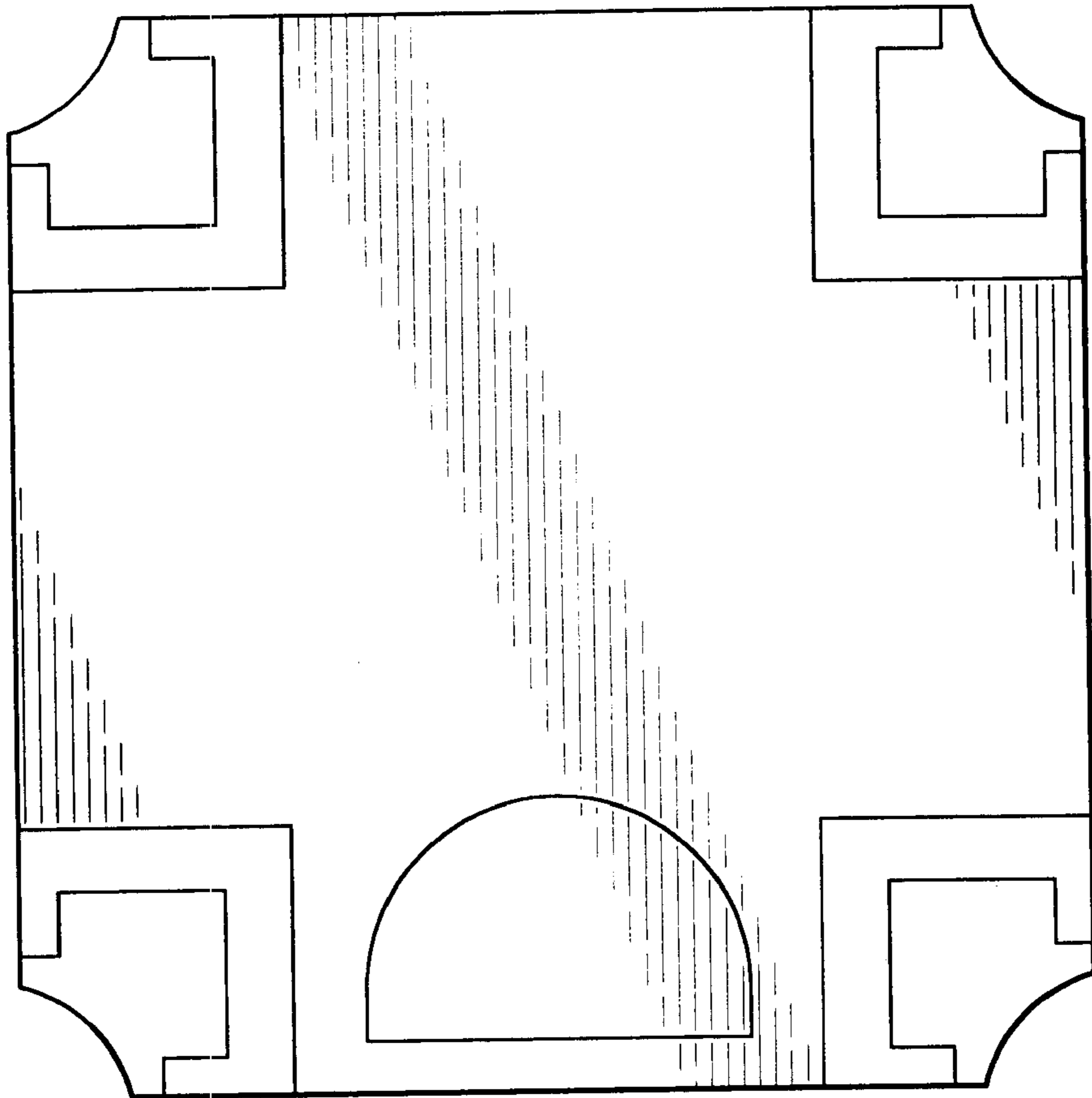


FIG. 4



FIG. 5

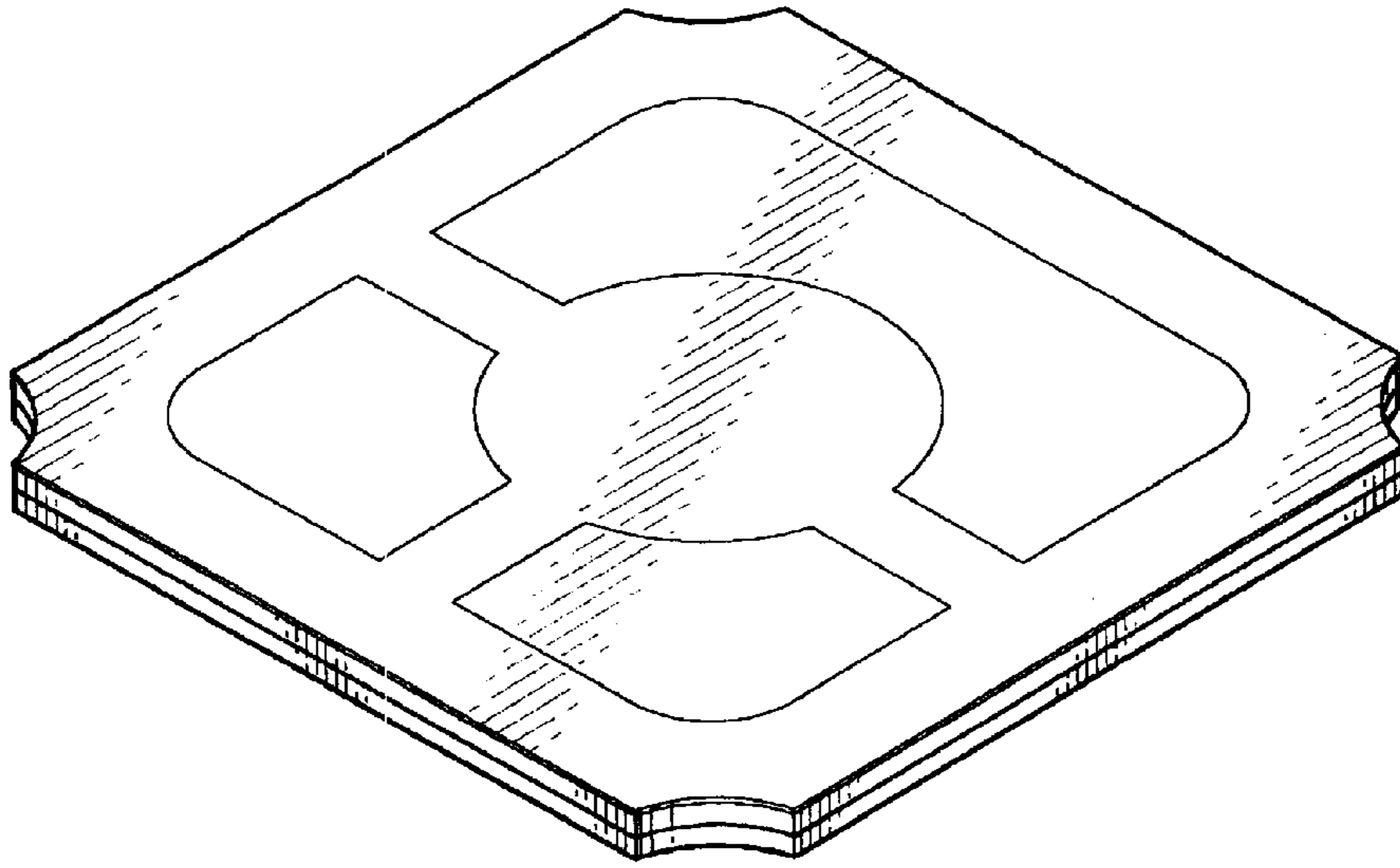


FIG. 6

