



US00D467875S

(12) **United States Design Patent**
Barger et al.

(10) **Patent No.:** **US D467,875 S**

(45) **Date of Patent:** **** Dec. 31, 2002**

(54) **SURGE PROTECTOR**

(75) Inventors: **Robert R. Barger**, Wichita, KS (US);
M. Lance Chastain, Wichita, KS (US);
David R. Ginskey, Wichita, KS (US)

(73) Assignee: **Stratitec**, Wichita, KS (US)

(**) Term: **14 Years**

(21) Appl. No.: **29/153,501**

(22) Filed: **Nov. 19, 2001**

(51) **LOC (7) Cl.** **13-03**

(52) **U.S. Cl.** **D13/139.8**

(58) **Field of Search** D13/139.1-139.8,
D13/160; 174/135; 439/107, 650-654, 954

(56) **References Cited**

U.S. PATENT DOCUMENTS

D270,629 S	*	9/1983	Drew	D13/139.7
D368,467 S	*	4/1996	Parshad	D13/139.8
D400,175 S	*	10/1998	Okamoto	D13/139.7
D409,978 S	*	5/1999	Stekelenburg	D13/139.6
5,899,761 A		5/1999	Crane et al.		
5,906,517 A		5/1999	Crane et al.		

5,984,728 A	*	11/1999	Chen et al.	439/620
D435,517 S		12/2000	Stekelenburg		
D442,916 S	*	5/2001	Tong et al.	D13/137.2
D446,503 S		8/2001	Lee		
D458,225 S	*	6/2002	Stekelenburg	D13/139.8

* cited by examiner

Primary Examiner—Robert M. Spear

(74) *Attorney, Agent, or Firm*—Shook Hardy & Bacon

(57) **CLAIM**

The ornamental design for a surge protector, as shown and described.

DESCRIPTION

FIG. 1 is a perspective view of a surge protector according to the present invention;

FIG. 2 is a bottom plan view thereof;

FIG. 3 is a left side elevation view thereof;

FIG. 4 is a top plan view thereof;

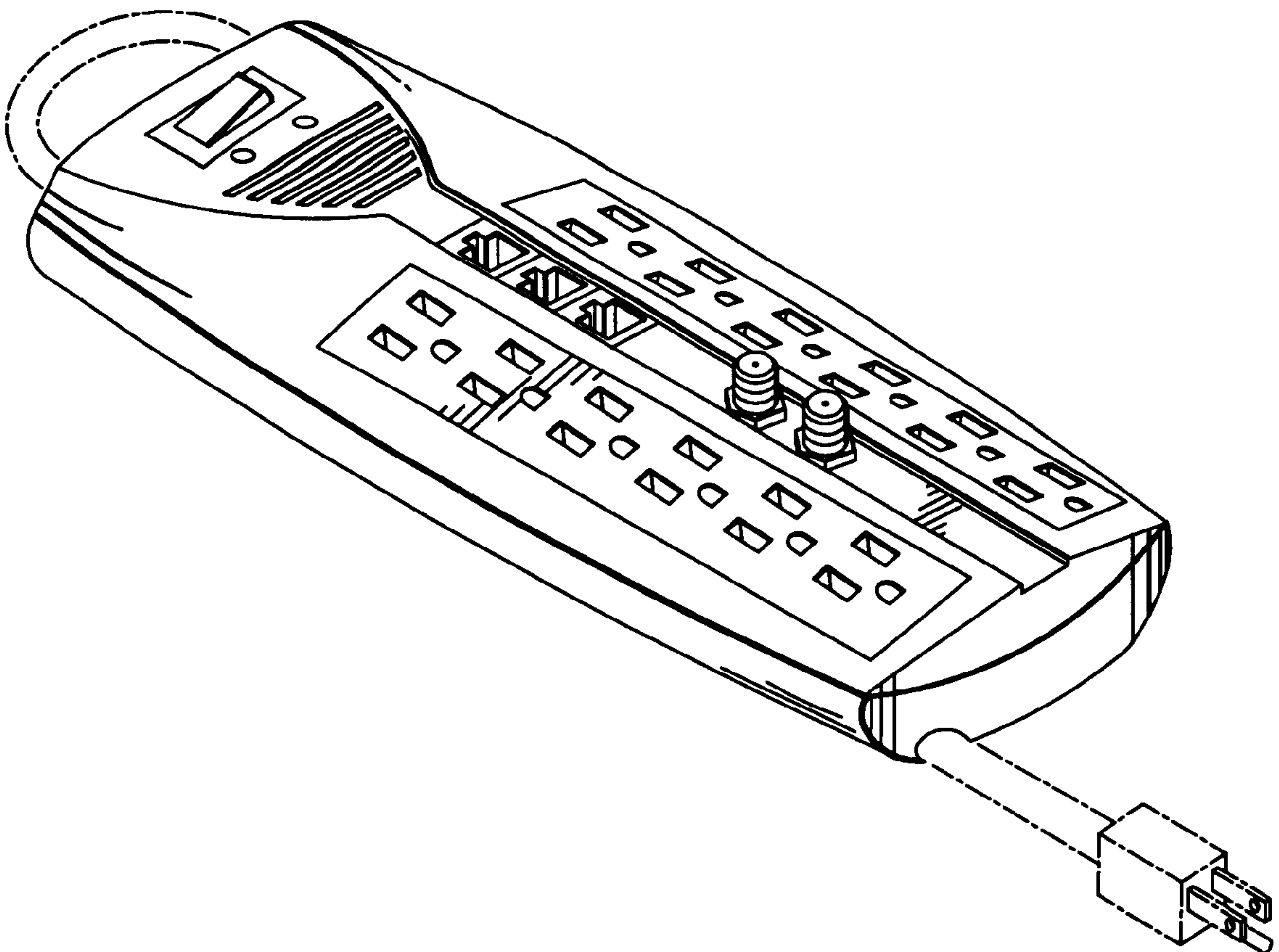
FIG. 5 is a forward view thereof;

FIG. 6 is a right side elevation view thereof; and,

FIG. 7 is a rear view thereof.

The broken lines in the drawings depict environmental structure, which forms no part of the claimed design.

1 Claim, 2 Drawing Sheets



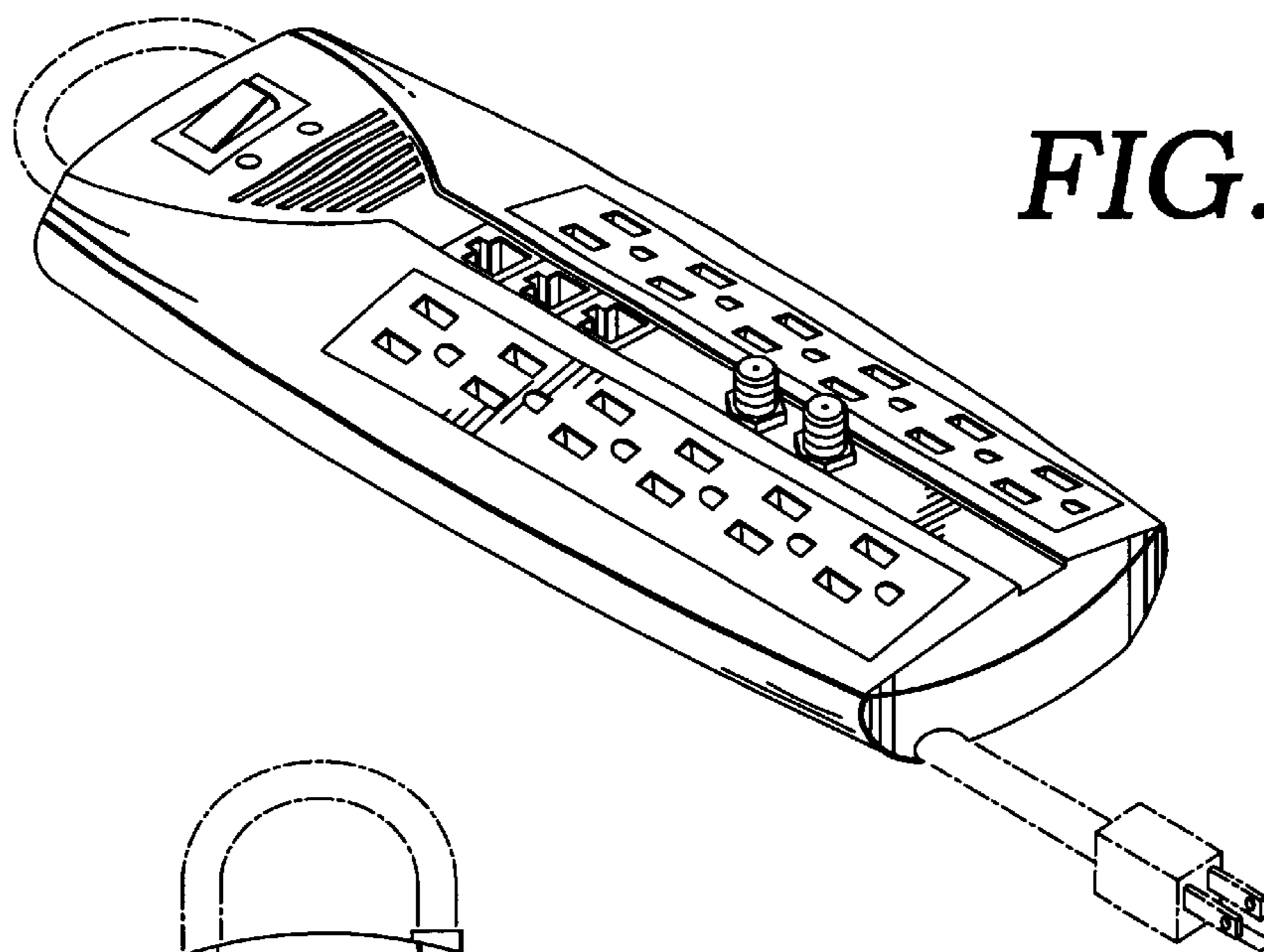


FIG. 1.




FIG. 2.

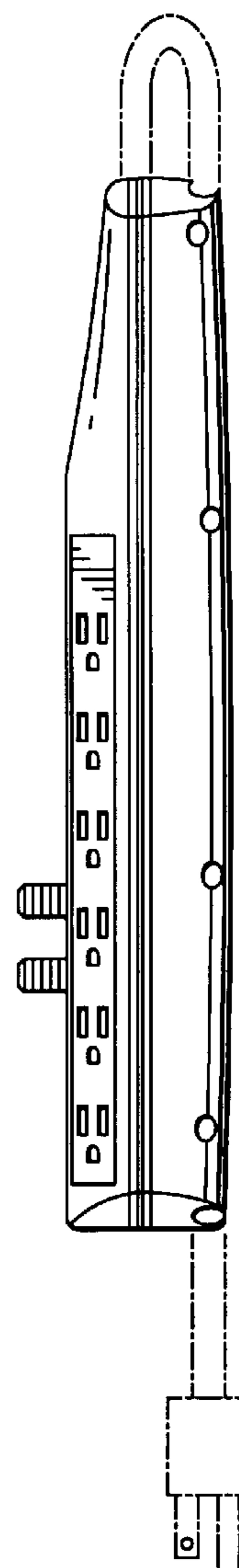


FIG. 3.

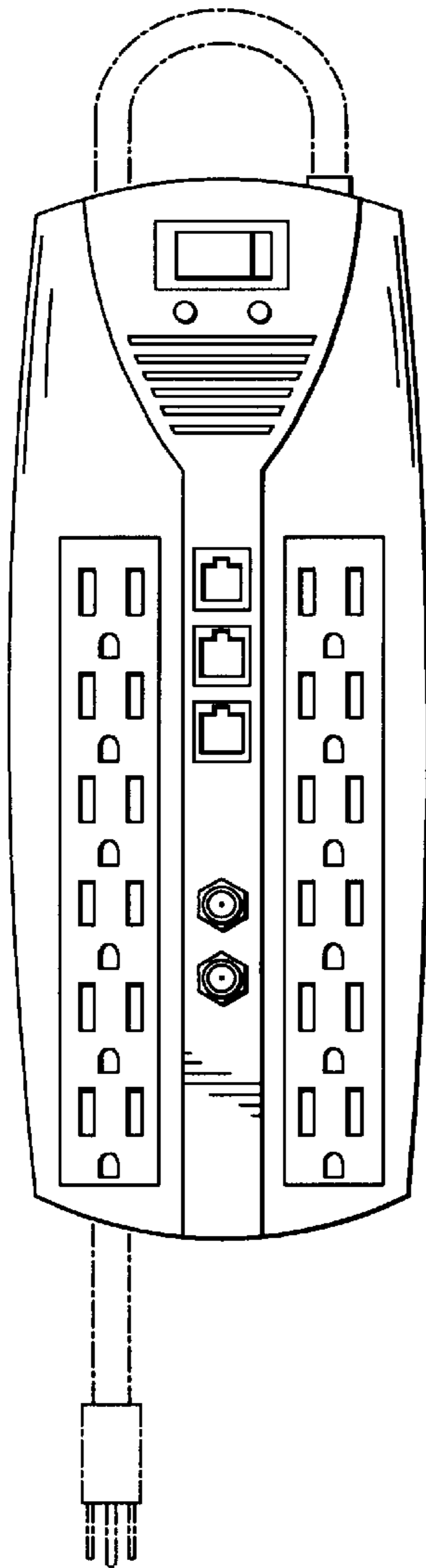


FIG. 4.

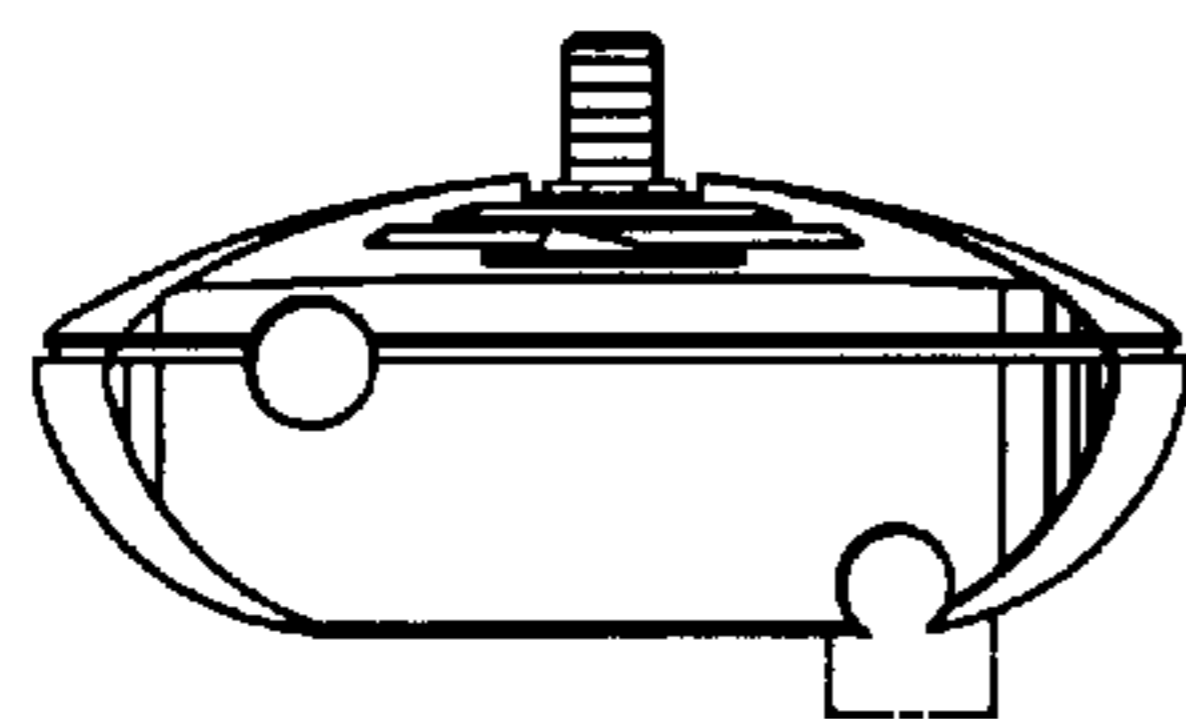


FIG. 5.

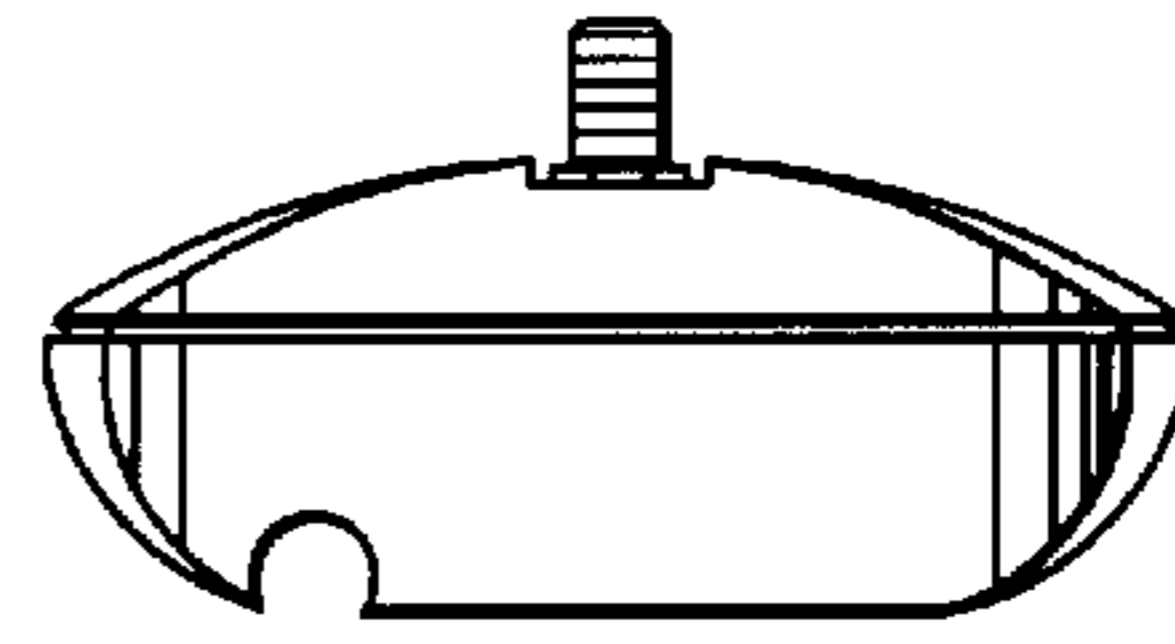


FIG. 7.

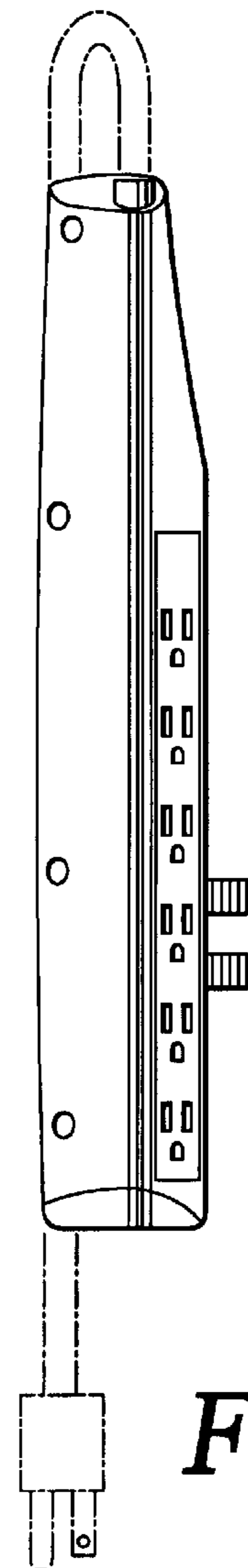


FIG. 6.