



US00D467863S

(12) **United States Design Patent**  
**Boerret et al.**

(10) **Patent No.: US D467,863 S**

(45) **Date of Patent: \*\* Dec. 31, 2002**

(54) **ONBOARD CABINET FOR SERVICE VEHICLES**

(75) Inventors: **Hans-Martin Boerret**, Gaildorf (DE);  
**Willi Weber**, Gaildorf (DE); **Heinrich Hensler**, Schwaebisch Gmuend (DE);  
**Martin Schultheiss**, Schwaebisch Gmuend (DE)

(73) Assignee: **Wilhelm Bott GmbH & Co. KG**,  
Gaildorf (DE)

(\*\*) Term: **14 Years**

(21) Appl. No.: **29/127,429**

(22) Filed: **Aug. 3, 2000**

(30) **Foreign Application Priority Data**

Feb. 4, 2000 (DE) ..... 400 01 336

(51) **LOC (7) Cl.** ..... **12-16**

(52) **U.S. Cl.** ..... **D12/423; D6/400; D6/445**

(58) **Field of Search** ..... D12/415, 423-426.1;  
D6/400, 436-439, 445; D3/905, 279, 297;  
D34/19-21; 312/108, 204, 281, 249.11,  
249.12, 253, 902, 351; 296/37.1-37.8, 37.12-37.16;  
224/539-543, 926, 400, 536, 275, 548,  
928

(56) **References Cited**

**U.S. PATENT DOCUMENTS**

D205,522 S \* 8/1966 Doman ..... D6/445  
D272,111 S \* 1/1984 Anzalone ..... D6/400  
D289,824 S \* 5/1987 Miles et al. .... D12/423 X

D316,493 S \* 4/1991 Martino ..... D6/400  
D318,192 S \* 7/1991 Henry ..... D6/437 X  
D339,682 S \* 9/1993 Phelps ..... D12/423 X  
D353,046 S \* 12/1994 Whitaker ..... D12/423  
D356,703 S \* 3/1995 Dickinson ..... D6/439  
D361,910 S \* 9/1995 Maple et al. .... D6/445  
D376,578 S \* 12/1996 Redford ..... D12/424  
D378,671 S \* 4/1997 Herrs ..... D12/423 X  
D380,189 S \* 6/1997 Hellhake et al. .... D12/424  
D382,534 S \* 8/1997 Green ..... D12/415  
D398,168 S \* 9/1998 Yemini ..... D6/445  
D423,817 S \* 5/2000 Holcomb et al. .... D6/445  
D423,818 S \* 5/2000 Holcomb et al. .... D6/445  
D426,512 S \* 6/2000 Ciuba ..... D12/425  
D427,807 S \* 7/2000 Holcomb et al. .... D6/445

\* cited by examiner

*Primary Examiner*—Stacia Cadmus

(74) *Attorney, Agent, or Firm*—Oppenheimer Wolff &  
Donnelly LLP; Claude A. S. Hamrick

(57) **CLAIM**

The ornamental design for an onboard cabinet for service vehicles, as shown and described.

**DESCRIPTION**

FIG. 1 is a perspective view of the front and left side of an onboard cabinet for service vehicles embodying the new design;

FIG. 2 is a perspective view of the rear and left side thereof;

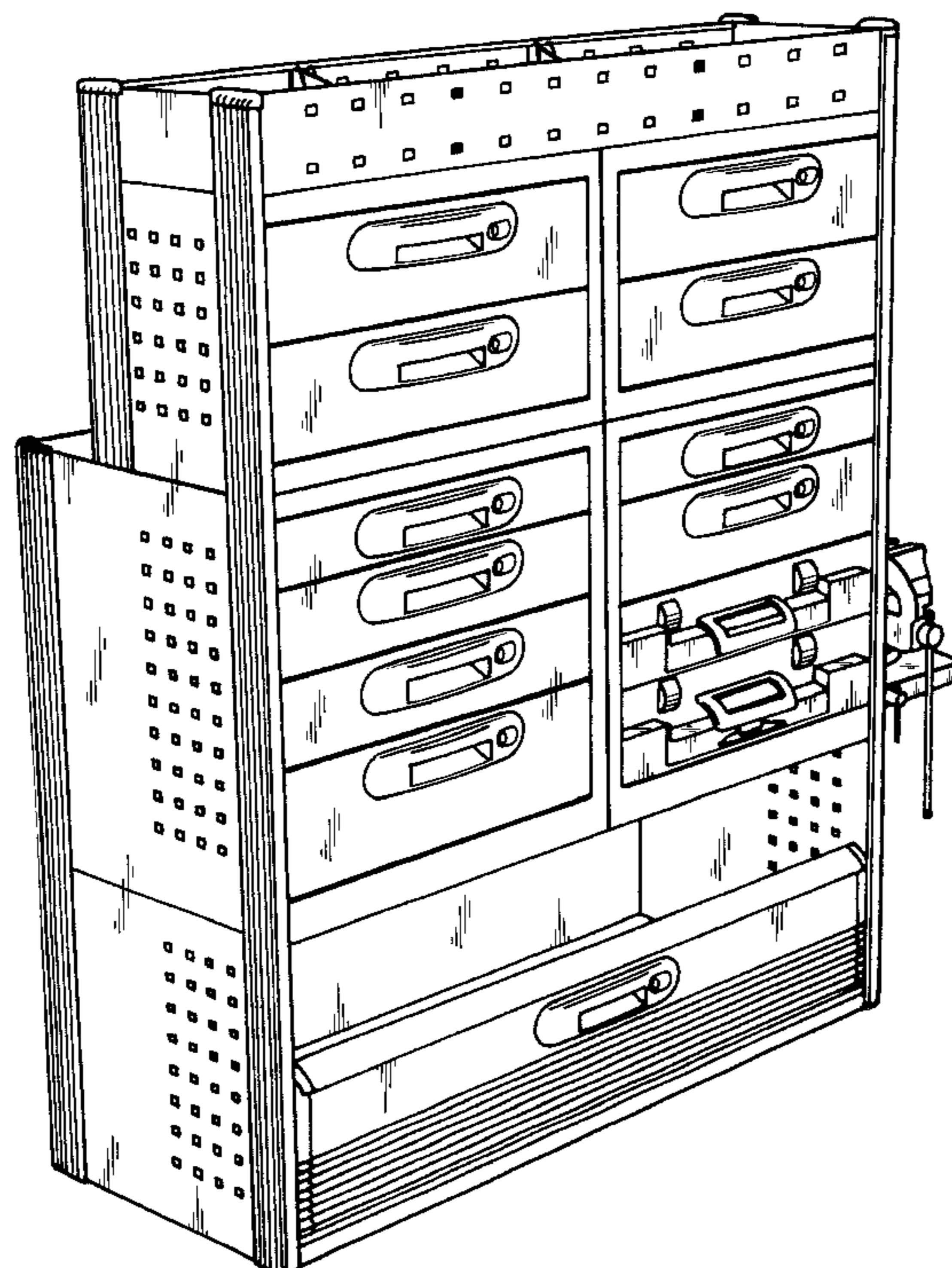
FIG. 3 is a top plan view thereof;

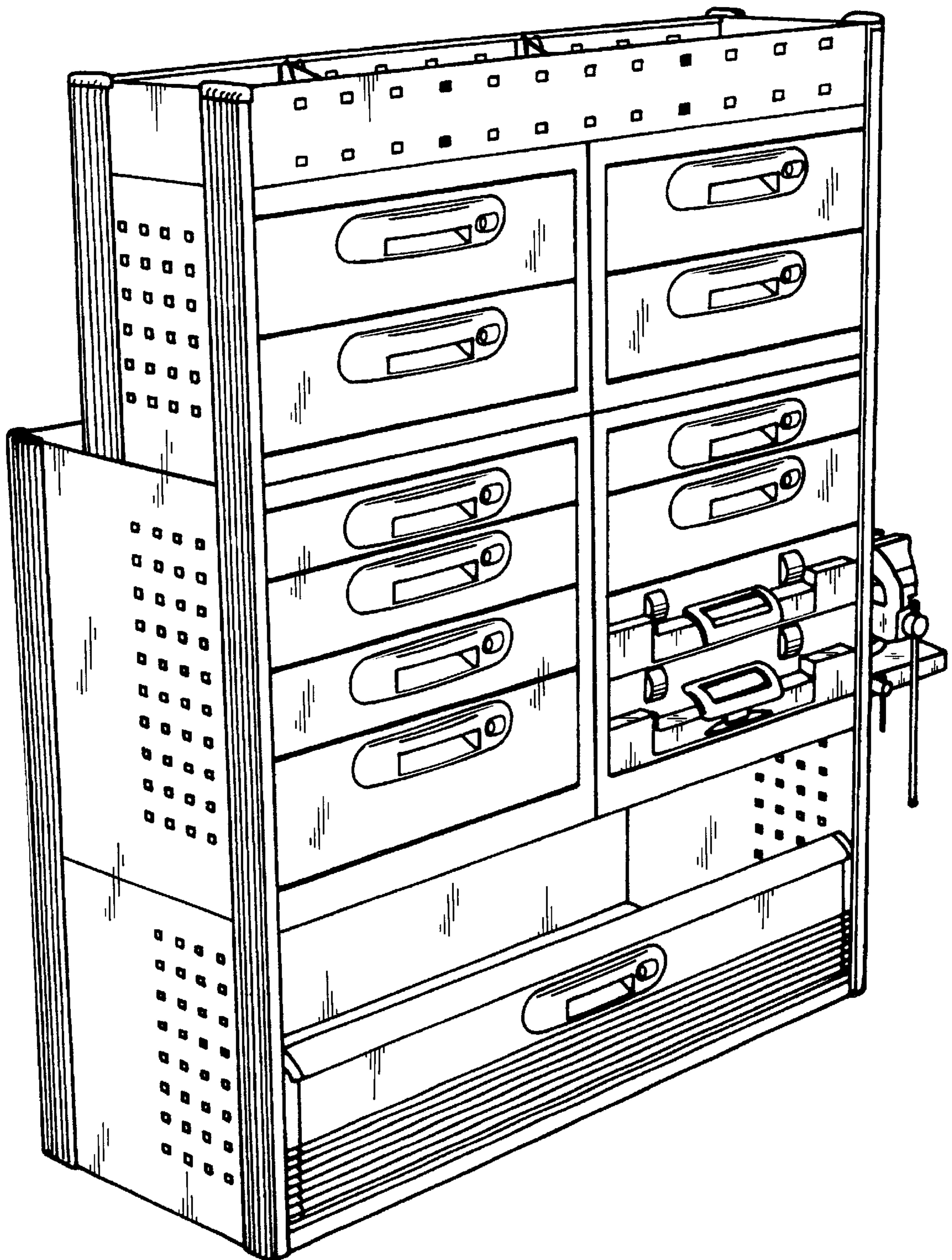
FIG. 4 is a right side elevational view thereof;

FIG. 5 is a rear elevational view thereof; and,

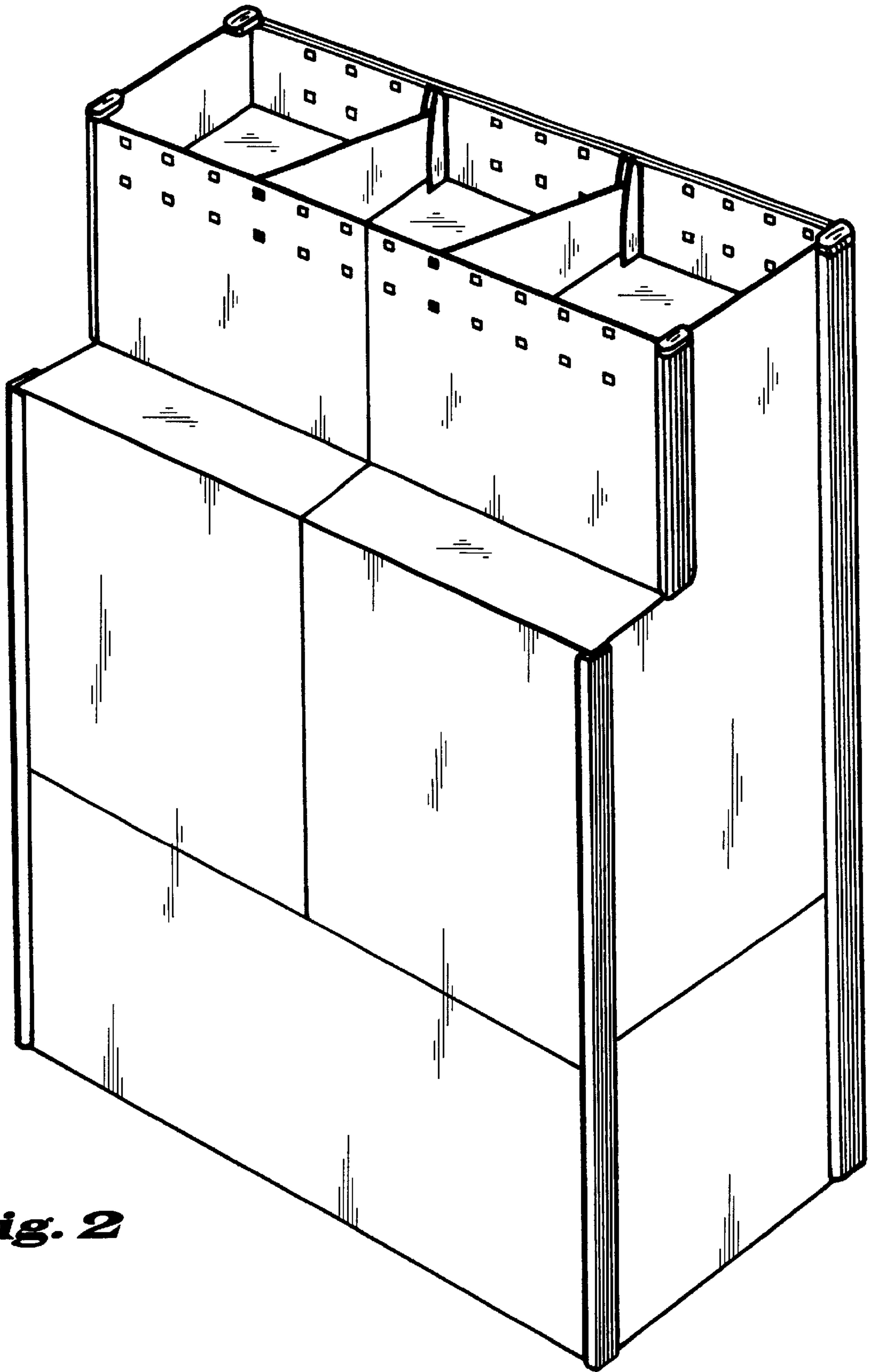
FIG. 6 is a bottom plan view thereof.

**1 Claim, 6 Drawing Sheets**

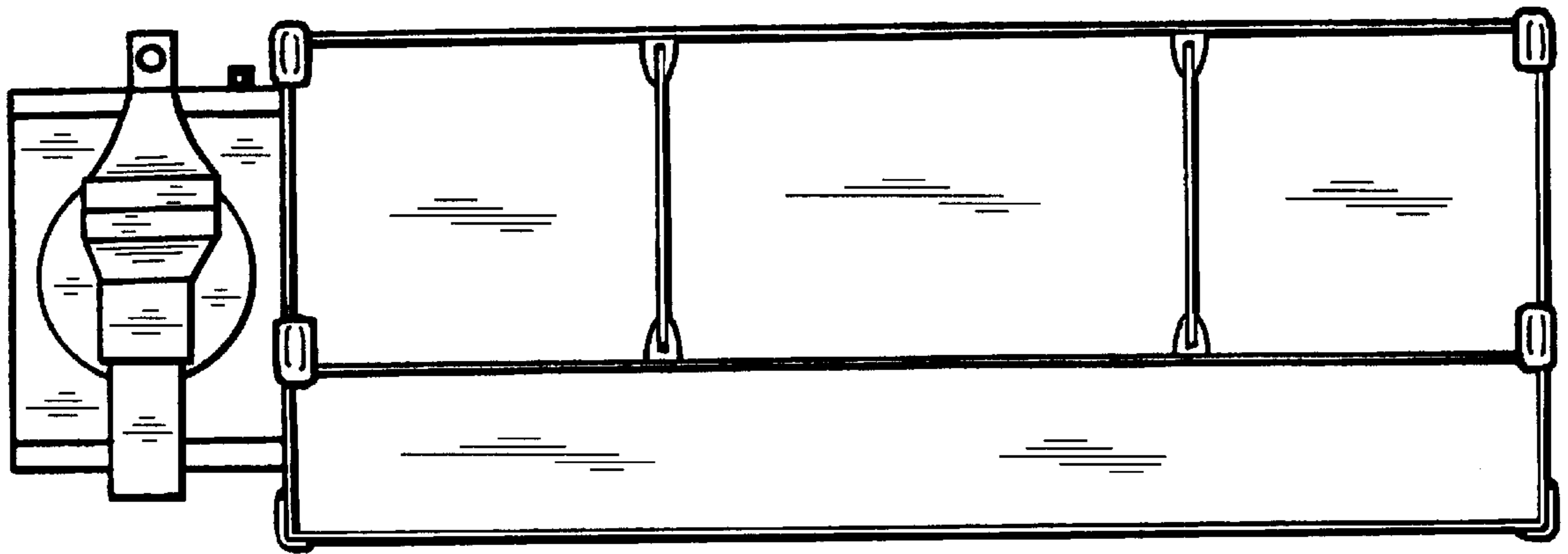




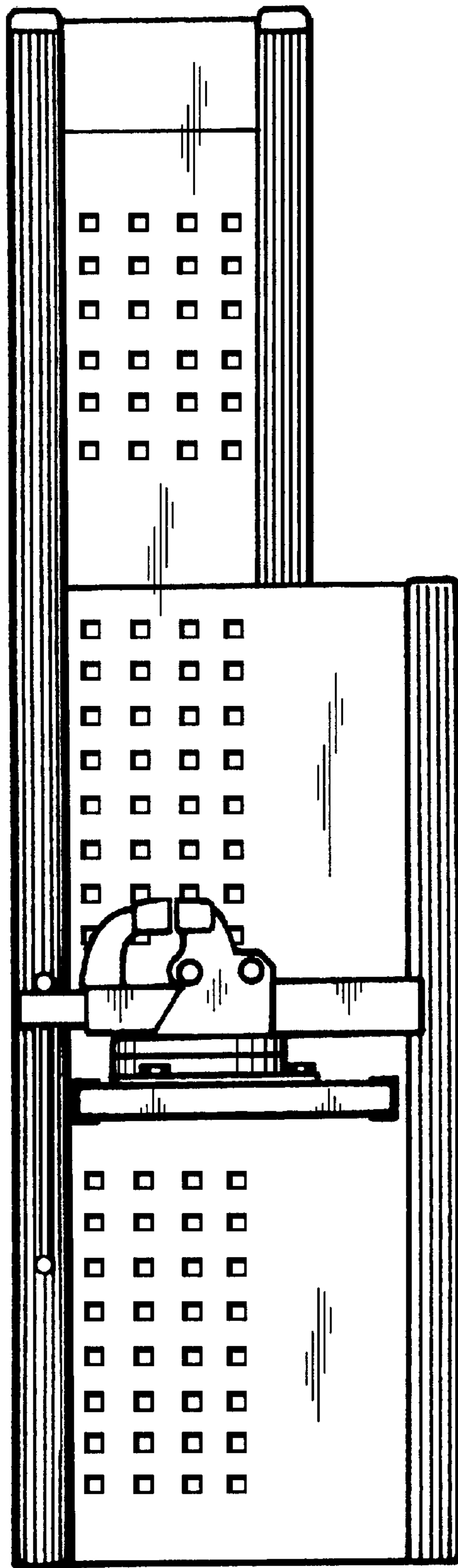
**Fig. 1**



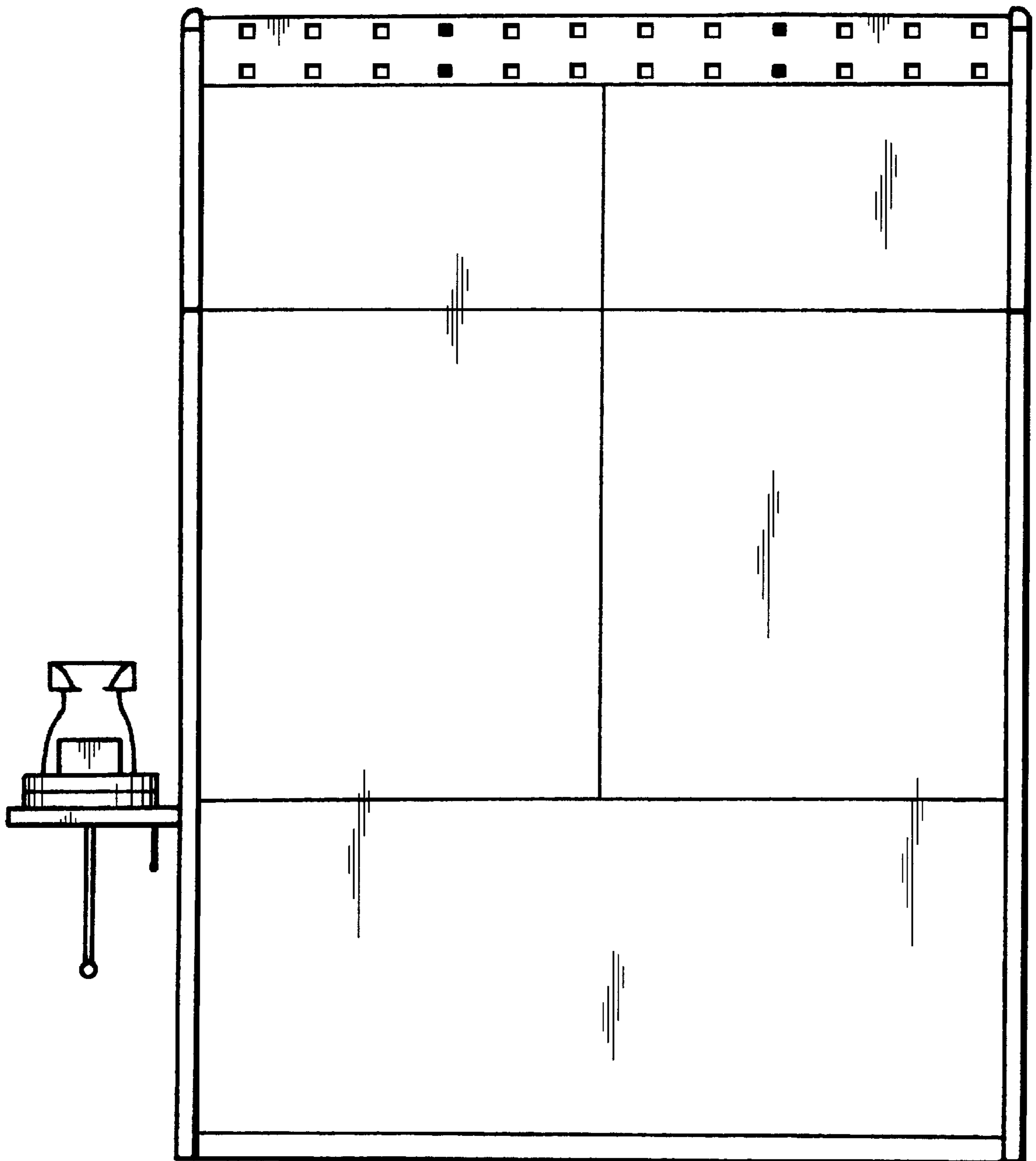
**Fig. 2**



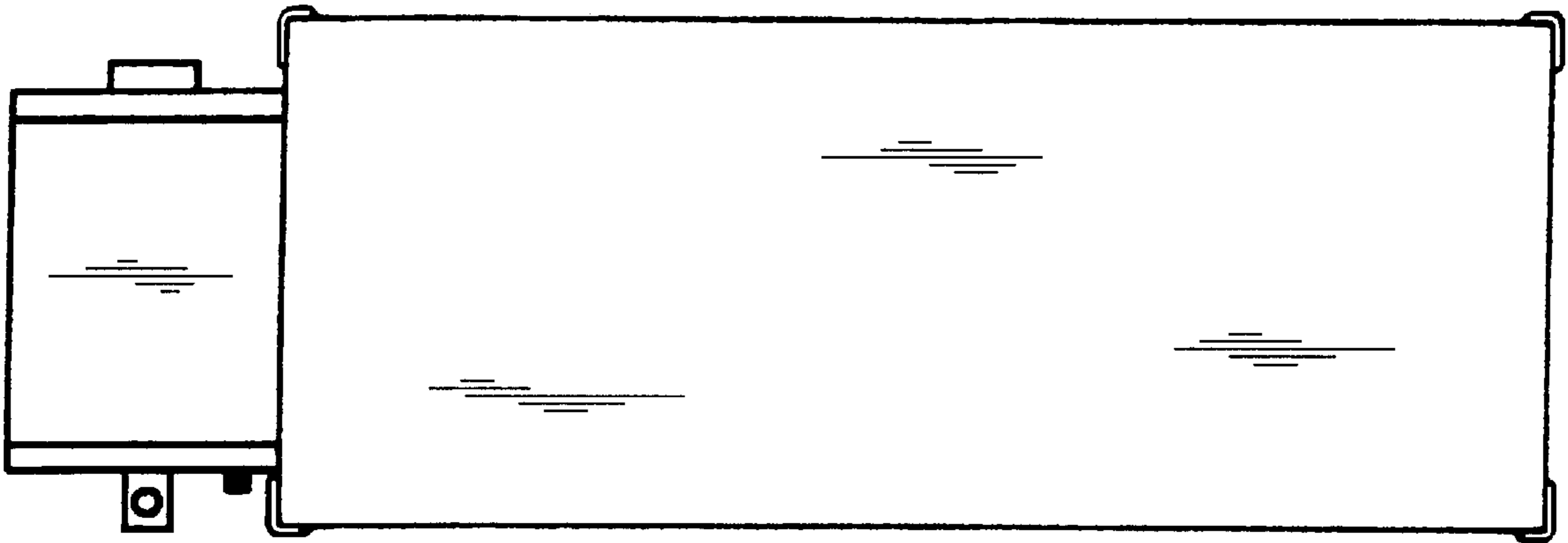
**Fig. 3**



**Fig. 4**



**Fig. 5**



**Fig. 6**