

US00D467849S

(12) **United States Design Patent**
Murkett

(10) **Patent No.:** **US D467,849 S**

(45) **Date of Patent:** **** Dec. 31, 2002**

(54) **SURFACE CONFIGURATION OF A DOOR FOR A VEHICLE**

(75) Inventor: **Stephen Murkett**, Gerlingen (DE)

(73) Assignee: **Dr. Ing. h.c.F. Porsche Aktiengesellschaft**, Stuttgart (DE)

(**) Term: **14 Years**

(21) Appl. No.: **29/151,817**

(22) Filed: **Dec. 12, 2001**

(30) **Foreign Application Priority Data**

Jun. 12, 2001 (DE) 401 05 162
Jun. 12, 2001 (DE) 401 05 161

(51) **LOC (7) Cl.** **12-16**

(52) **U.S. Cl.** **D12/196**

(58) **Field of Search** D12/196, 90-92;
296/185

(56) **References Cited**

U.S. PATENT DOCUMENTS

D312,804 S * 12/1990 Okano D12/196
D413,081 S * 8/1999 Nesbitt et al. D12/91
D418,471 S * 1/2000 Gabath D12/196
D450,013 S * 11/2001 Kato D12/91

* cited by examiner

Primary Examiner—Melody N. Brown
(74) *Attorney, Agent, or Firm*—Crowell & Moring LLP

(57) **CLAIM**

The ornamental design for a surface configuration of a door for a vehicle, as shown and described.

DESCRIPTION

This application is related to the following co-pending applications, of the inventor, filed on even date herewith: Application Ser. No. 29/151,801, entitled "Surface Configuration of a Vehicle and Toy"; Application Ser. No. 29/151,818, entitled "Surface Configuration of a Door for Vehicle"; and Application Ser. No. 29/151,814, entitled "Surface Configuration of a Side of a Vehicle".

FIG. 1 is a front view of a first embodiment of a surface configuration of a door for a vehicle according to my novel design;

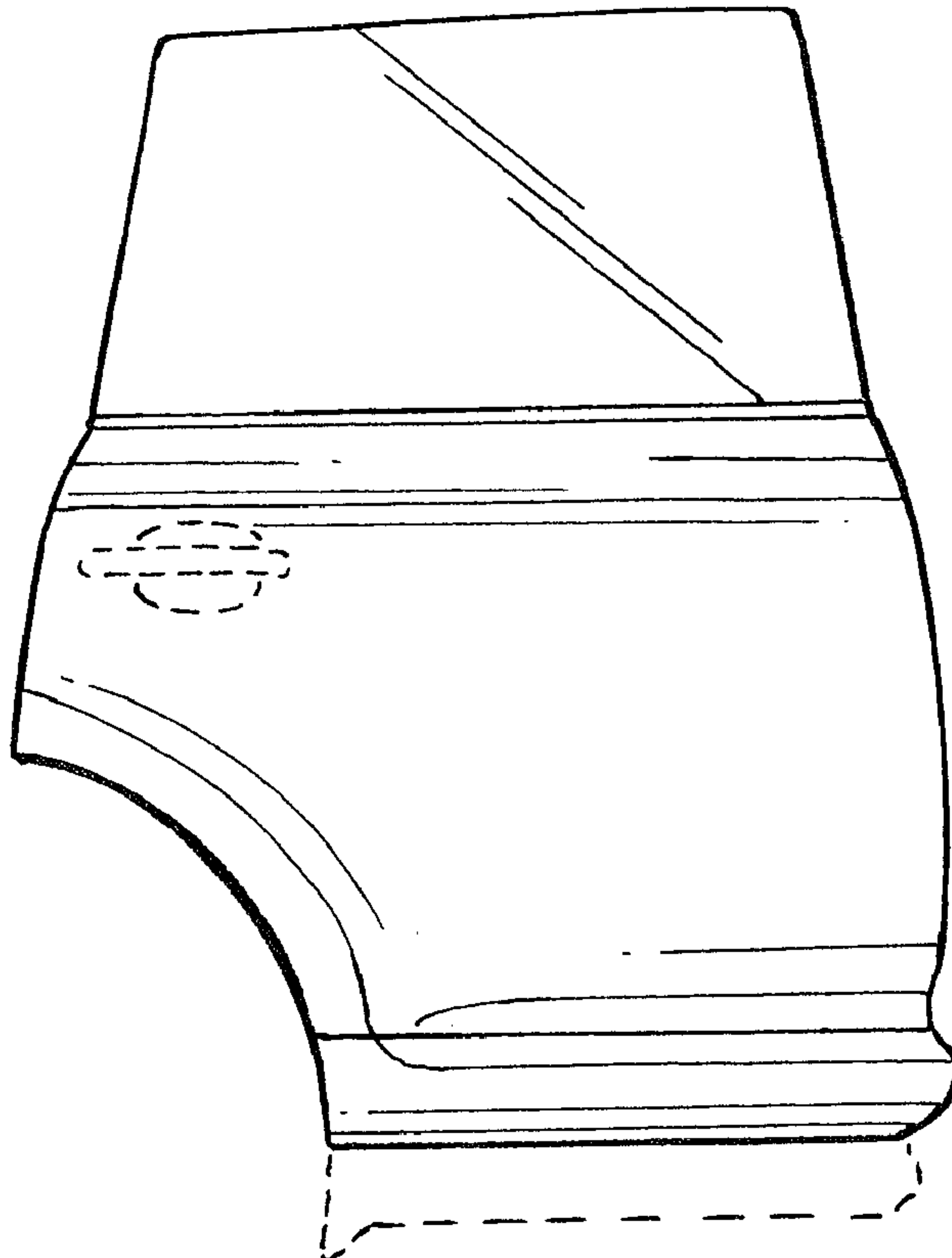
FIG. 2 is a perspective view of the first embodiment of the surface configuration of a door for a vehicle according to my novel design;

FIG. 3 is a front view of a second embodiment of the surface configuration of a door for a vehicle according to my novel design; and,

FIG. 4 is a perspective view of the second embodiment of the surface configuration of a door for a vehicle according to my novel design.

The broken lines included in the drawings depict environment and are not part of the claimed design.

1 Claim, 1 Drawing Sheet



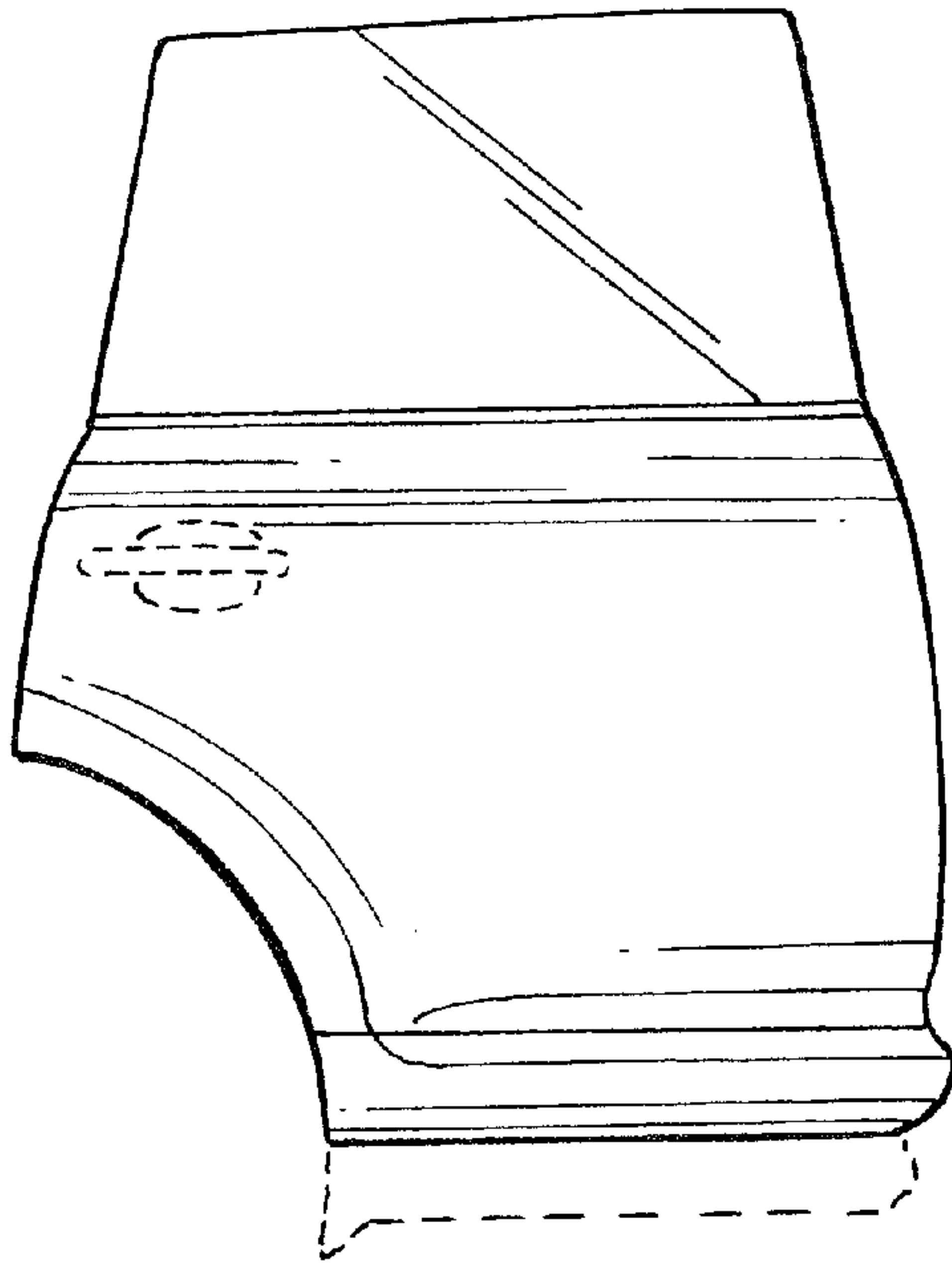


FIG. 1

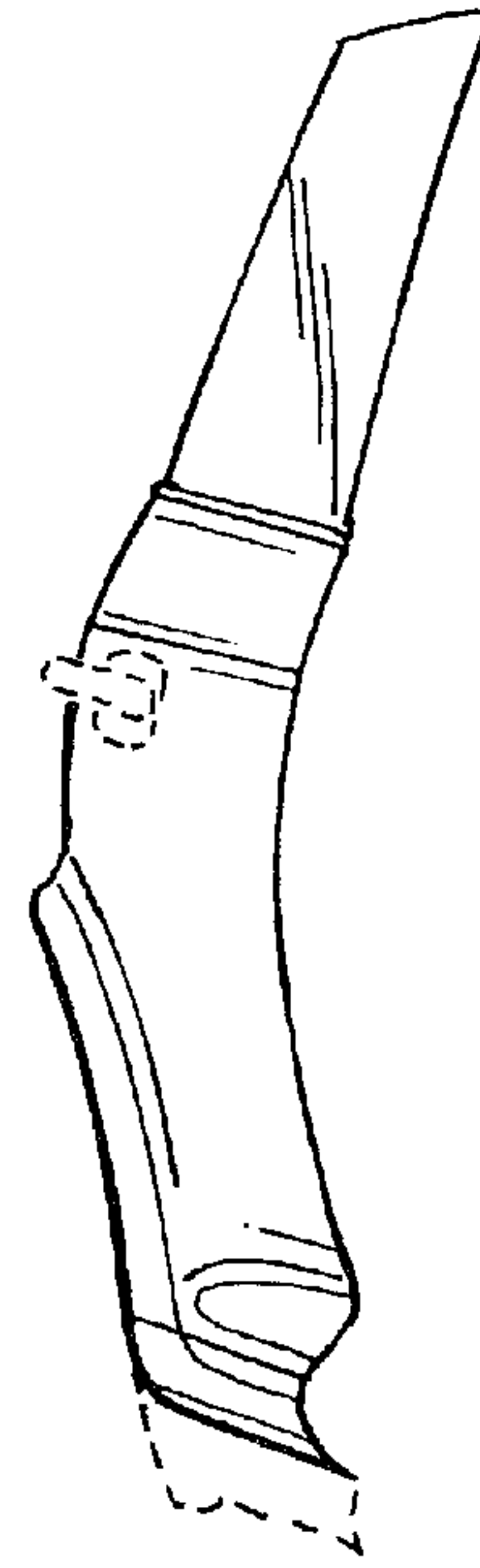


FIG. 2

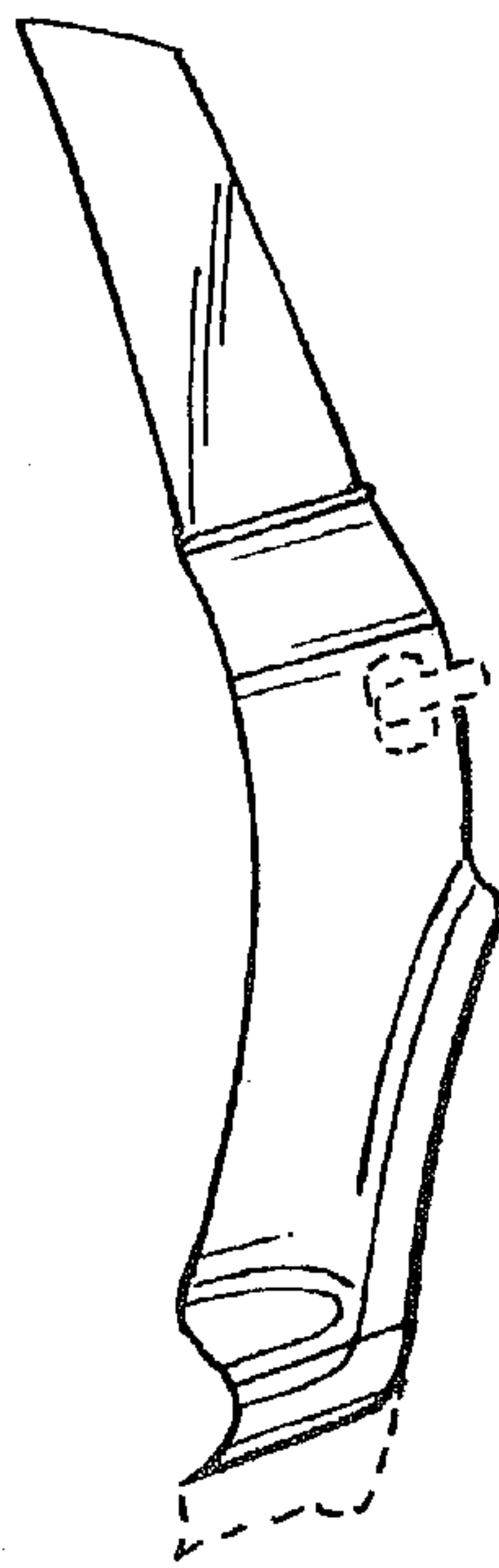


FIG. 3

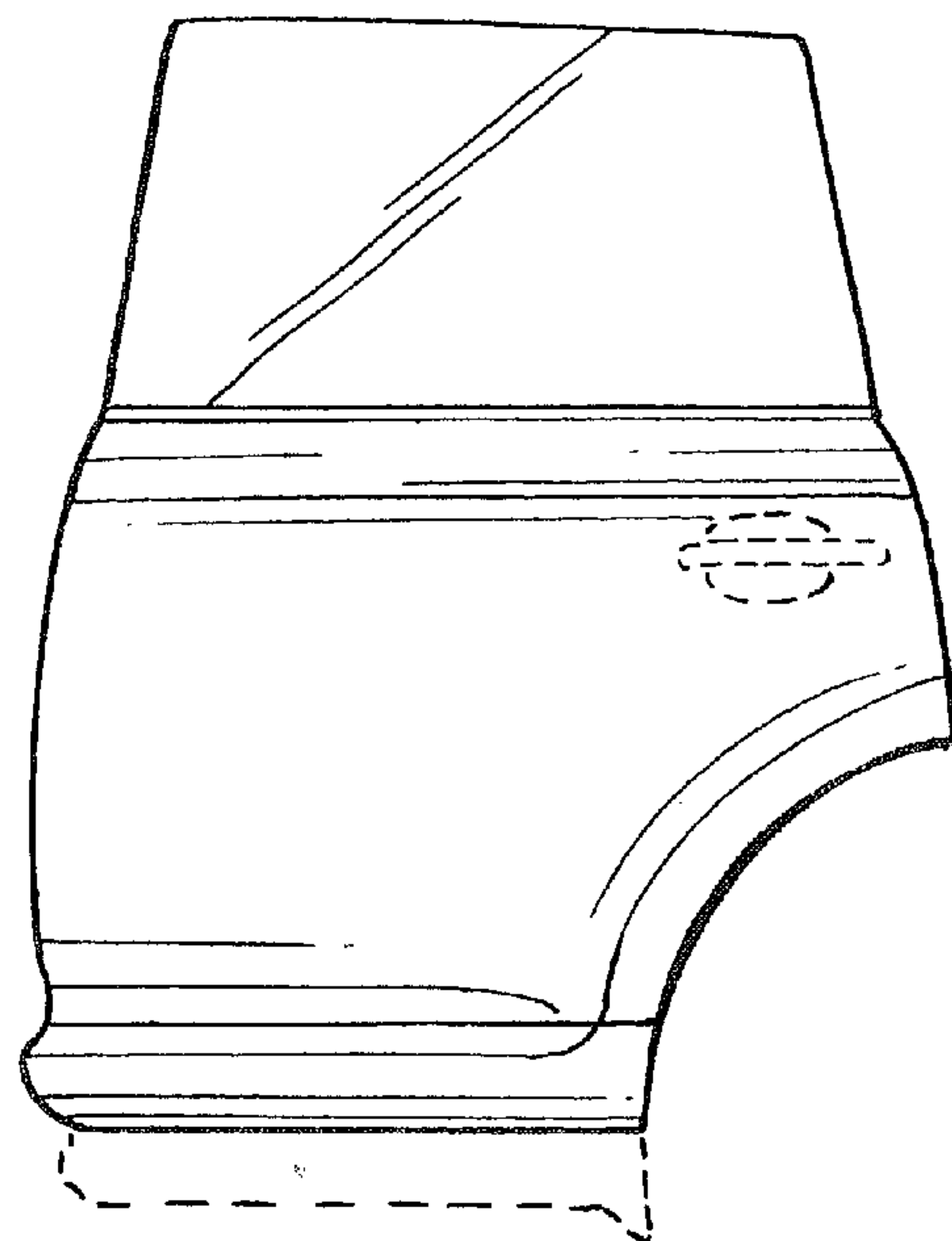


FIG. 4