



US00D467845S

(12) **United States Design Patent**
Pfeiffer et al.

(10) **Patent No.:** **US D467,845 S**

(45) **Date of Patent:** **** Dec. 31, 2002**

(54) **SURFACE CONFIGURATION OF AN INSTRUMENT DISPLAY FOR A VEHICLE**

(75) Inventors: **Peter Pfeiffer**, Boeblingen (DE); **Murat Guenak**, Ehningen (DE); **Stephen Mattin**, Sindelfingen (DE); **Christopher Benjamin**, Newport Beach, CA (US)

(73) Assignee: **DaimlerChrysler AG**, Stuttgart (DE)

(**) Term: **14 Years**

(21) Appl. No.: **29/162,834**

(22) Filed: **Jun. 24, 2002**

(30) **Foreign Application Priority Data**

Dec. 24, 2001 (DE) 401 11 152

(51) **LOC (7) Cl.** **12-16**

(52) **U.S. Cl.** **D12/192**

(58) **Field of Search** D12/192, 114;
D10/98, 123-126; 280/752, DIG. 5; 296/70;
180/90; D14/114.3-114.5

(56) **References Cited**

U.S. PATENT DOCUMENTS

- D44,618 S * 9/1913 Ross D12/192
- D54,194 S * 11/1919 Berge D12/192
- D73,347 S * 8/1927 Smith D12/192
- D152,997 S * 3/1949 Macauley D12/192
- D195,783 S * 7/1963 Woods, Jr. D12/192
- D261,752 S * 11/1981 Iwakura D12/114

- D276,903 S * 12/1984 Hoese D12/114
- D278,328 S * 4/1985 Hoese D12/114
- D279,975 S * 8/1985 Akira et al. D12/192
- D345,534 S * 3/1994 Abboud et al. D12/114
- D375,477 S * 11/1996 Kulla et al. D12/192
- D381,614 S * 7/1997 Ma D12/192
- D410,608 S * 6/1999 Kraus D12/192
- D413,294 S * 8/1999 Lagaay D12/192
- D436,565 S * 1/2001 Tsay et al. D12/192
- D440,925 S * 4/2001 Pfeiffer D12/192

* cited by examiner

Primary Examiner—Stacia Cadmus

(74) *Attorney, Agent, or Firm*—Crowell & Moring LLP

(57) **CLAIM**

The ornamental design for a surface configuration of an instrument display for a vehicle, as shown and described.

DESCRIPTION

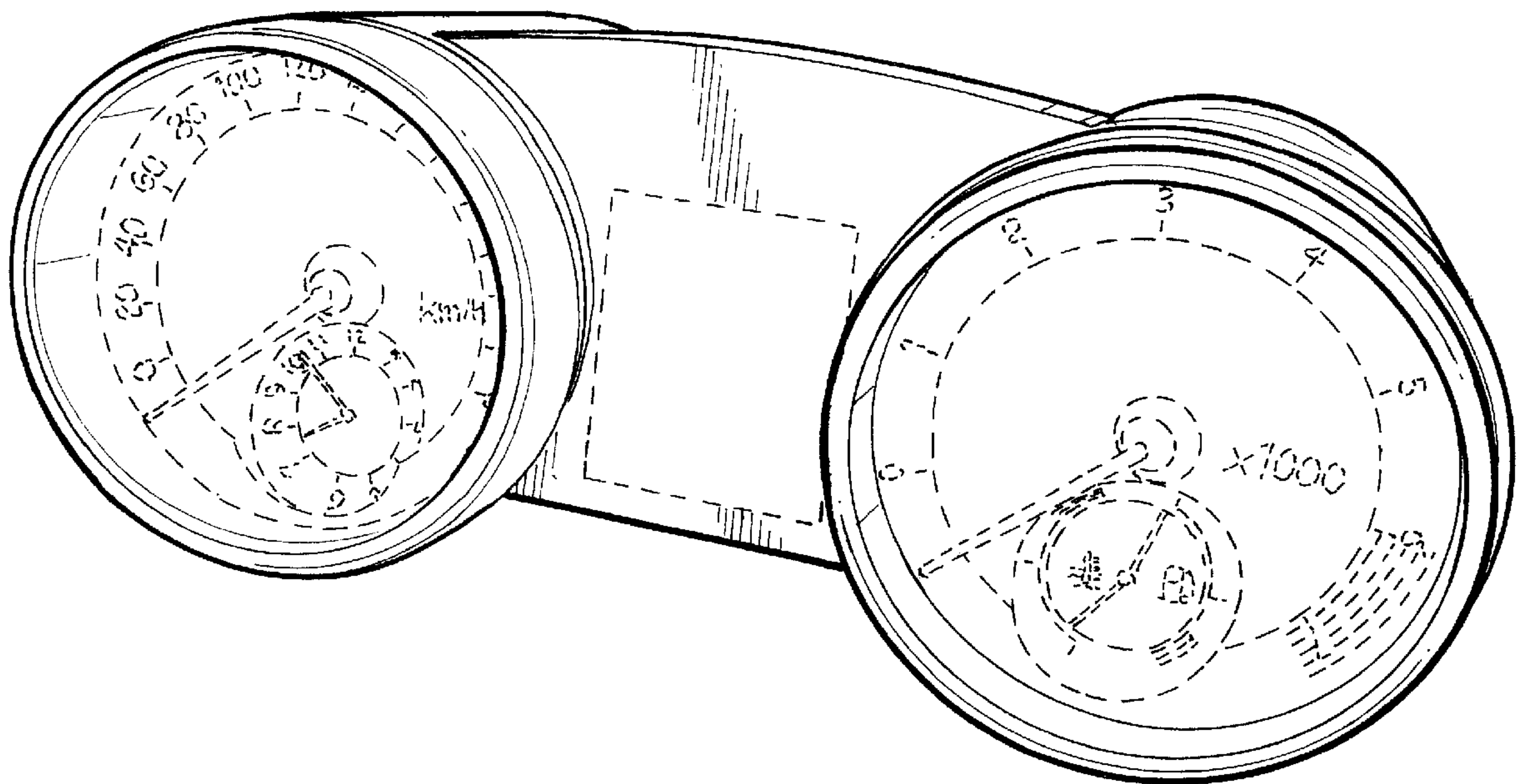
FIG. 1 is a front view of a surface configuration of an instrument display for a vehicle according to our novel design;

FIG. 2 is a right perspective view of the surface configuration of an instrument display for a vehicle according to our novel design; and,

FIG. 3 is a left perspective view of the surface configuration of an instrument display for a vehicle according to our novel design.

The dash lines included depict environment and are not part of the claimed design.

1 Claim, 2 Drawing Sheets



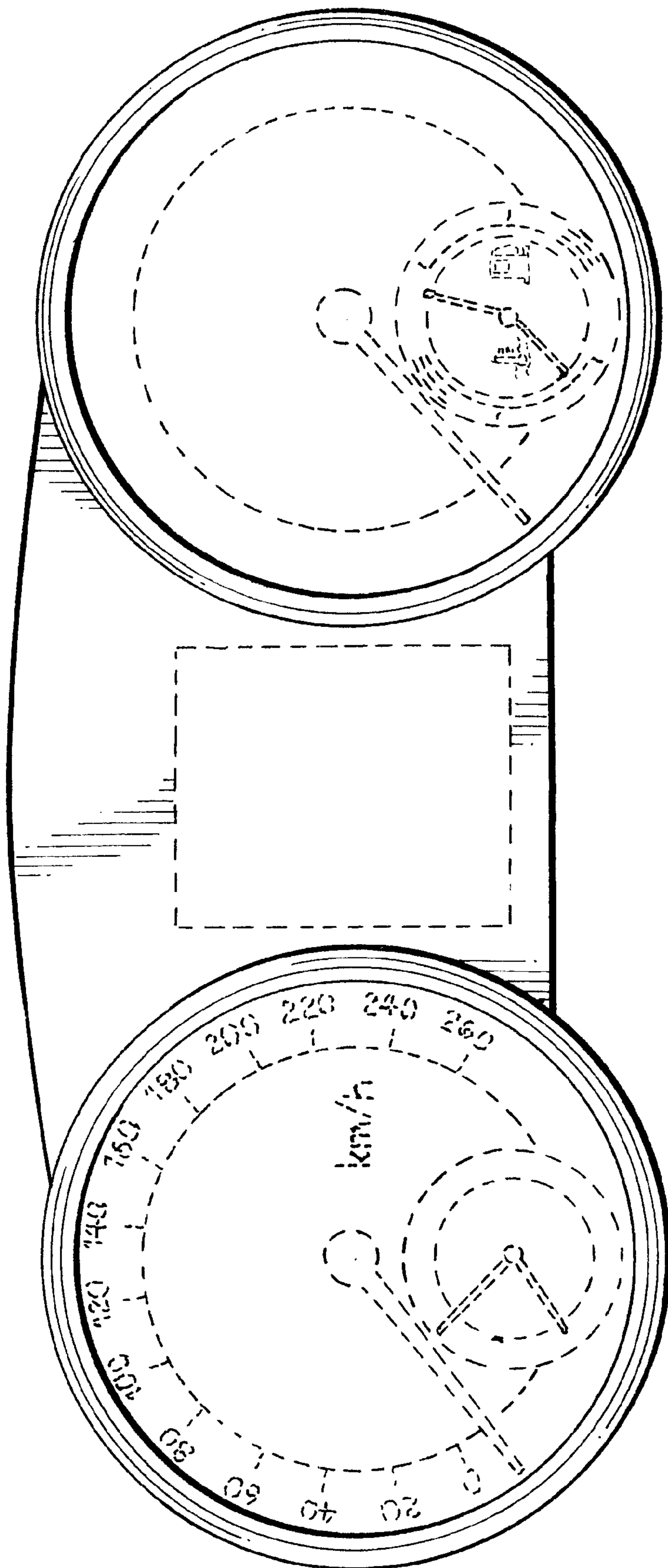


FIG. 1

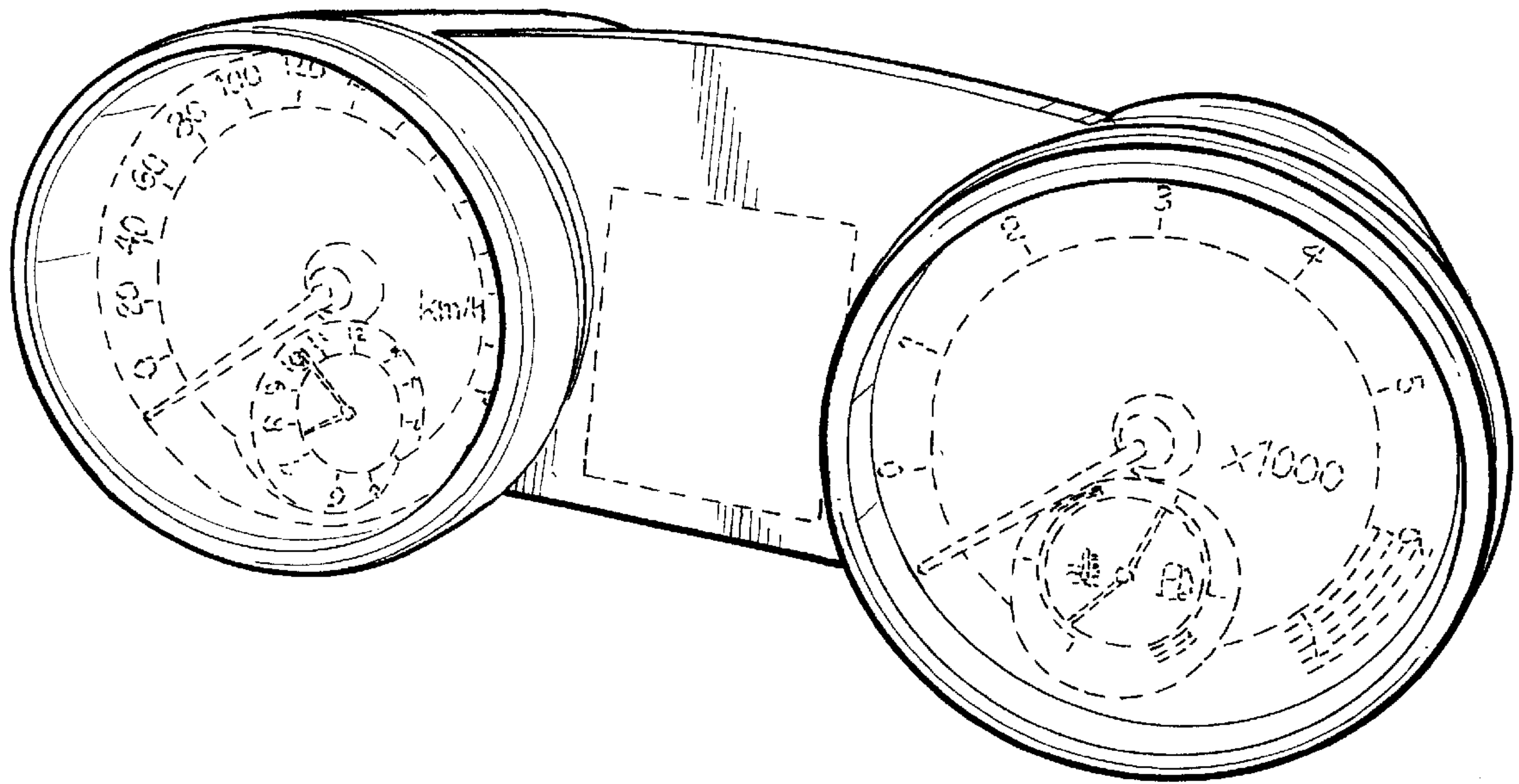


FIG. 2

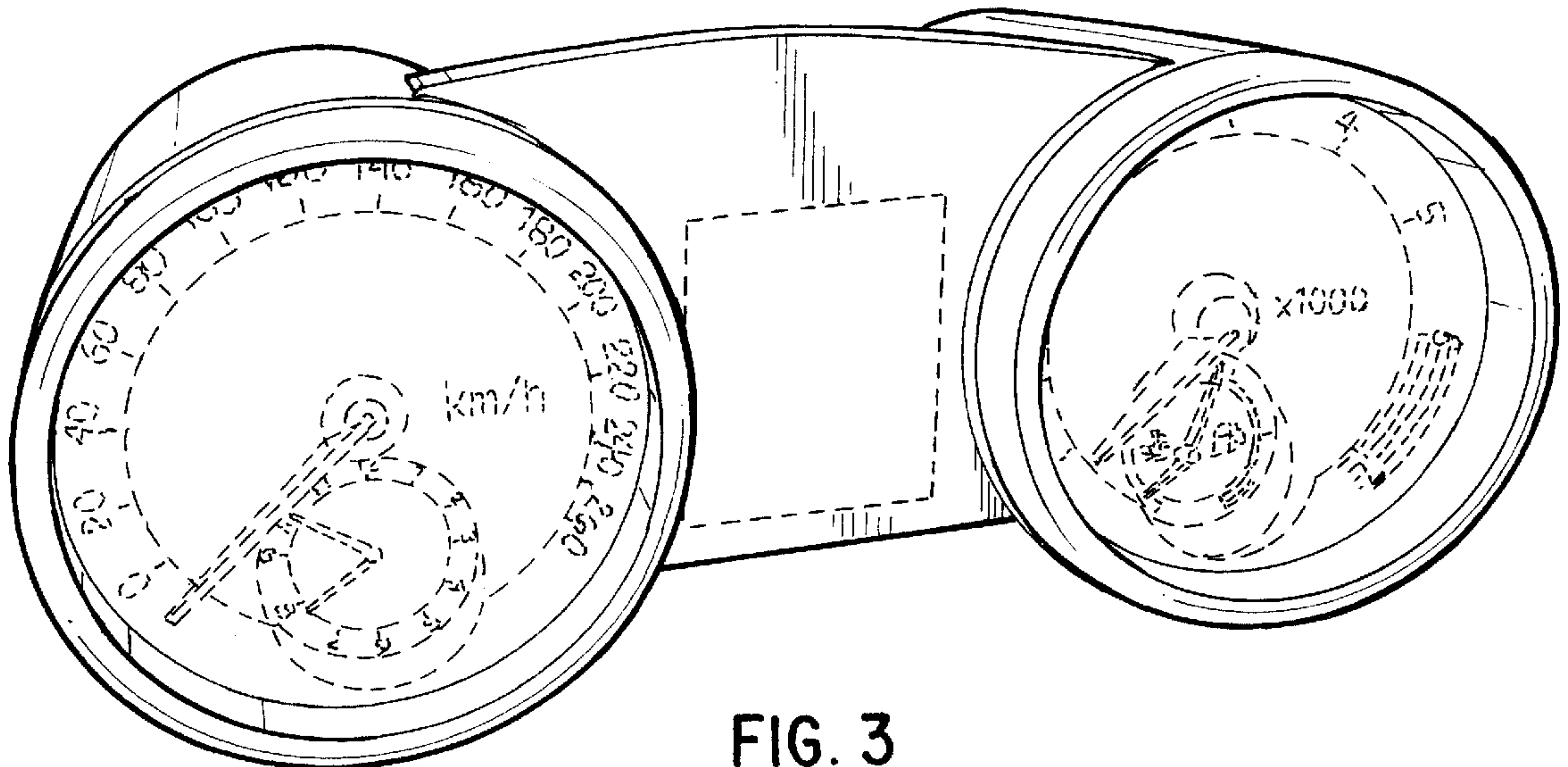


FIG. 3