



US00D467843S

(12) **United States Design Patent**  
**Hatter**

(10) **Patent No.:** **US D467,843 S**

(45) **Date of Patent:** **\*\* Dec. 31, 2002**

(54) **SURFACE CONFIGURATION OF A REAR SPOILER FOR A VEHICLE**

(75) **Inventor:** **Anthony-Robert Hatter**, Rutesheim (DE)

(73) **Assignee:** **Dr. Ing. h.c.F. Porsche Aktiengesellschaft**, Stuttgart (DE)

(\*\*) **Term:** **14 Years**

(21) **Appl. No.:** **29/152,410**

(22) **Filed:** **Dec. 21, 2001**

(30) **Foreign Application Priority Data**

Jun. 26, 2001 (DE) ..... 4 01 05 625

(51) **LOC (7) Cl.** ..... **12-16**

(52) **U.S. Cl.** ..... **D12/181**

(58) **Field of Search** ..... D12/181, 191, D12/196, 400, 169; 160/133, 161; 280/848; 296/180.1-180.5, 208, 280.3, 82

(56) **References Cited**

**U.S. PATENT DOCUMENTS**

D291,978 S \* 9/1987 Parr et al. .... D12/181  
D376,341 S \* 12/1996 Kovach et al. .... D12/181

D377,331 S \* 1/1997 Murkett ..... D12/181  
5,934,740 A \* 8/1999 Moebius et al. .... 296/180.1  
D422,544 S \* 4/2000 Carlson et al. .... D12/181  
D436,905 S \* 1/2001 Bhambra ..... D12/181  
D441,331 S \* 5/2001 Hatter ..... D12/181  
D445,742 S \* 7/2001 Tampi ..... D12/181

\* cited by examiner

*Primary Examiner*—Stacia Cadmus

(74) *Attorney, Agent, or Firm*—Crowell & Moring LLP


(57) **CLAIM**

The ornamental design for a surface configuration of a rear spoiler for a vehicle, as shown and described.

**DESCRIPTION**

FIG. 1 is a right perspective view of a surface configuration of a rear spoiler for a vehicle according to my novel design; FIG. 2 is a front view of the surface configuration of a rear spoiler for a vehicle according to my novel design; FIG. 3 is a right side view of surface configuration of a rear spoiler for a vehicle according to my novel design, the left side view being mirror symmetrical; and, FIG. 4 is a top view of the surface configuration of a rear spoiler for a vehicle according to my novel design.

**1 Claim, 2 Drawing Sheets**



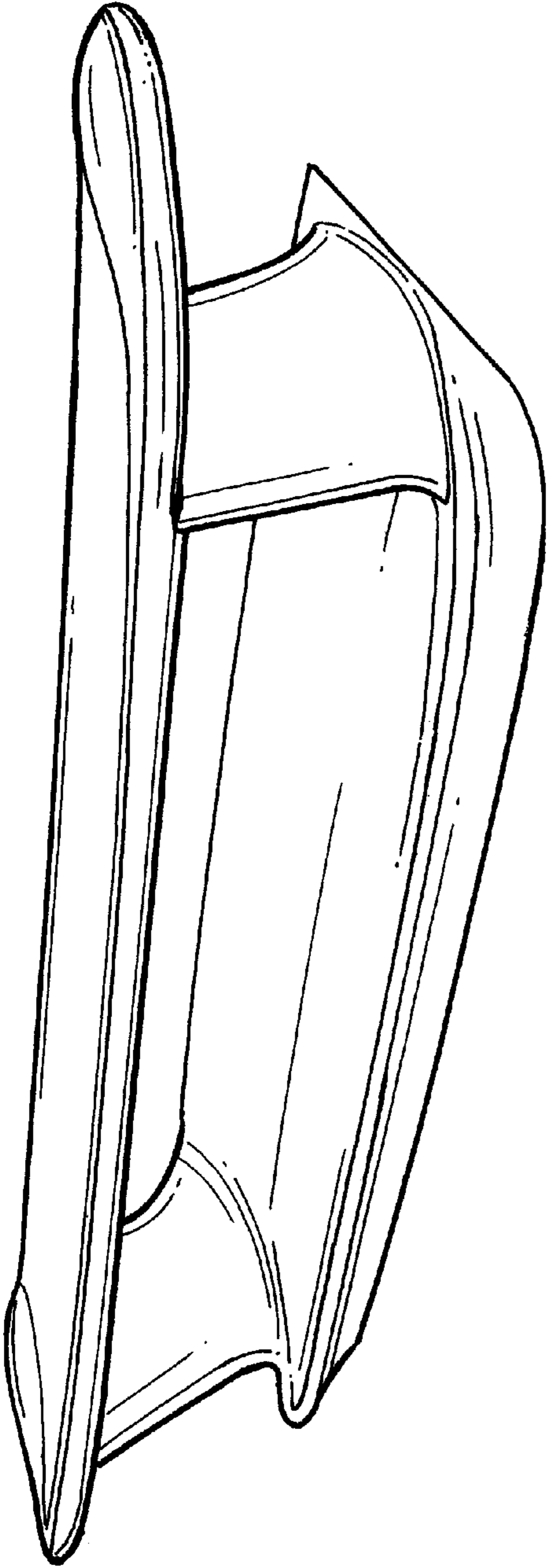


FIG. 1




FIG. 2




FIG. 3



FIG. 4