



US00D467834S

(12) **United States Design Patent**  
**Lemenager**

(10) **Patent No.:** **US D467,834 S**

(45) **Date of Patent:** **\*\* Dec. 31, 2002**

(54) **ORNAMENTAL BEAD IN SHAPE OF AN  
AUTOMOBILE**

*Primary Examiner*—Ralf Seifert  
(74) *Attorney, Agent, or Firm*—Kinney & Lange, P.A.

(75) **Inventor:** **Paul E. Lemenager**, Duluth, MN (US)

(57) **CLAIM**

(73) **Assignee:** **Rally Quest, Ltd.**, Duluth, MN (US)

The ornamental design for a ornamental bead in shape of an automobile, as shown and described.

(\*\*) **Term:** **14 Years**

**DESCRIPTION**

(21) **Appl. No.:** **29/156,437**

FIG. 1 is a perspective view thereof;

(22) **Filed:** **Feb. 28, 2002**

FIG. 2 is a top view thereof;

(51) **LOC (7) Cl.** ..... **11-01**

FIG. 3 is a front view thereof;

(52) **U.S. Cl.** ..... **D11/112**

FIG. 4 is a right side view thereof;

(58) **Field of Search** ..... D11/1, 2, 7, 11,  
D11/14, 40-41, 43-44, 47-49, 53, 55, 62,  
63, 65-66, 68-70, 72-73, 75-77, 79-97,  
99-101, 103, 108, 110, 112, 115; D3/211;  
63/1.11, 1.14, 12, 13, 14.1, 18, 19, 20,  
23; D21/521, 604

FIG. 5 is a left side view thereof;

FIG. 6 is a rear view thereof; and

FIG. 7 is a bottom view thereof.

FIG. 8 is a perspective view of a second embodiment of my invention.

(56) **References Cited**

FIG. 9 is a top view thereof.

FIG. 10 is a top front view thereof.

FIG. 11 is a right side view thereof.

FIG. 12 is a left side view thereof.

FIG. 13 is a rear view thereof; and,

FIG. 14 is a bottom view thereof.


**U.S. PATENT DOCUMENTS**

D172,587 S \* 7/1954 Fleishman ..... D11/81  
D274,740 S \* 7/1984 Santaw ..... D21/549  
D413,433 S \* 9/1999 Robertson ..... D3/211  
D441,313 S \* 5/2001 Turner ..... D11/72

It being understood that the broken lines are for illustrative puposes only.

\* cited by examiner

**1 Claim, 4 Drawing Sheets**






FIG. 1

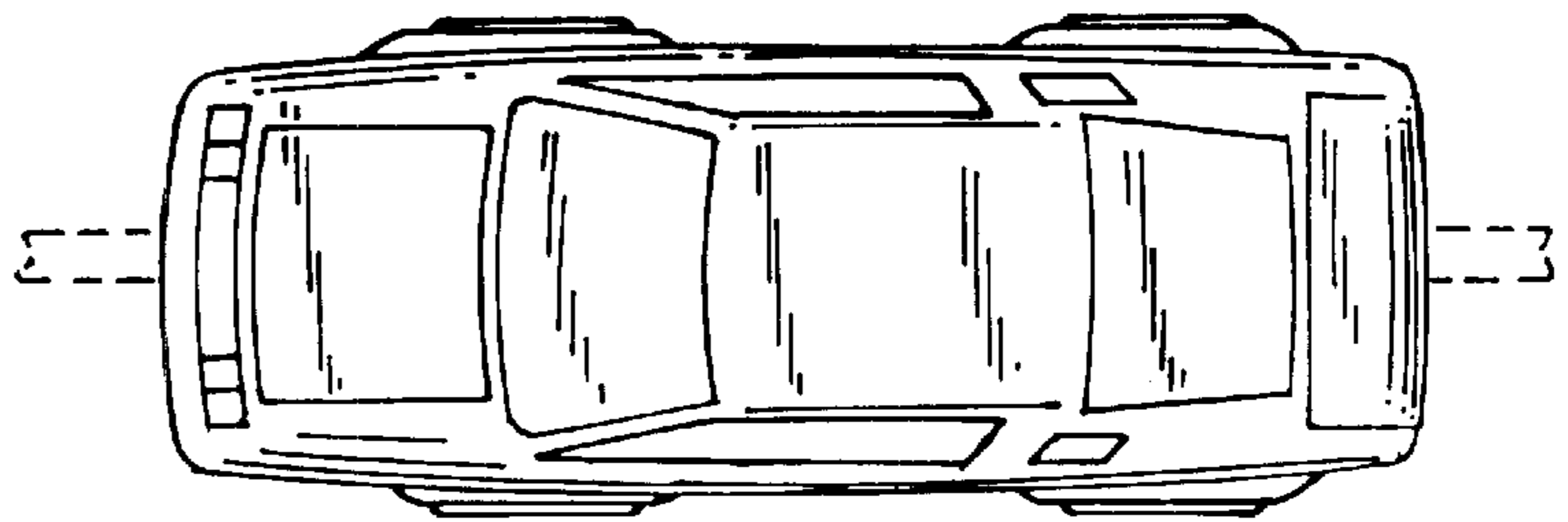


FIG. 2




FIG. 3




FIG. 4




FIG. 5




FIG. 6

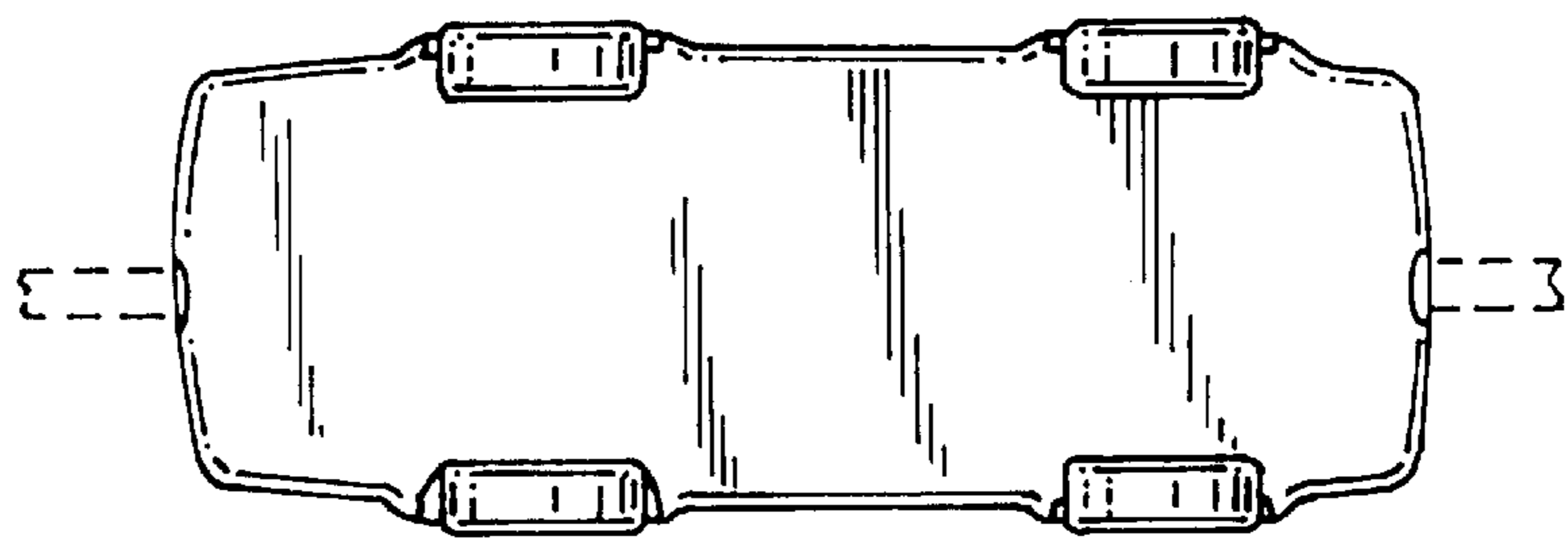


FIG. 7




FIG. 8

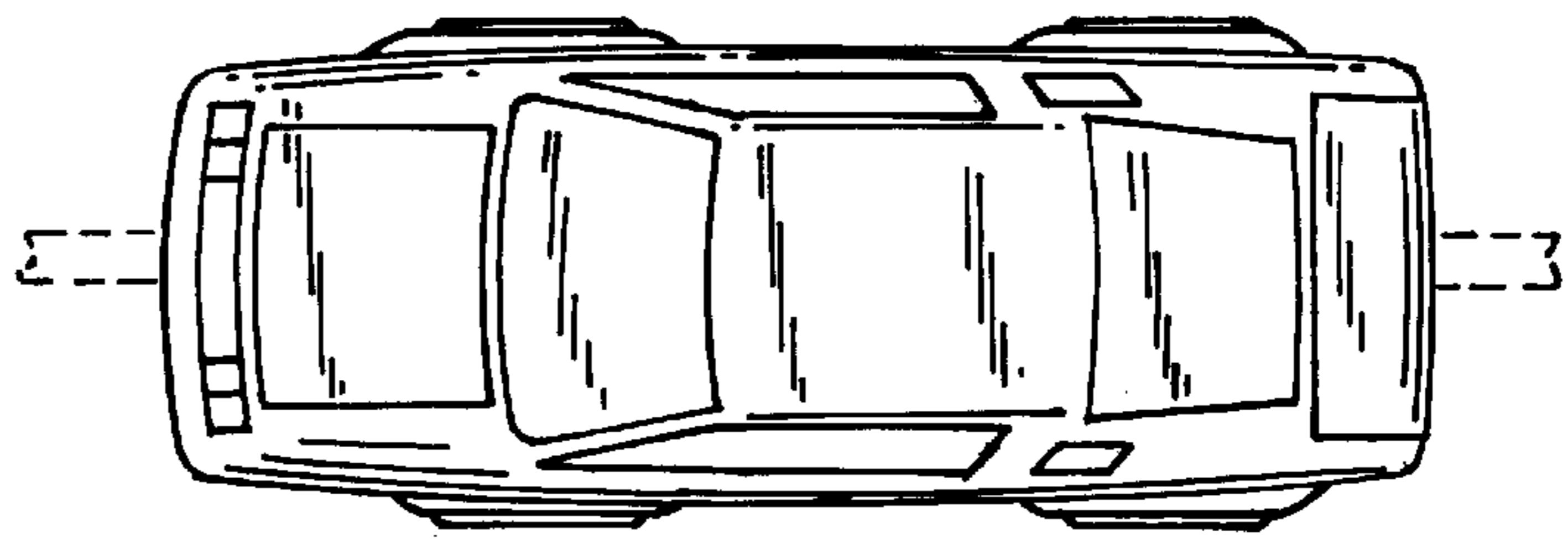


FIG. 9




FIG. 10




FIG. 11




FIG. 12




FIG. 13

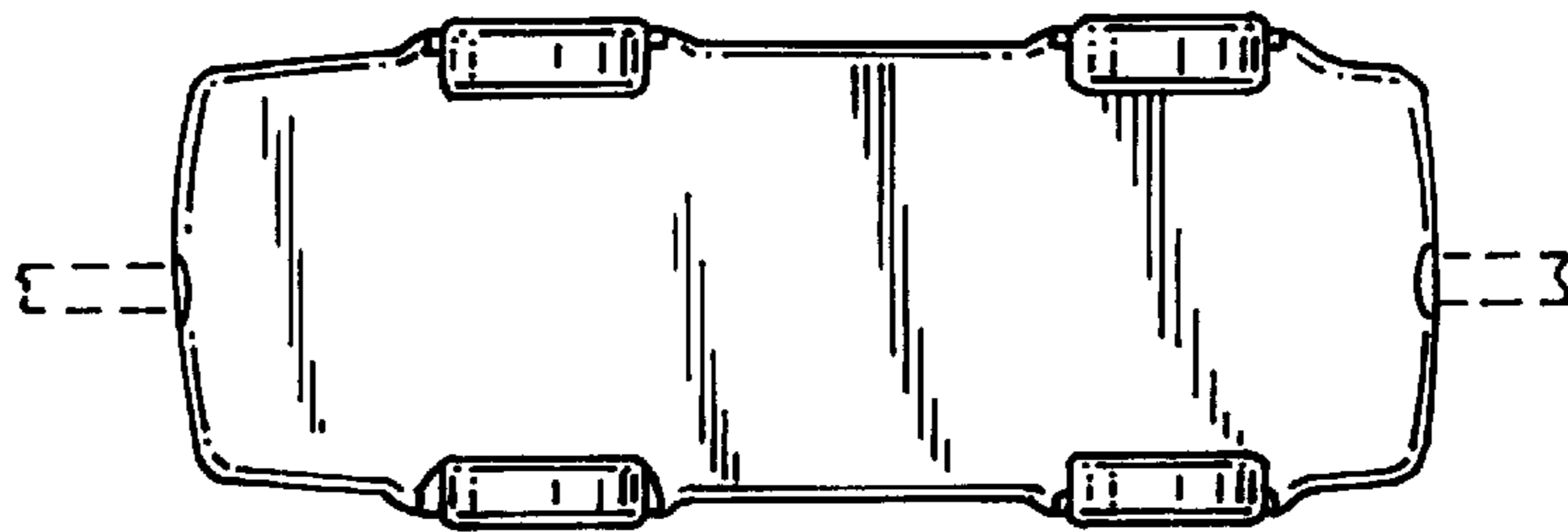


FIG. 14