



US00D467829S

(12) **United States Design Patent**  
**Novak**

(10) **Patent No.:** **US D467,829 S**

(45) **Date of Patent:** **\*\* Dec. 31, 2002**

(54) **CRYSTAL DISPLAY**

(75) Inventor: **Karl Novak**, Cranston, RI (US)

(73) Assignee: **Swarovski Consumer Good Limited**,  
Cranston, RI (US)

(\*\*) Term: **14 Years**

(21) Appl. No.: **29/141,329**

(22) Filed: **May 3, 2001**

(51) **LOC (7) Cl.** ..... **11-01**

(52) **U.S. Cl.** ..... **D11/79**

(58) **Field of Search** ..... D11/1, 2, 7, 8,  
D11/40-45, 79-86, 91; 63/13, 21, 23, 26-31

(56) **References Cited**

**U.S. PATENT DOCUMENTS**

248,785 A \* 10/1881 Pardee ..... 63/26  
D289,388 S \* 4/1987 Gatsos ..... D11/86

**OTHER PUBLICATIONS**

Spiegel Holiday 1997, p. 118 item "K" Pendant.\*  
GZ Feb. 1998, p. 175 Pendant with square stone.\*

\* cited by examiner

*Primary Examiner*—Louis S. Zarfaz

*Assistant Examiner*—Deanne Levy

(74) *Attorney, Agent, or Firm*—Perkins, Smith & Cohen,  
LLP; Jerry Cohen; Peter J. Borghetti

(57) **CLAIM**

The ornamental design for a crystal display, as shown and described.

**DESCRIPTION**

FIG. 1 is a front plane view of a crystal display showing my new design, back view being a mirror image thereof;

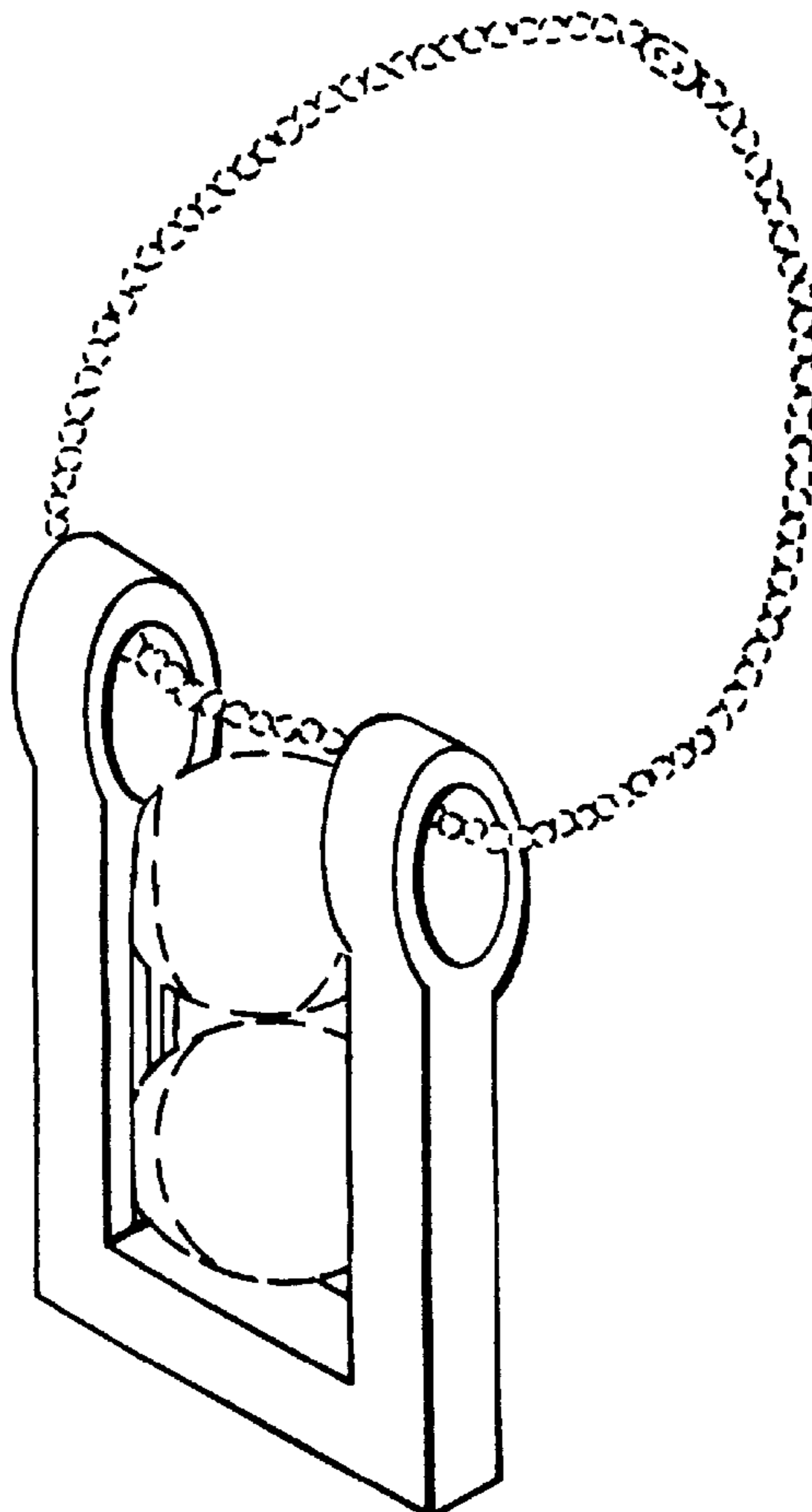
FIG. 2 is a side view thereof, opposite side being a mirror image thereof;

FIG. 3 is a perspective view thereof; and,

FIG. 4 is a perspective view thereof showing the crystals and chain in a position of use.

The broken line showing of the crystal and chain is for illustrative purposes only and forms no part of the claimed design.

**1 Claim, 1 Drawing Sheet**






FIG. 1

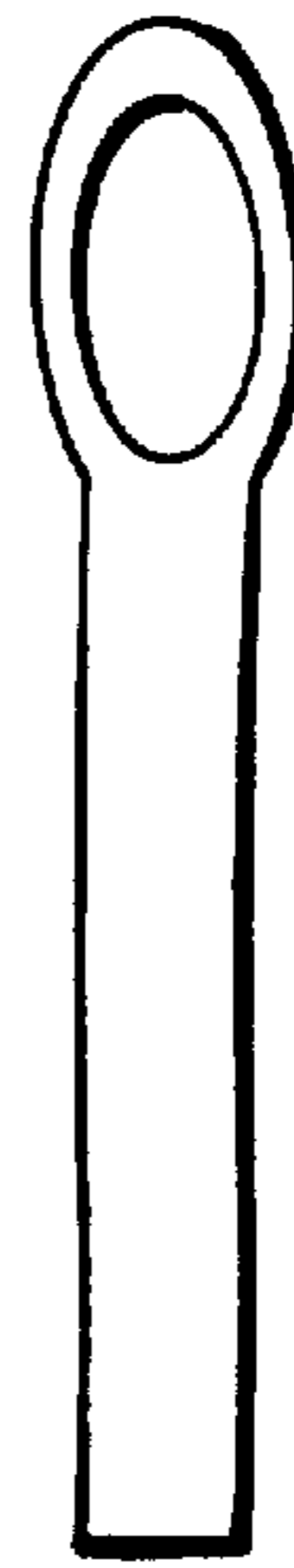


FIG. 2

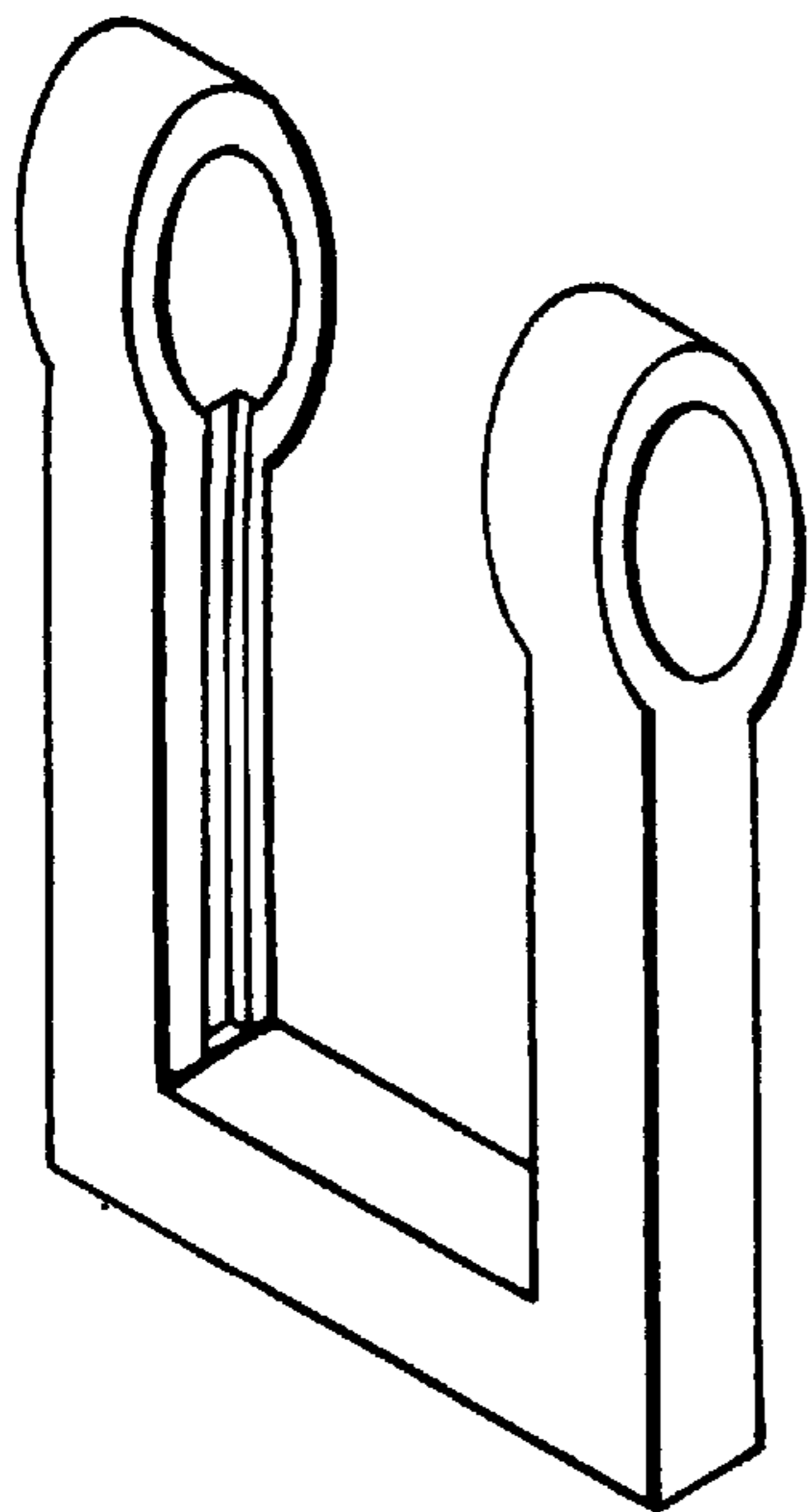


FIG. 3

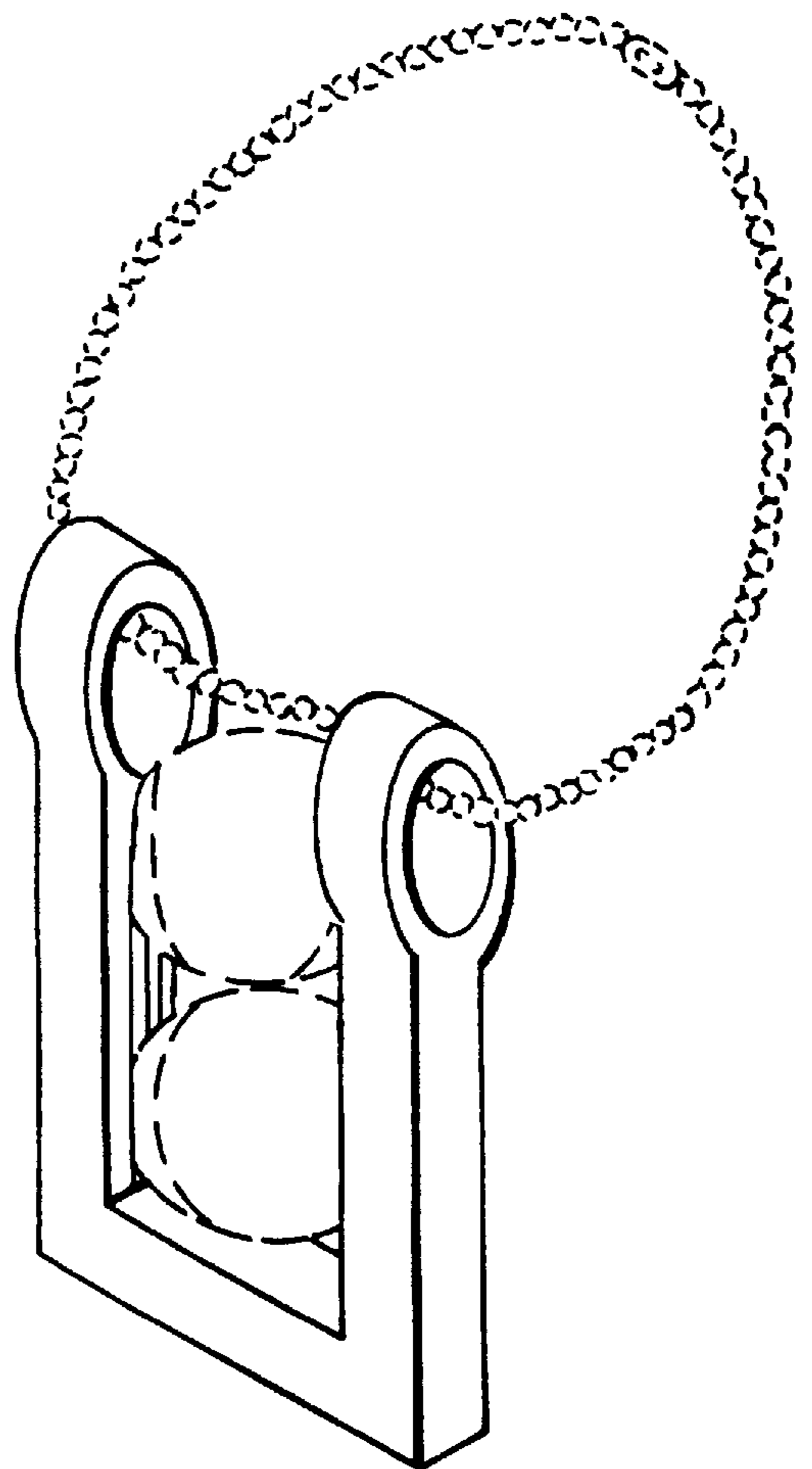


FIG. 4