



US00D467827S

(12) **United States Design Patent**
Bach et al.

(10) **Patent No.:** **US D467,827 S**

(45) **Date of Patent:** **** Dec. 31, 2002**

(54) **WATCHBAND**

(75) Inventors: **Michael Bach**, Bienne (CH); **Denis Lüscher**, Grenchen (CH)

(73) Assignee: **Rado Uhren AG**, Lengnau (CH)

(**) Term: **14 Years**

(21) Appl. No.: **29/144,496**

(22) Filed: **Jul. 2, 2001**

Related U.S. Application Data

(62) Division of application No. 29/129,019, filed on Sep. 1, 2000, now Pat. No. Des. 455,081.

(30) **Foreign Application Priority Data**

Mar. 1, 2000 (XH) 050 972

(51) **LOC (7) Cl.** **11-01**

(52) **U.S. Cl.** **D11/21**

(58) **Field of Search** D11/1-25, 93,
D11/94; 59/78-84; 63/1.1-5.2; D10/32;
224/175

(56) **References Cited**

U.S. PATENT DOCUMENTS

D178,934 S * 9/1956 Rodriguez D11/21

D256,570 S * 8/1980 Young D11/25
D284,951 S * 8/1986 Chodat D11/4
D323,994 S * 2/1992 Tanikawa D10/32
D336,445 S * 6/1993 Cowan D11/21
D436,046 S * 1/2001 Giardiello D10/32
D451,409 S * 12/2001 Giardiello D10/32
D451,410 S * 12/2001 Giardiello D10/32

* cited by examiner

Primary Examiner—Ralf Seifert

(74) *Attorney, Agent, or Firm*—Collen IP; Robert McDermott, Esq.

(57) **CLAIM**

The ornamental design for a watchband, as shown and described in FIGS. 1-5.

DESCRIPTION

FIG. 1 is a top plan view of a watchband showing my new design;

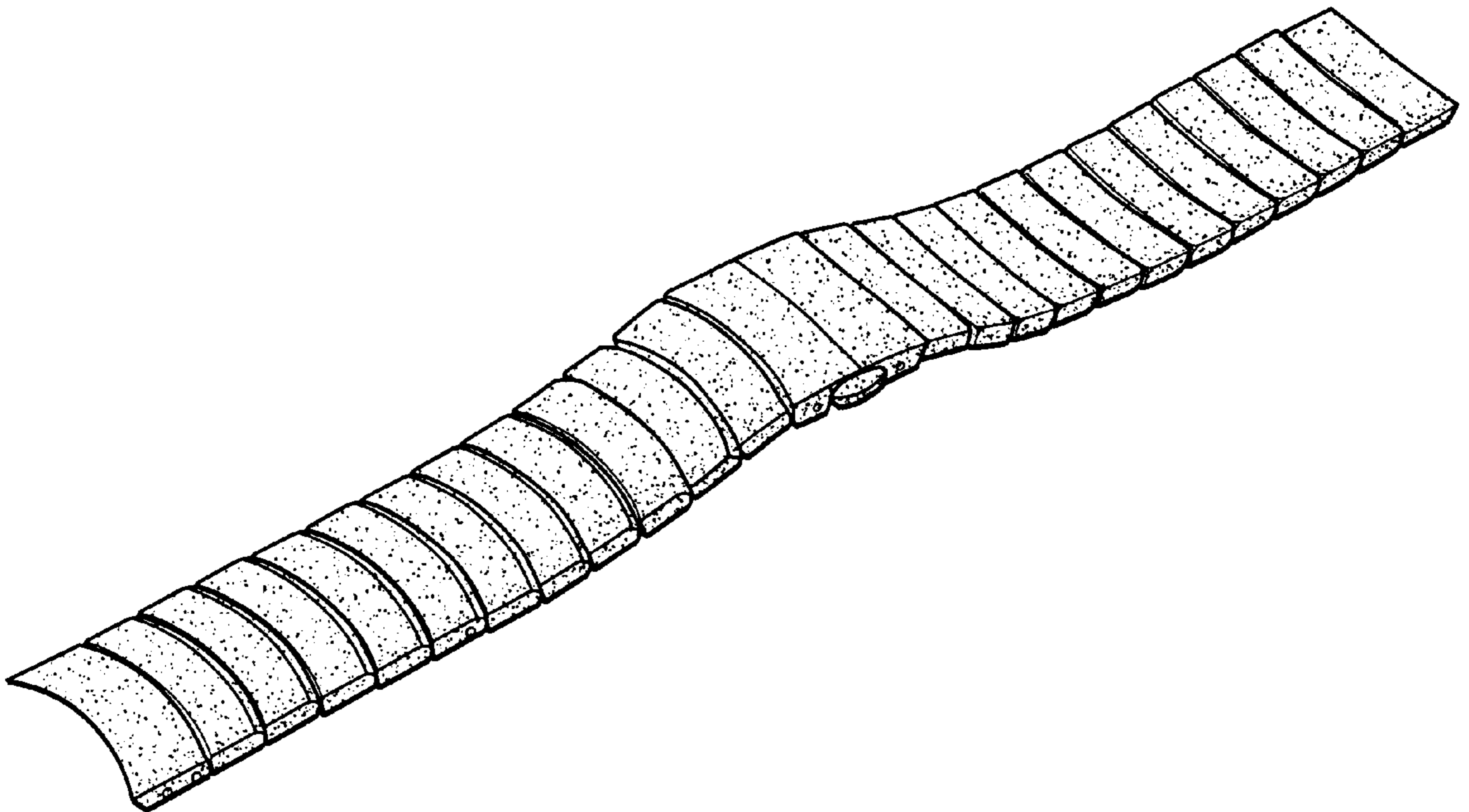
FIG. 2 is a bottom plan view;

FIG. 3 is a left side elevational view;

FIG. 4 is a right side elevational view; and,

FIG. 5 is a perspective view.

1 Claim, 3 Drawing Sheets



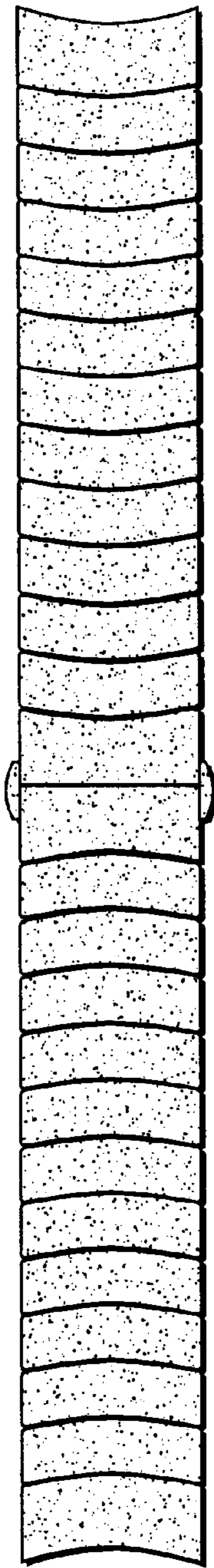


Fig. 1

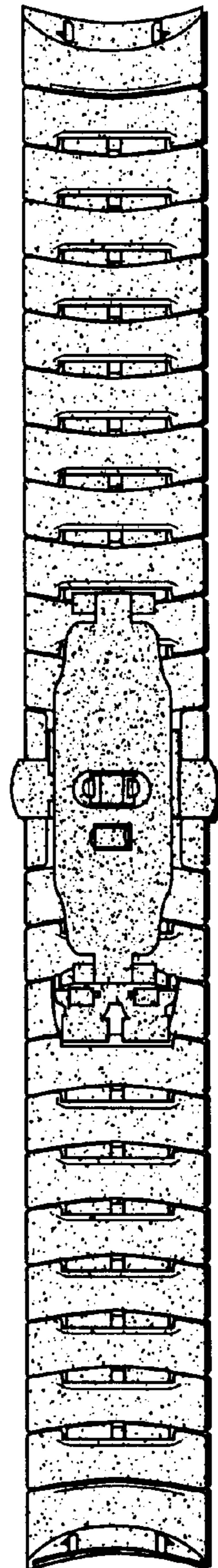


Fig. 2

Fig. 3

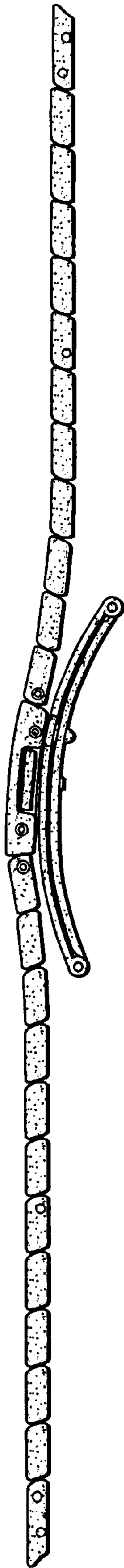
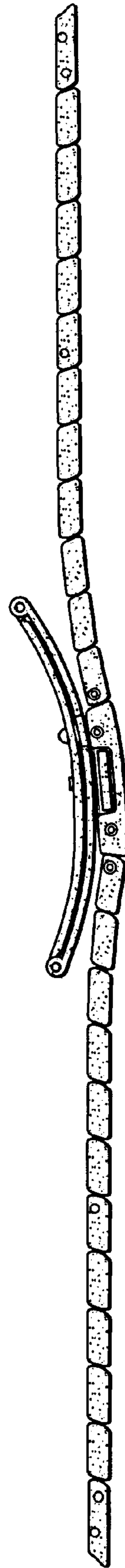


Fig. 4



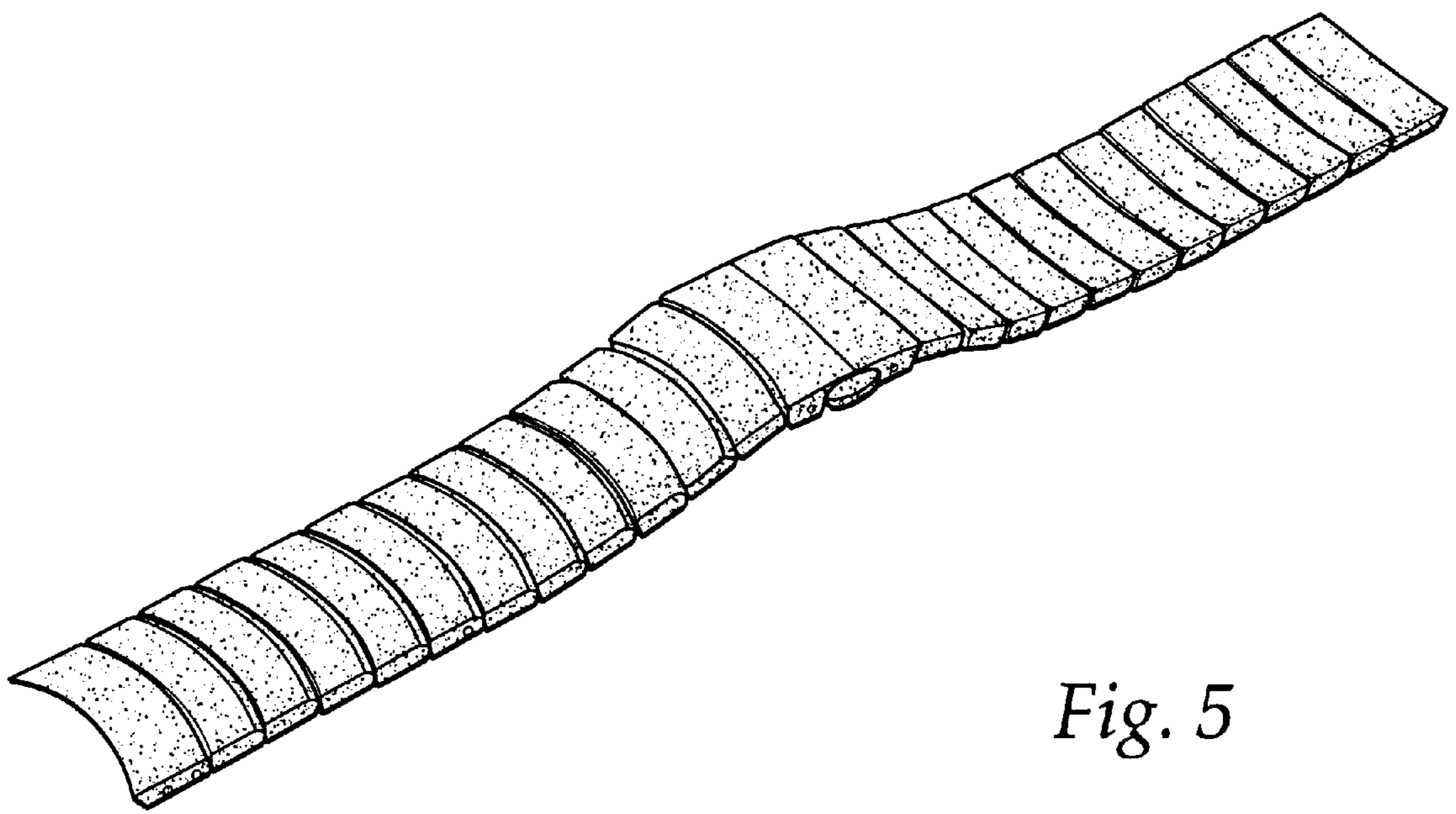


Fig. 5