



US00D467819S

(12) **United States Design Patent**
Tang

(10) **Patent No.:** **US D467,819 S**

(45) **Date of Patent:** **** Dec. 31, 2002**

(54) **CLIP-ON STOP WATCH**

(75) Inventor: **Lai Chun Tang**, Kowloon (CN)

(73) Assignee: **Sweda Limited**, Kowloon (CN)

(**) Term: **14 Years**

(21) Appl. No.: **29/158,887**

(22) Filed: **Apr. 11, 2002**

(51) **LOC (7) Cl.** **10-03**

(52) **U.S. Cl.** **D10/30**

(58) **Field of Search** D10/1-40, 122-132,
D10/68; 368/96-100, 107-121, 276-277,
285, 316, 317, 10; 200/38 R, 80; 307/141.13,
141.1

(56) **References Cited**

U.S. PATENT DOCUMENTS

D287,699 S	*	1/1987	Morris	D10/40
D318,236 S	*	7/1991	Hiles	D10/30
5,091,895 A	*	2/1992	Chatwin et al.	368/6
D362,398 S	*	9/1995	Gebhardt	D10/57
D370,406 S	*	6/1996	Tsai	D8/382
D383,681 S	*	9/1997	Chiappetta et al.	D10/40
D430,040 S	*	8/2000	Fox et al.	D10/30

D432,027 S * 10/2000 Fox et al. D10/31

D449,007 S * 10/2001 McPadden D10/31

D457,075 S * 5/2002 Tschumy D10/30

* cited by examiner

Primary Examiner—Nelson C. Holtje

(74) *Attorney, Agent, or Firm*—Alix, Yale & Ristas, LLP

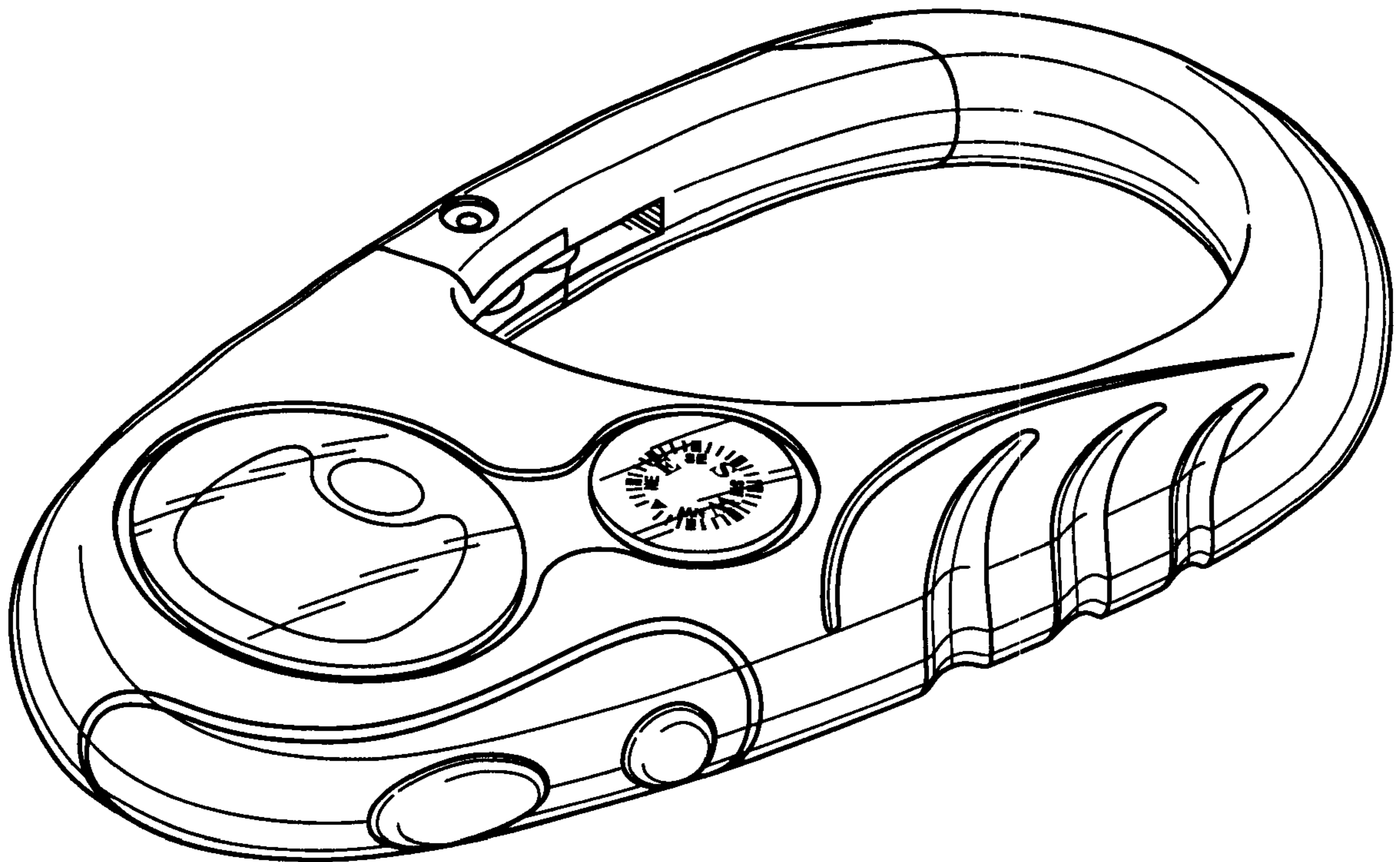
(57) **CLAIM**

The ornamental design for a clip-on stop watch, as shown and described.

DESCRIPTION

FIG. 1 is a front perspective view of the clip-on stop watch showing my new design;
FIG. 2 is a front view of the clip-on stop watch of FIG. 1;
FIG. 3 is a left side view of the clip-on stop watch of FIG. 1;
FIG. 4 is a top plan view of the clip-on stop watch of FIG. 1;
FIG. 5 is a rear view of the clip-on stop watch of FIG. 1;
FIG. 6 is a right side view of the clip-on stop watch of FIG. 1; and,
FIG. 7 is a bottom plan view of the clip-on stop watch of FIG. 1.

1 Claim, 3 Drawing Sheets



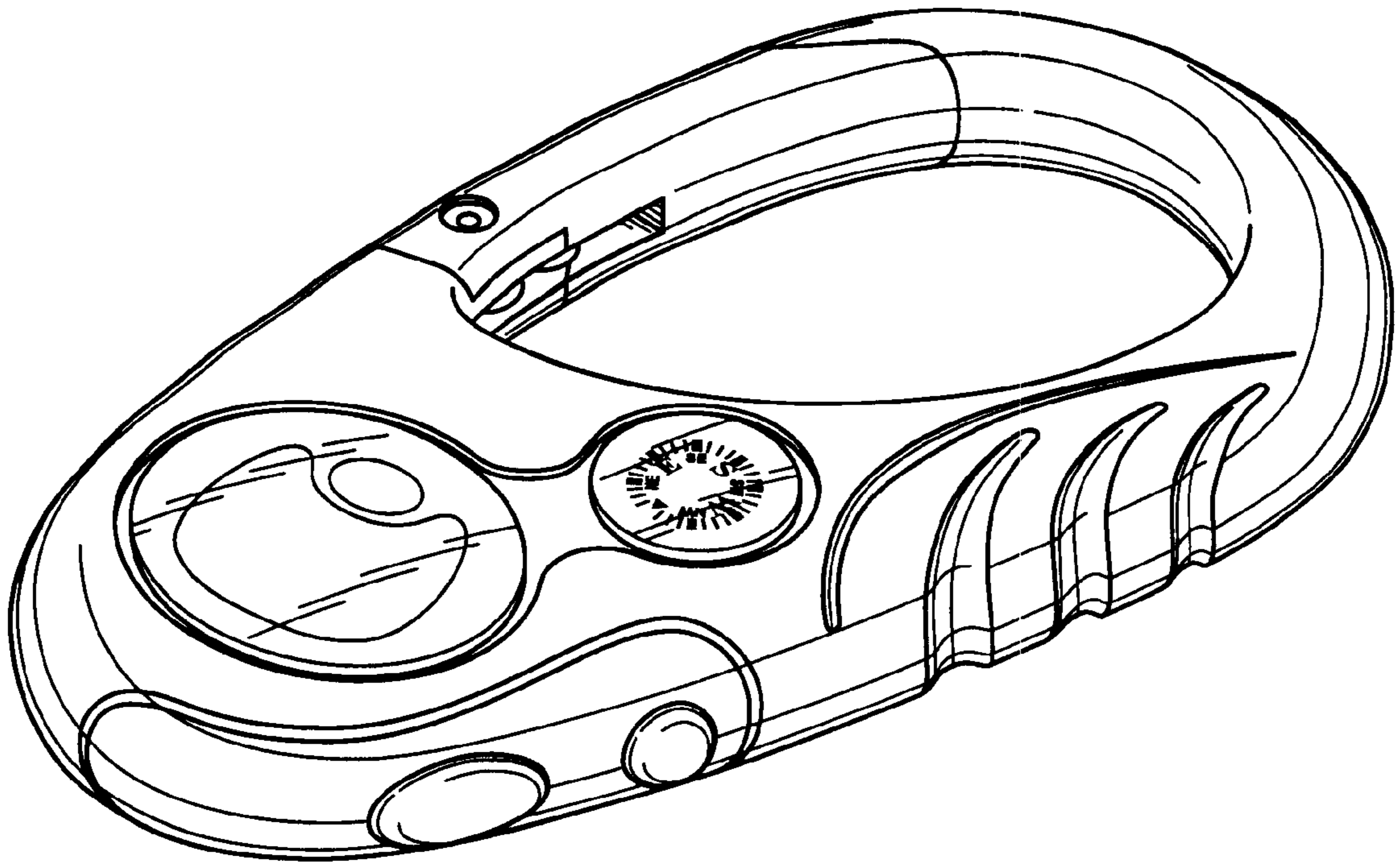


FIG. 1

FIG. 4


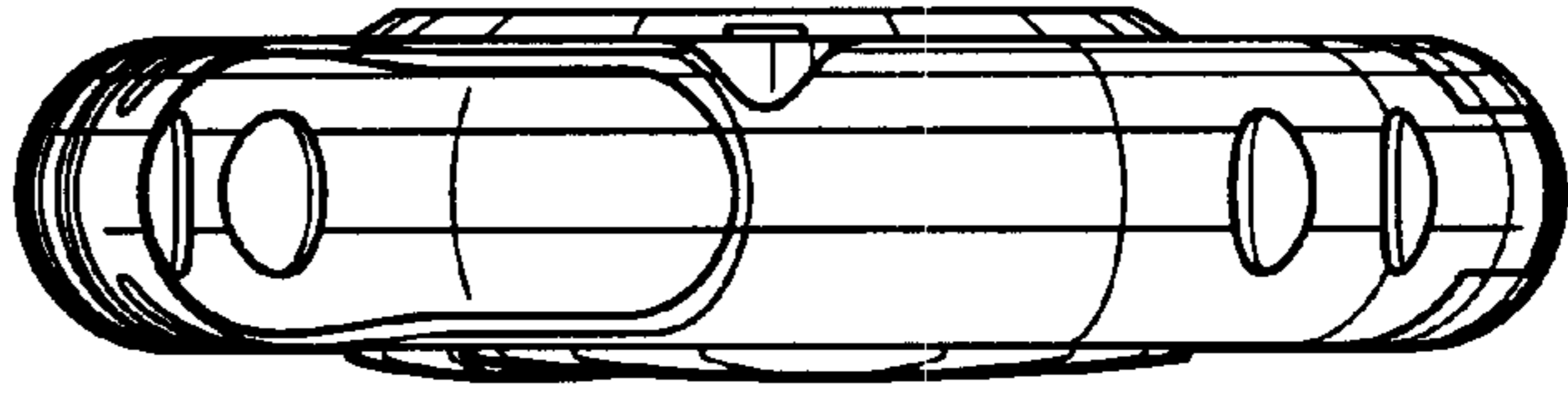


FIG. 3

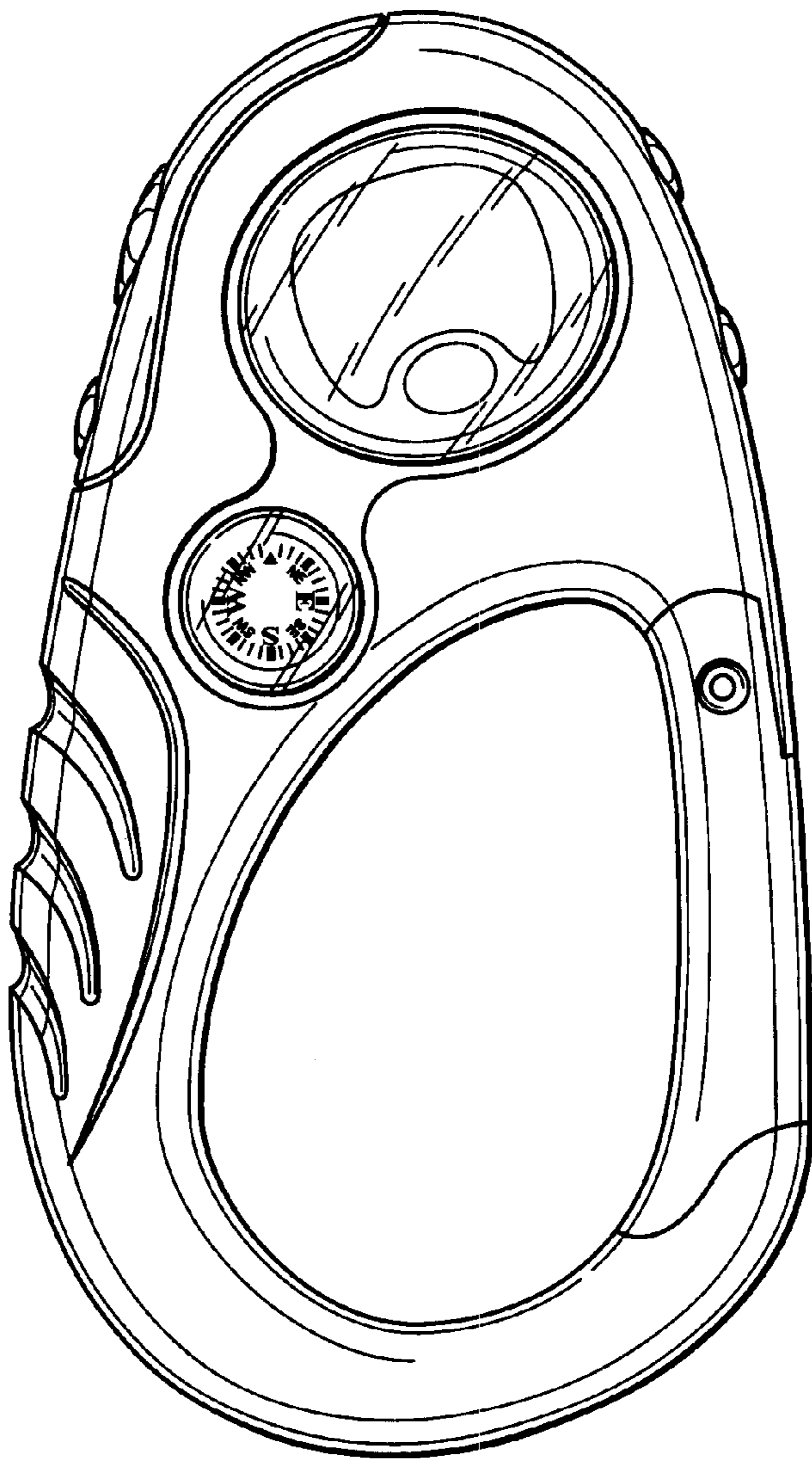


FIG. 2

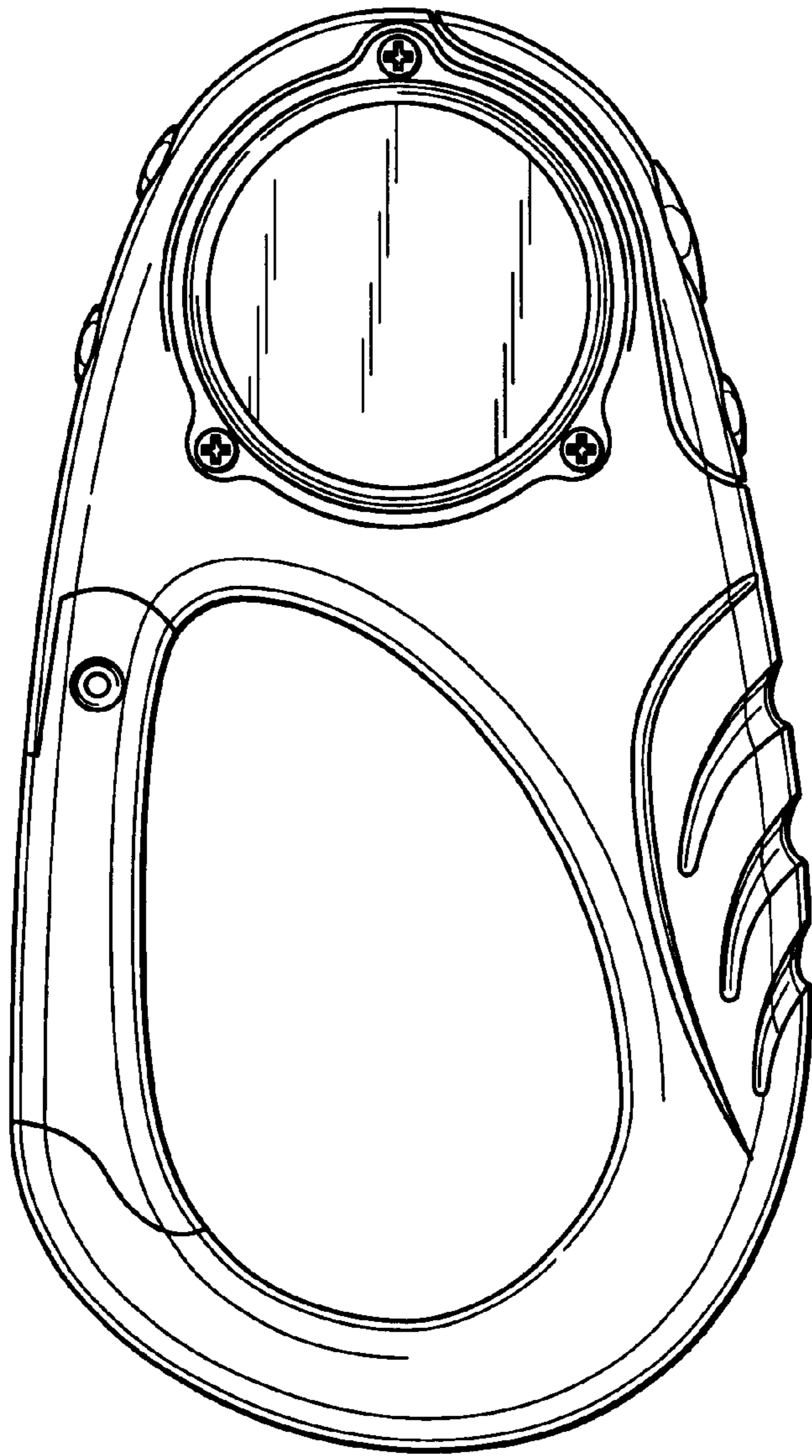


FIG. 5

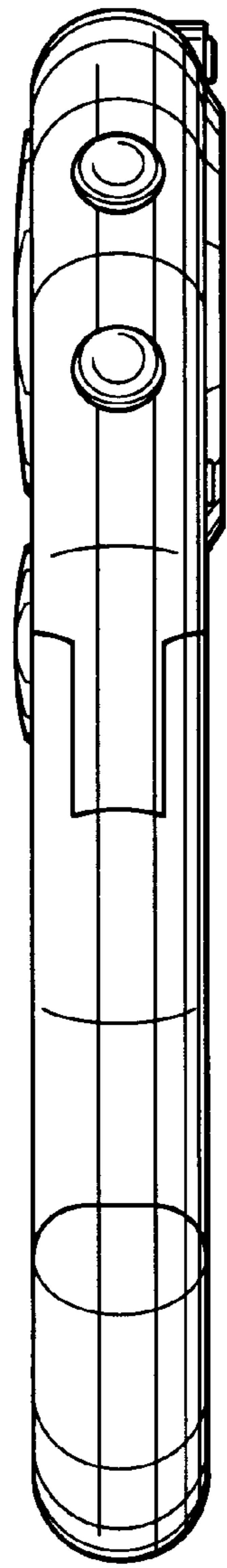


FIG. 6




FIG. 7