

US00D467814S

(12) **United States Design Patent**
Davis et al.

(10) **Patent No.:** **US D467,814 S**

(45) **Date of Patent:** **** Dec. 31, 2002**

(54) **BOTTLE BODY**

(75) Inventors: **Craig Allen Davis**, Canton, MI (US);
Jamie Black Doehrmann, Medina, OH (US); **Richard Allan Lovelace**, Akron, OH (US)

(73) Assignee: **Plastipak Packaging, Inc.**, Plymouth, MI (US)

(**) Term: **14 Years**

(21) Appl. No.: **29/161,074**

(22) Filed: **May 21, 2002**

Related U.S. Application Data

(63) Continuation-in-part of application No. 29/142,254, filed on May 21, 2001.

(51) **LOC (7) Cl.** **09-01**

(52) **U.S. Cl.** **D9/542; D9/569**

(58) **Field of Search** D9/300, 520, 522, D9/523, 529, 530, 531, 538, 541-543, 549, 550, 551, 552, 554, 556, 558, 559, 563, 564, 565, 567, 569, 571, 574, 575; 215/381-385, 398, 396, 400

(56) **References Cited**

U.S. PATENT DOCUMENTS

D187,959 S 5/1960 Landor
D190,397 S 5/1961 Worthington
D196,389 S 9/1963 Mason et al.

D226,169 S 1/1973 Bielicki et al.

D263,026 S 2/1982 Beechuk et al.

D324,999 S 3/1992 Zogg et al.

5,156,285 A 10/1992 Zogg et al.

D337,525 S 7/1993 Collette et al.

D344,896 S 3/1994 Zogg et al.

D352,460 S 11/1994 Sherman et al.

D357,187 S 4/1995 Sherman

D364,092 S 11/1995 Feen

D382,479 S 8/1997 D'Amico et al.

D441,297 S 5/2001 Albright et al.

Primary Examiner—Ted Shooman

Assistant Examiner—Carol Rademaker

(74) *Attorney, Agent, or Firm*—Rader, Fishman & Grauer PLLC

(57) **CLAIM**

The ornamental design for a bottle body, as shown and described.

DESCRIPTION

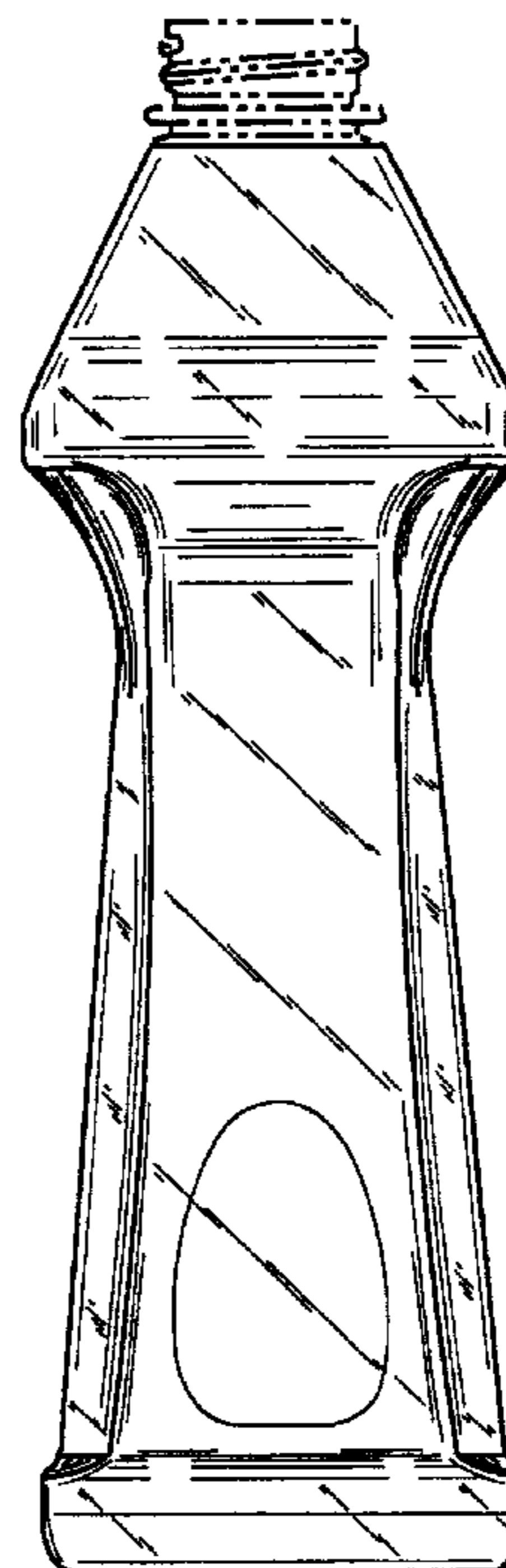
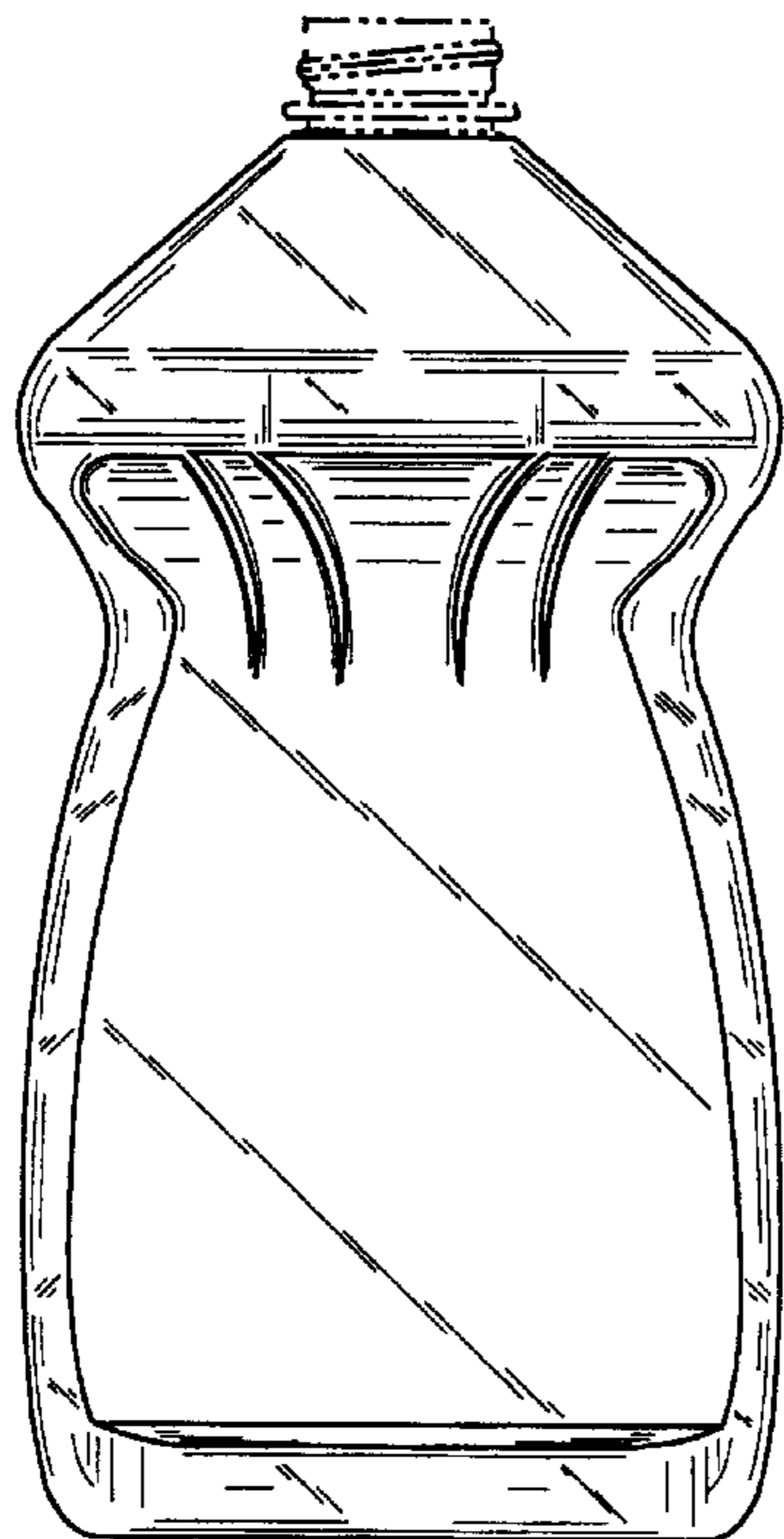
FIG. 1 is a perspective view of the bottle body looking downwardly from the front and right of the bottle body;

FIG. 2 front elevation view of the bottle body, the rear elevation view being a mirror image of the front elevation view shown;

FIG. 3 is a right side elevation view of the bottle body, the side opposite being a mirror image of the side shown; and, FIG. 4 is a bottom plan view of the bottle body.

The broken lines in the drawings are for illustrative purposes only and do not form a part of the claimed design.

1 Claim, 2 Drawing Sheets



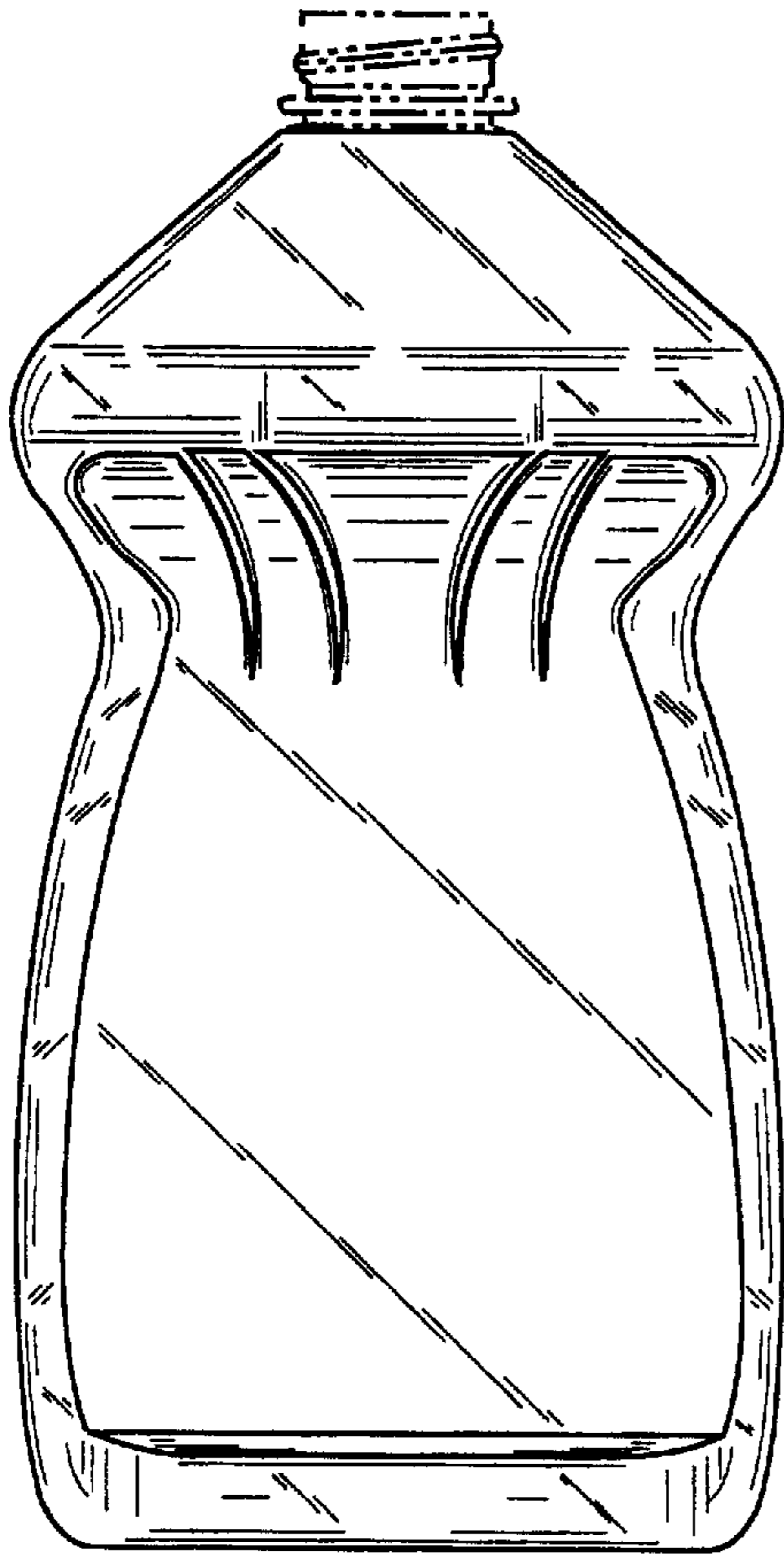


Fig. 2

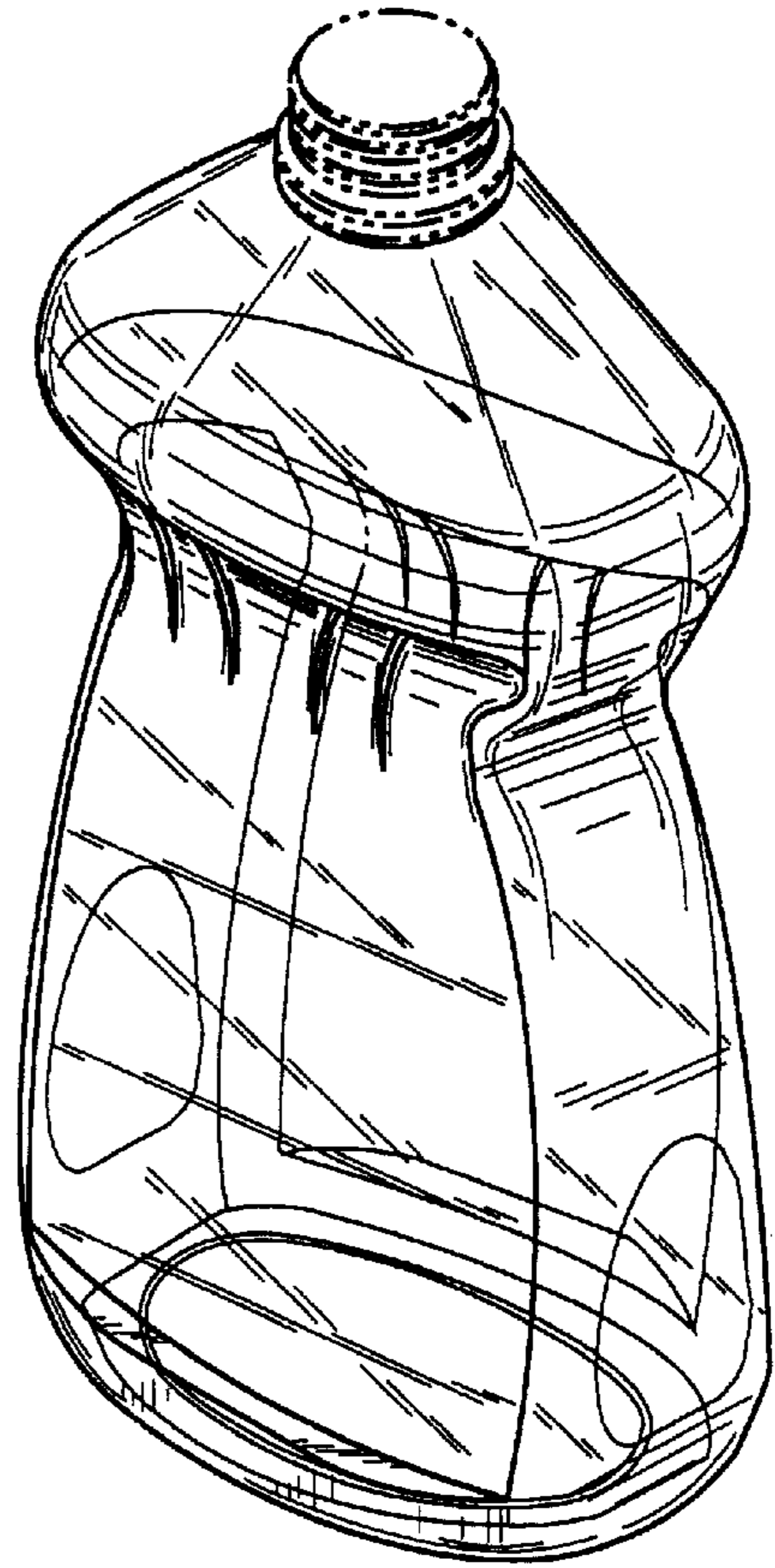


Fig. 1

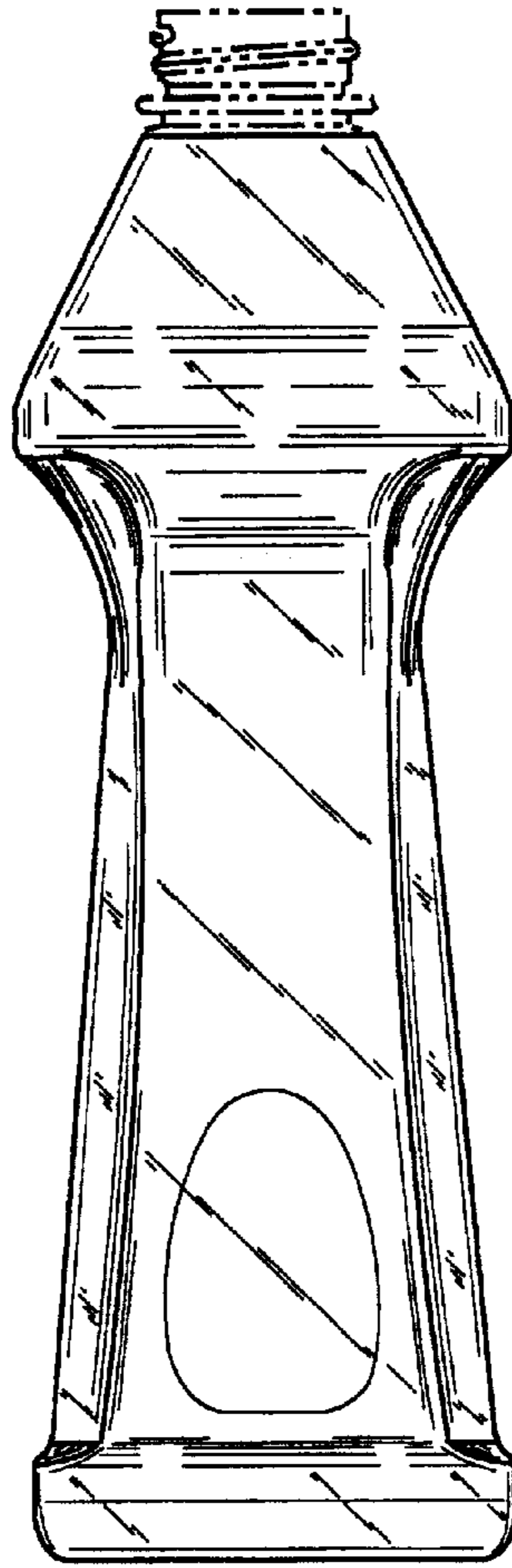


Fig. 3

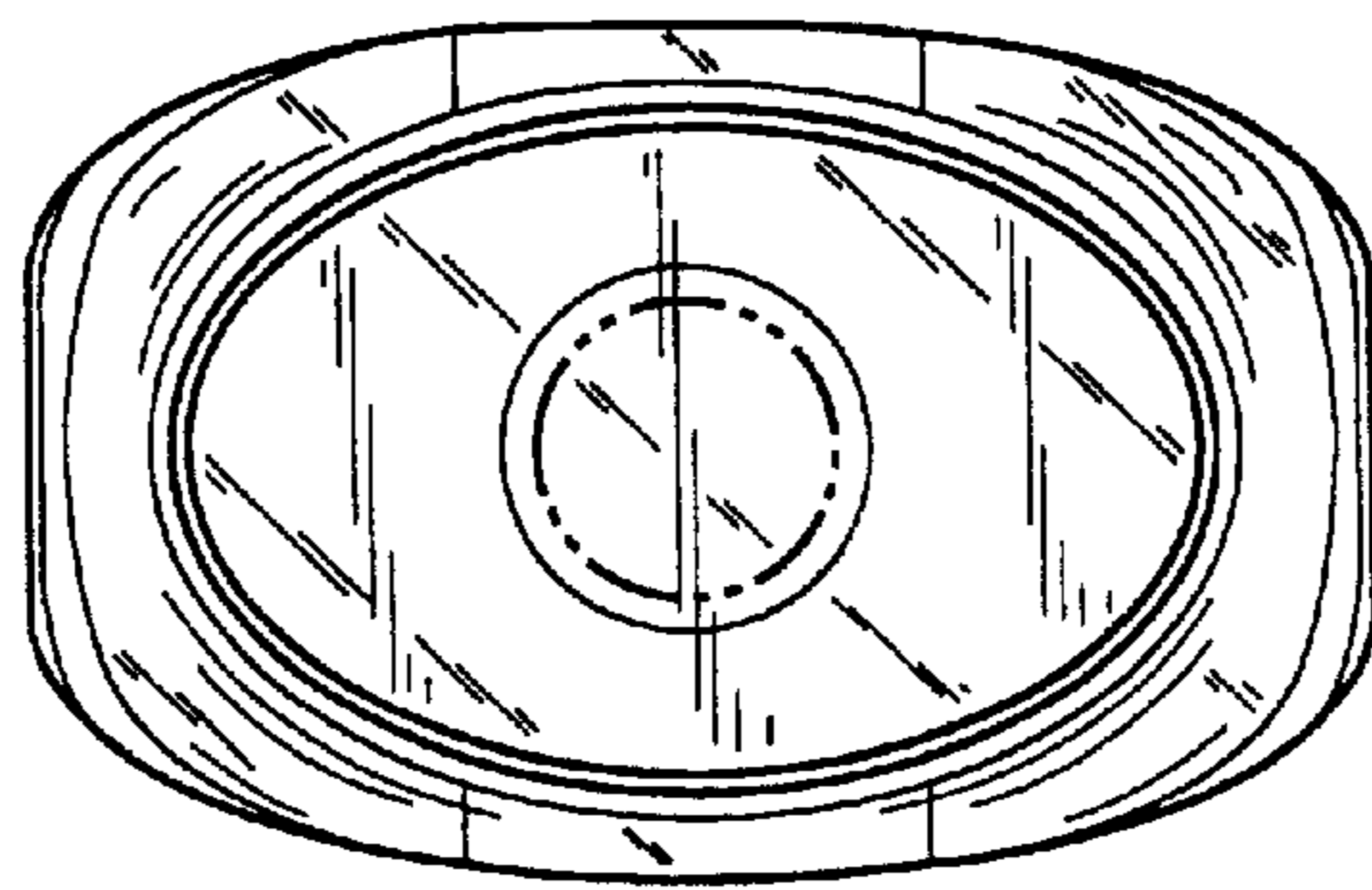


Fig. 4