



US00D467803S

(12) **United States Design Patent**
Brown et al.

(10) **Patent No.:** **US D467,803 S**

(45) **Date of Patent:** **** Dec. 31, 2002**

(54) **CAP**

(75) Inventors: **Dennis B. Brown**, Logan, UT (US);
Breon J. Robertson, Logan, UT (US)

(73) Assignee: **Nalgae Nunc International Corporation**, Rochester, NY (US)

(**) Term: **14 Years**

(21) Appl. No.: **29/152,305**

(22) Filed: **Dec. 13, 2001**

(51) **LOC (7) Cl.** **09-07**

(52) **U.S. Cl.** **D9/443; D9/435**

(58) **Field of Search** D9/435, 443, 451,
D9/331; 220/288-290; 215/305

(56) **References Cited**

U.S. PATENT DOCUMENTS

D152,005 S	*	12/1948	Lewis	D9/331
D258,201 S	*	2/1981	Cassini	D9/331
D271,805 S		12/1983	Larkin et al.		
D296,081 S	*	6/1988	Kuboshima	D9/443

5,125,919 A		6/1992	Miller et al.		
5,259,844 A		11/1993	Bilstad et al.		
D351,793 S	*	10/1994	Stoller	D9/443
5,806,726 A		9/1998	Ho		
6,039,305 A		3/2000	Hoskins et al.		
6,253,942 B1	*	7/2001	Elias	215/305

* cited by examiner

Primary Examiner—Dominic Simone

(74) *Attorney, Agent, or Firm*—Holme Roberts & Owen LLP

(57) **CLAIM**

The ornamental design for the cap, as shown and described.

DESCRIPTION

FIG. 1 is a front perspective view of a cap of our new design which cap is for use with a flexible bottle, one form of which is shown in phantom;

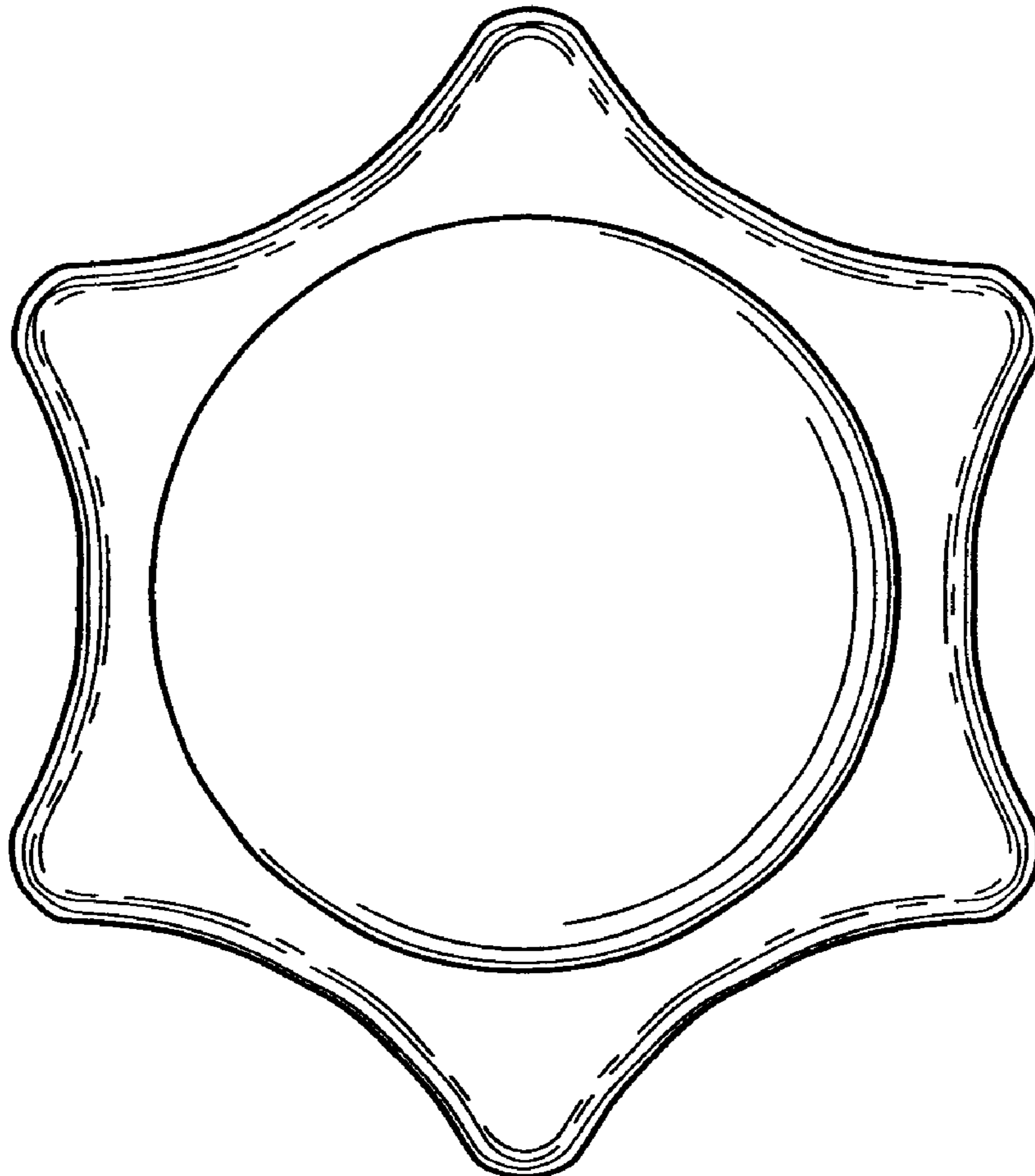
FIG. 2 is a top plan view of the cap of FIG. 1;

FIG. 3 is a bottom plan view of the cap of FIG. 1;

FIG. 4 is one side view of the cap of FIG. 1; and,

FIG. 5 is another side view of the cap of FIG. 1.

1 Claim, 2 Drawing Sheets



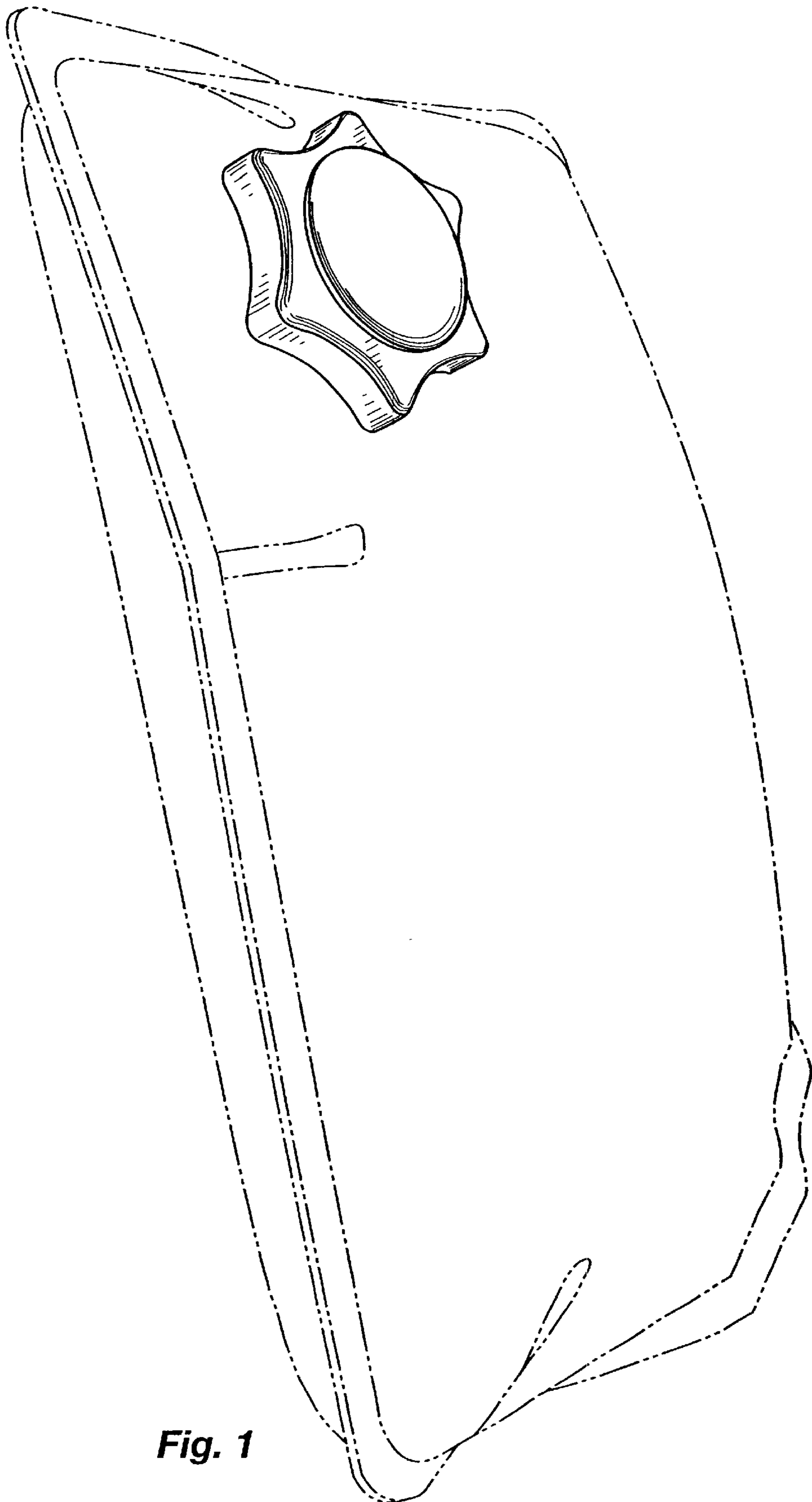


Fig. 1

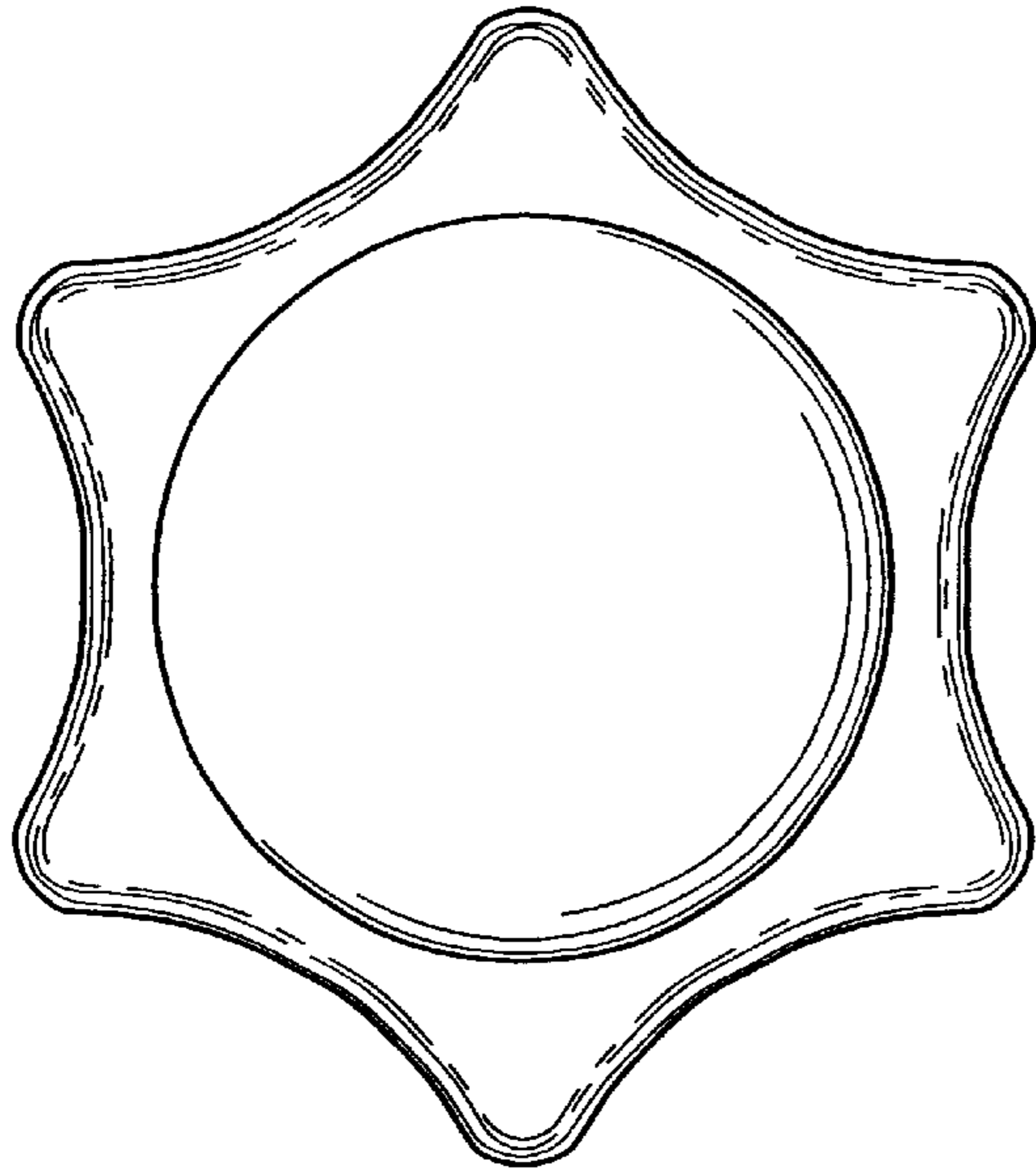


Fig. 2




Fig. 3




Fig. 4




Fig. 5