

US00D467802S

(12) **United States Design Patent**
Amundson

(10) **Patent No.:** **US D467,802 S**

(45) **Date of Patent:** **** Dec. 31, 2002**

(54) **BAG CLOSURE DEVICE**

(76) Inventor: **R. Sean Amundson**, 1071 6th Ave., No. 213, San Diego, CA (US) 92101

(**) Term: **14 Years**

(21) Appl. No.: **29/152,205**

(22) Filed: **Nov. 30, 2001**

(51) **LOC (7) Cl.** **09-07**

(52) **U.S. Cl.** **D9/443; D9/435**

(58) **Field of Search** D9/434, 435, 443, D9/499, 305; 24/30.5 R-30.5 L

(56) **References Cited**

U.S. PATENT DOCUMENTS

2,586,931	A	*	2/1952	Gammon	24/30.5	R
3,141,221	A	*	7/1964	Faulls, Jr.	24/30.5	R
3,481,007	A	*	12/1969	Scarritt, Jr.	24/30.5	L
D264,689	S	*	6/1982	Miller	D9/434	
4,356,600	A		11/1982	Welch			
4,394,791	A		7/1983	Groth			
4,486,923	A		12/1984	Briggs			
4,835,820	A		6/1989	Robbins, III			
4,871,264	A		10/1989	Robbins, III et al.			
4,925,318	A		5/1990	Sorensen			
4,947,523	A		8/1990	Robbins, III et al.			
5,152,034	A		10/1992	Konings et al.			
D331,364	S		12/1992	Barker et al.			
5,189,765	A		3/1993	Singhal			
5,356,222	A		10/1994	Kettner et al.			
D372,674	S		8/1996	Weber et al.			

D375,045	S		10/1996	Weber et al.			
5,600,978	A		2/1997	Netto			
D384,459	S	*	9/1997	Eisenman	D9/434	X
5,664,296	A		9/1997	May			
D391,851	S		3/1998	Joergensen			
D400,439	S		11/1998	Dawson			
5,911,657	A		6/1999	Meiners			
D423,353	S	*	4/2000	Blanchard et al.	D9/435	
6,231,234	B1		5/2001	Gebhardt			
6,286,189	B1		9/2001	Provan et al.			
6,289,561	B1		9/2001	Provan et al.			

* cited by examiner

Primary Examiner—Dominic Simone

(74) *Attorney, Agent, or Firm*—David R Preston & Associates; Ray Wagenknecht

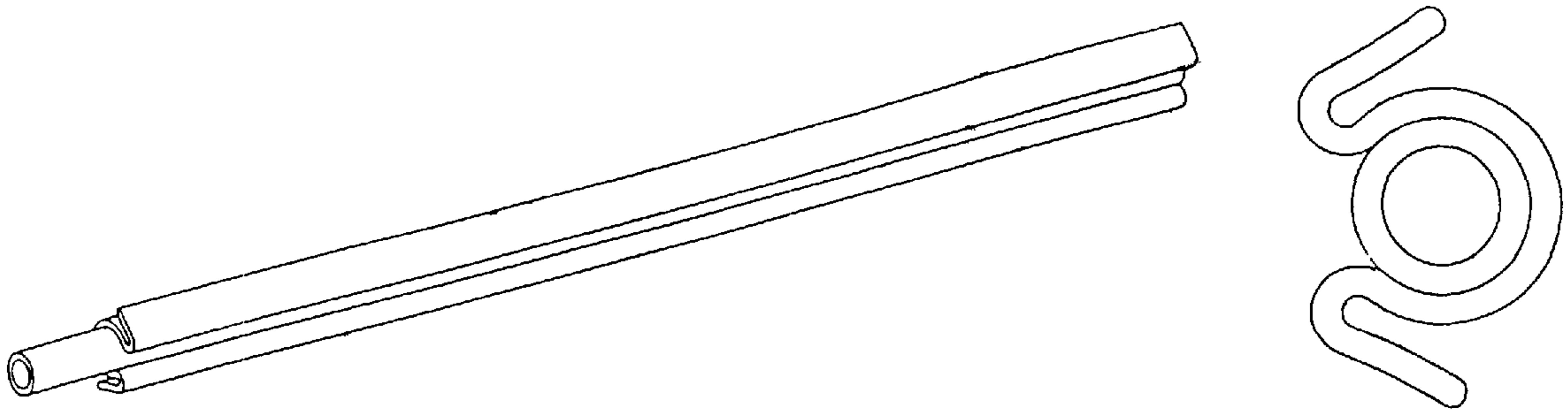
(57) **CLAIM**

I claim the ornamental design for a bag closure device, as shown and described.

DESCRIPTION

FIG. 1 is a perspective view of the present invention; FIG. 2 is a front plan view thereof; FIG. 3 is a rear plan view thereof; FIG. 4 is a top plan view thereof; FIG. 5 is a bottom plan view thereof; FIG. 6 is a right side plan view thereof (enlarged relative to FIG. 1 through FIG. 5, same scale as FIG. 7); and, FIG. 7 is a left side plan view thereof (enlarged relative to FIG. 1 through FIG. 5, same scale as FIG. 6).

1 Claim, 2 Drawing Sheets



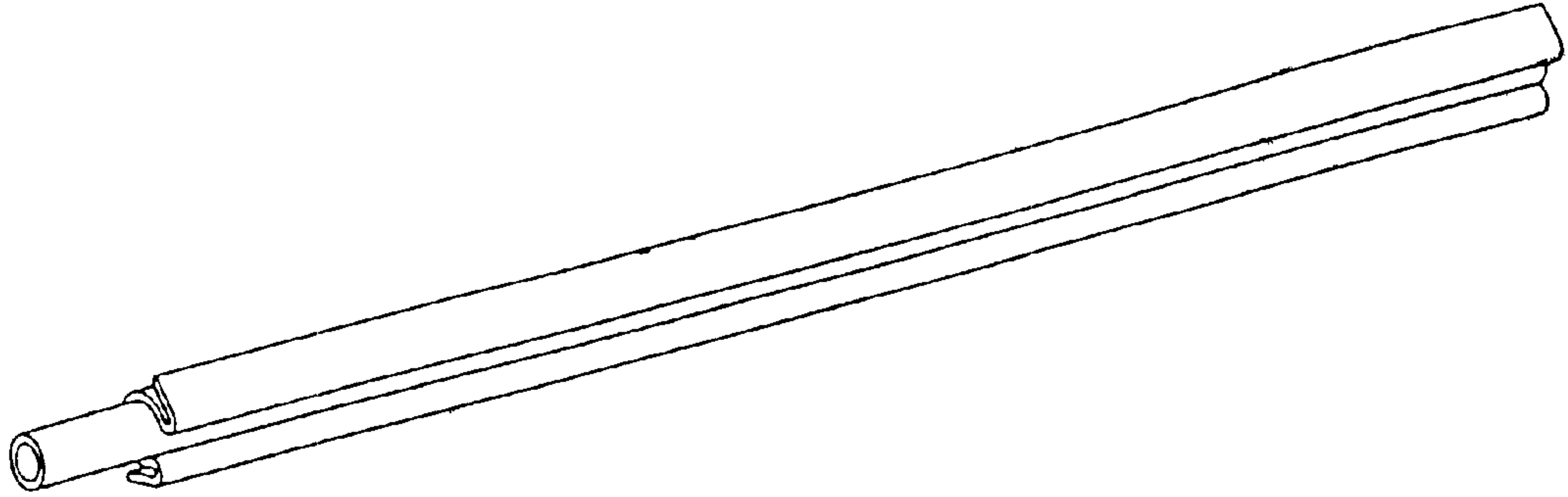


FIG. 1




FIG. 2




FIG. 3



FIG. 4




FIG. 5




FIG. 6




FIG. 7