



US00D467791S

(12) **United States Design Patent**
Goodman et al.

(10) **Patent No.:** **US D467,791 S**

(45) **Date of Patent:** **** Dec. 31, 2002**

(54) **HOOK**

(75) Inventors: **Sheldon H. Goodman**, 30905 Stratford,
Solon, OH (US) 44139; **Kent W.**
Murphy, Wooster, OH (US)

(73) Assignee: **Sheldon H. Goodman**, Solon, OH (US)

(**) Term: **14 Years**

(21) Appl. No.: **29/158,179**

(22) Filed: **Apr. 1, 2002**

(51) **LOC (7) Cl.** **08-05**

(52) **U.S. Cl.** **D8/371; D8/367**

(58) **Field of Search** D8/352, 367, 369,
D8/371, 372, 370, 395; 248/497, 216.1,
489, 301-304, 339, 251, 231.91, 205.3,
218.1-218.3; D6/323; 211/106.01; 24/499,
698.1, 501, 511, 530, 67 R, 67.1, 67.5,
67.7, 67.9, 455, 547; D19/86, 65, 34

(56) **References Cited**

U.S. PATENT DOCUMENTS

1,999,575	A	*	4/1935	Reuter et al.	248/254
2,929,513	A	*	3/1960	Herzberg	211/106.01
2,990,065	A	*	6/1961	Margulis	211/106.1
D242,524	S	*	11/1976	Washburn	D6/323
4,026,510	A	*	5/1977	Holmes	24/698.1
4,613,108	A	*	9/1986	Sundstrom et al.	248/216.1
D296,759	S	*	7/1988	Greenhut et al.	D8/367

5,638,583	A	*	6/1997	Tseng	24/499
D444,053	S		6/2001	Harvey	D8/371
D444,377	S		7/2001	Harvey	D8/371

OTHER PUBLICATIONS

Umbra Inc. catalog p. 104, Item Nos. 318351, 318352, 318353 and p. 105, Item Nos. 318341, 318342, 318343 undated.

* cited by examiner

Primary Examiner—Pamela Burgess

(74) *Attorney, Agent, or Firm*—Pearne & Gordon LLP

(57) **CLAIM**

The ornamental design for a hook, as shown and described.

DESCRIPTION

FIG. 1 is a bottom plan view of a hook showing our new design;

FIG. 2 is a front, side and top perspective view thereof;

FIG. 3 is a left side elevational view thereof, the right side elevational view being a mirror image;


FIG. 4 is a rear elevational view thereof;

FIG. 5 is a front elevational view thereof; and,

FIG. 6 is a top plan view thereof.

The broken-line disclosure of elements in the views is for illustrative purposes only and forms no part of the claimed design.

1 Claim, 1 Drawing Sheet



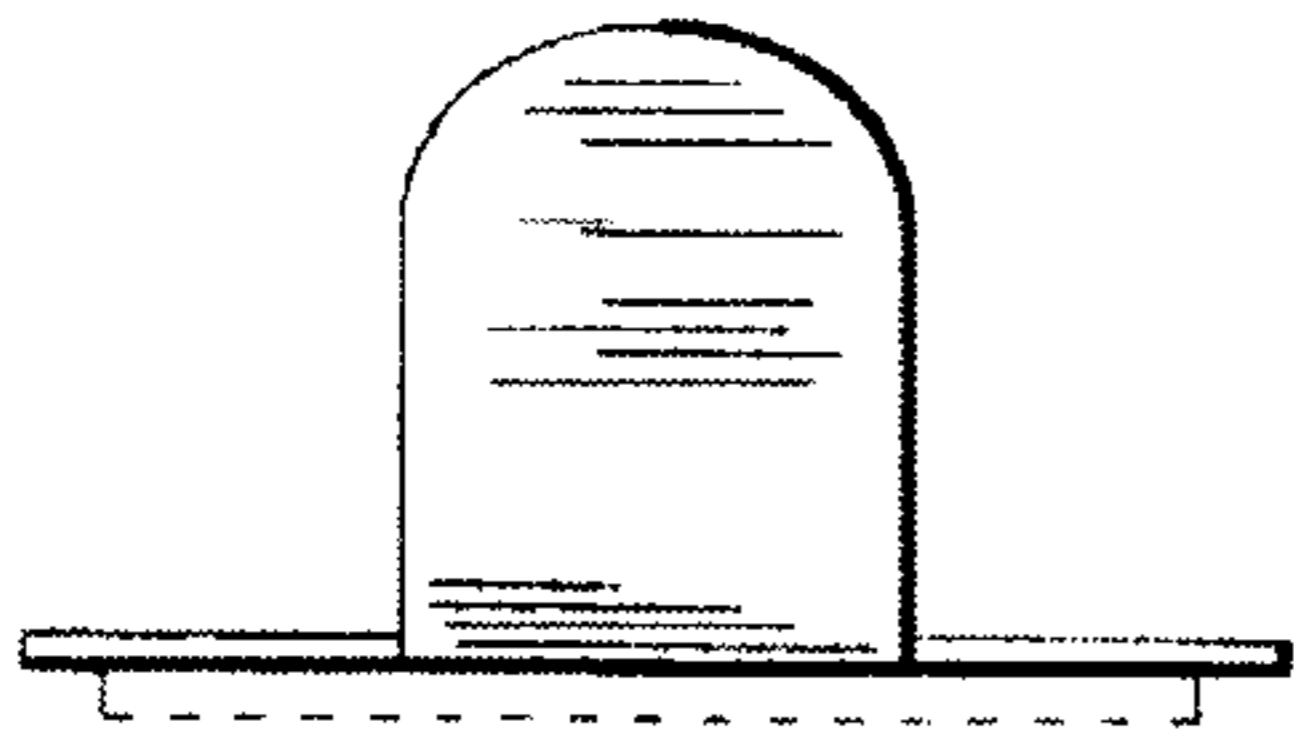


Fig. 1

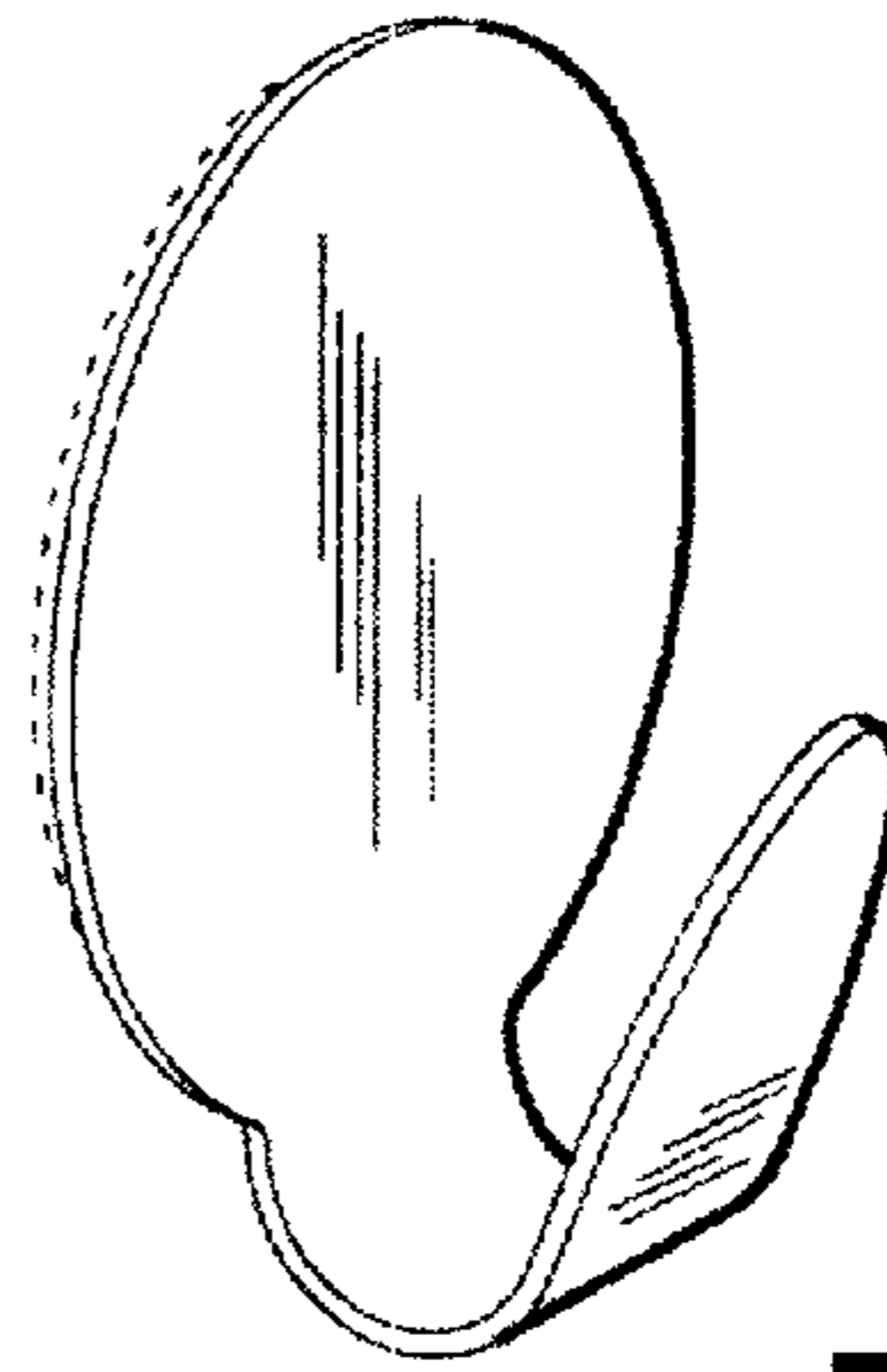


Fig. 2

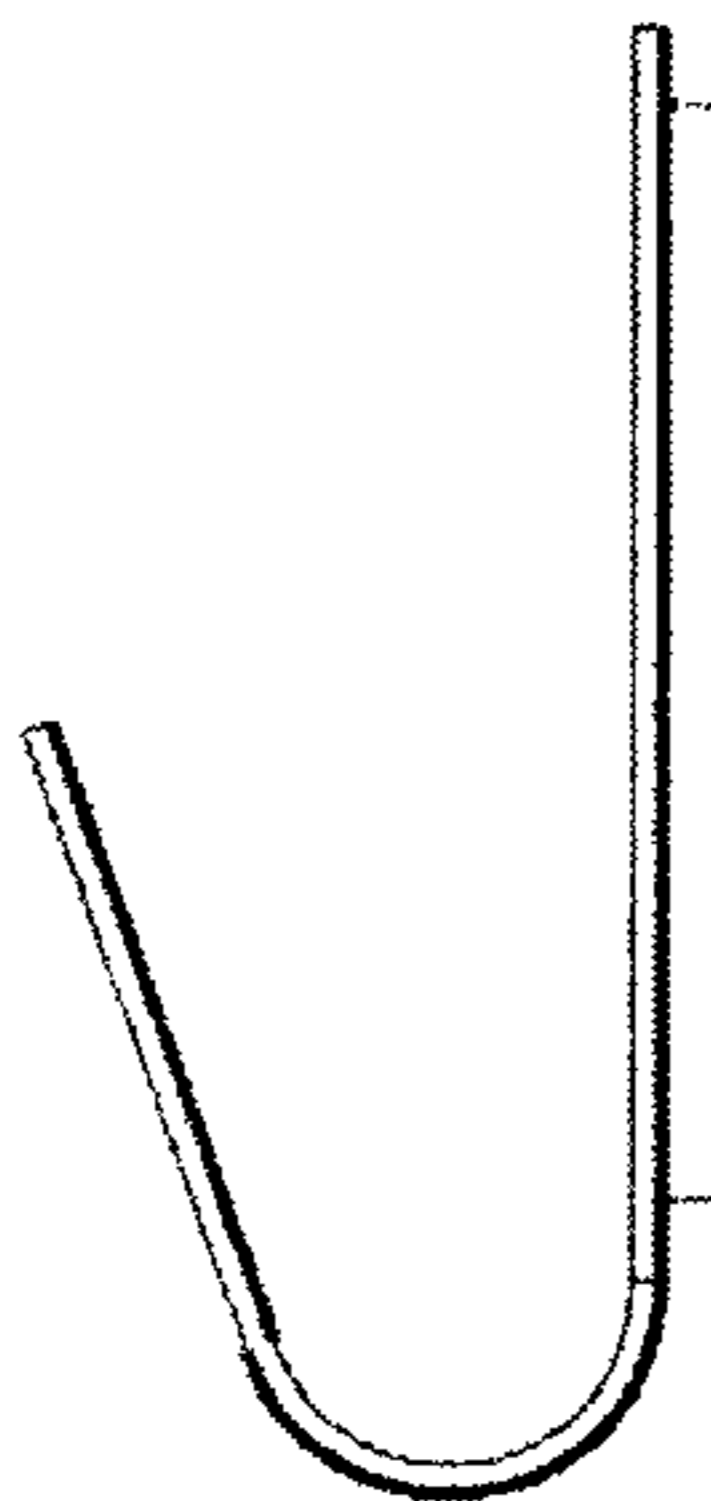


Fig. 3

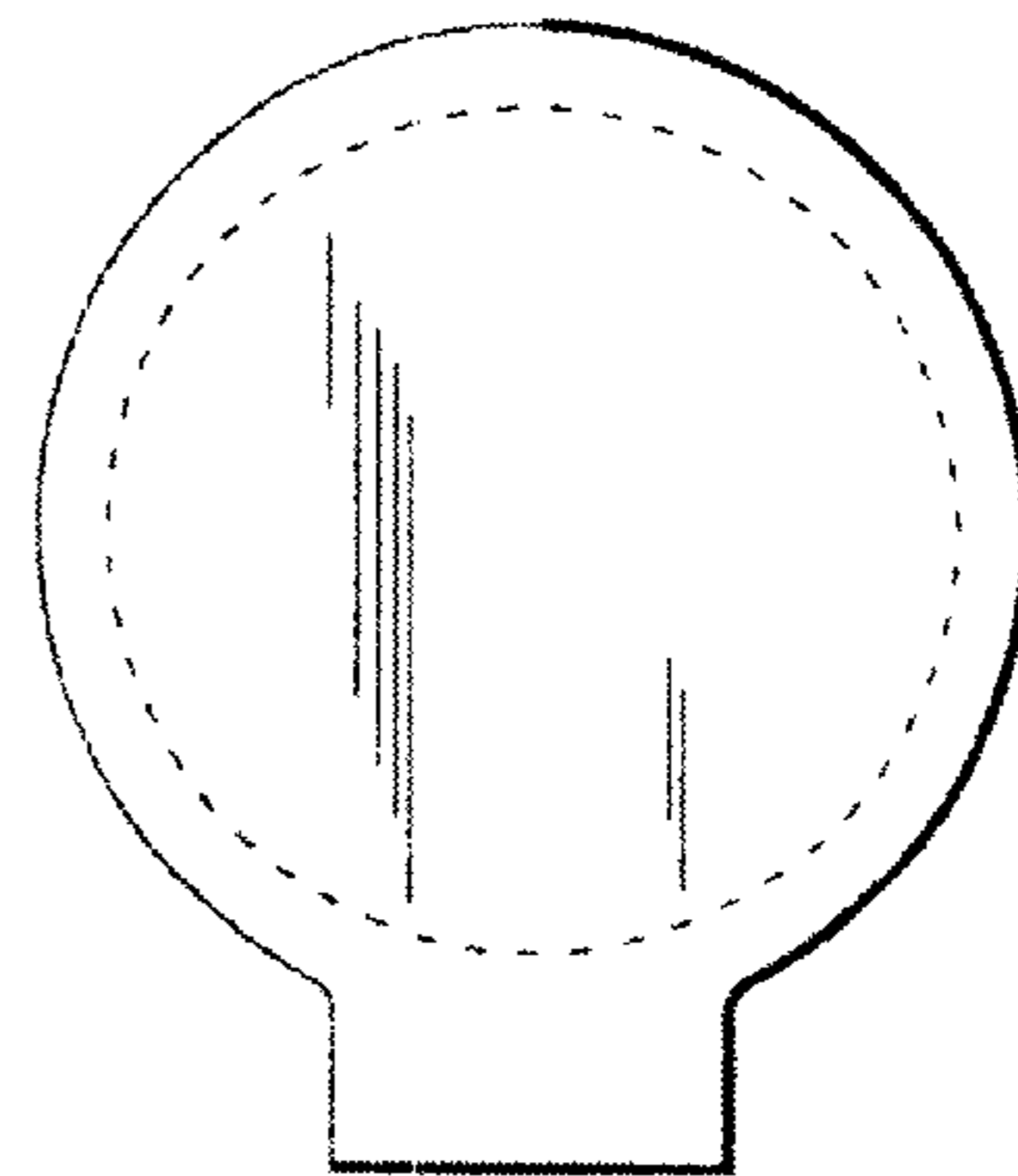


Fig. 4

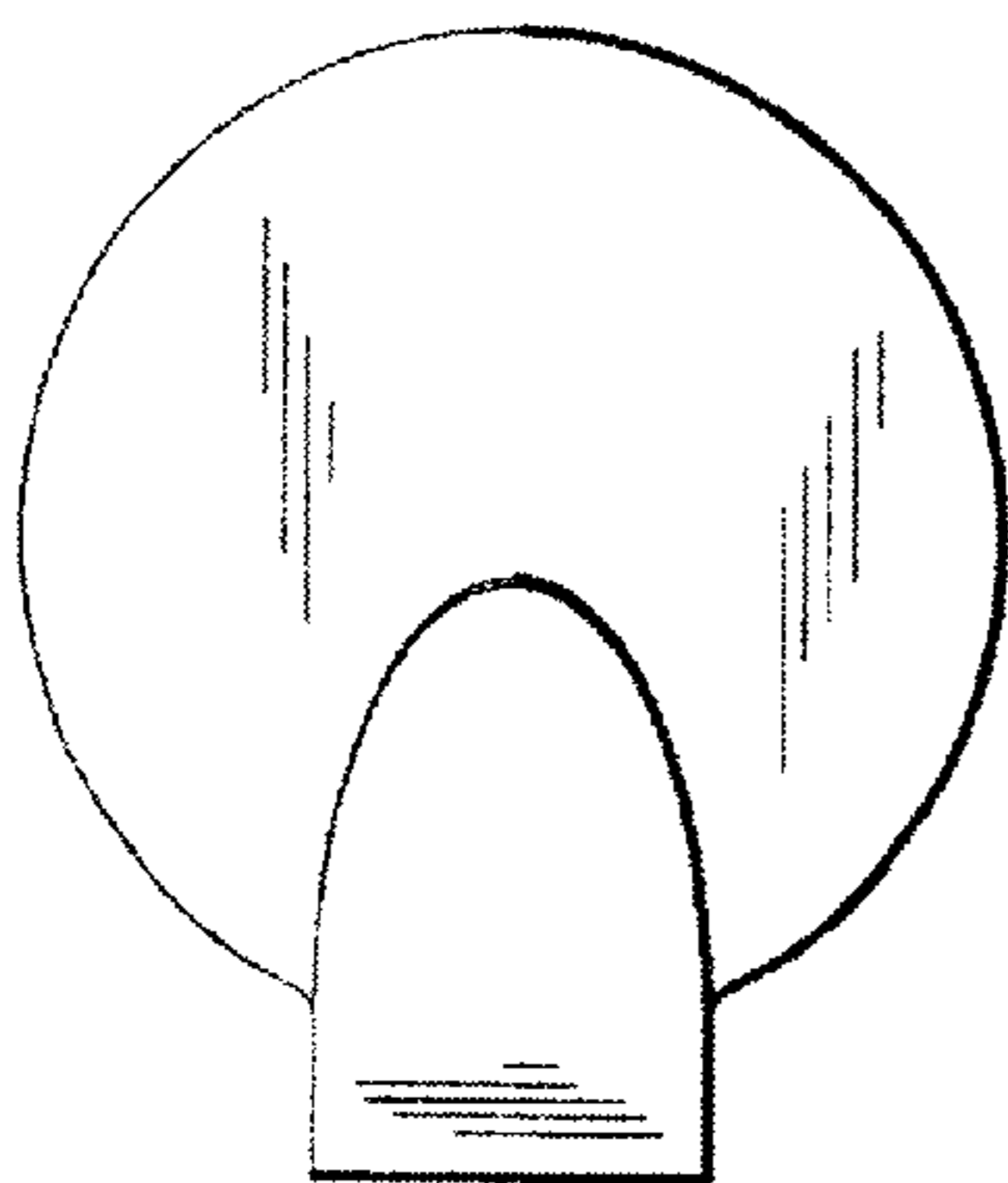


Fig. 5

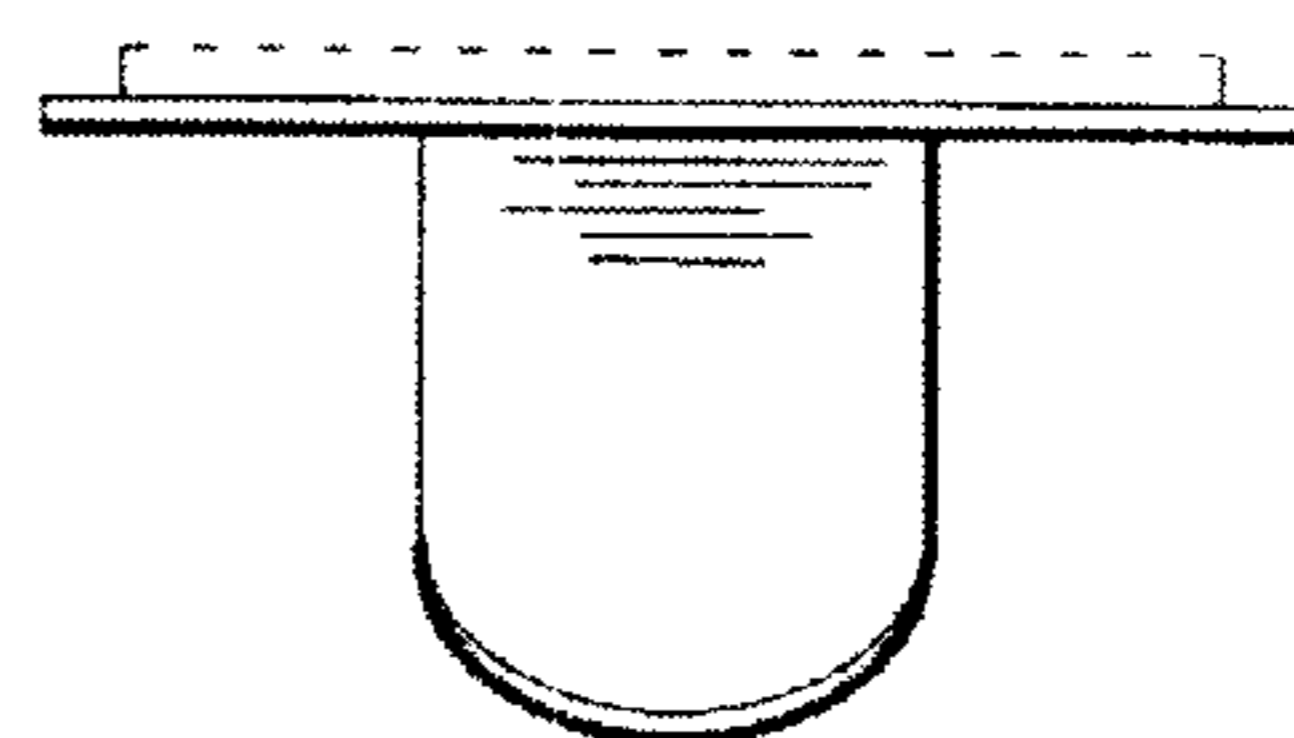


Fig. 6