



US00D467789S

(12) **United States Design Patent** (10) **Patent No.:** **US D467,789 S**
Laabs et al. (45) **Date of Patent:** **** Dec. 31, 2002**

(54) **FRONT PORTIONS OF A PUSH BUTTON LOCK HAVING A ROTATABLE OPERATING KNOB**

(75) Inventors: **Timothy P. Laabs**, Palatine, IL (US); **Michael O. Misner**, Lake Villa, IL (US); **Thomas Heinrich**, Streamwood, IL (US)

(73) Assignee: **The Eastern Company**, Wheeling, IL (US)

(**) Term: **14 Years**

(21) Appl. No.: **29/151,215**

(22) Filed: **Nov. 26, 2001**

(51) **LOC (7) Cl.** **08-07**

(52) **U.S. Cl.** **D8/343; D8/341**

(58) **Field of Search** D8/330, 331, 338, D8/341, 343; 20/51, 54, 57, 77, 81, 149-153, 186, 211, 214, 269, 278.4, 285, 298-299, 306, 313, 315, 431-432, 443, 483, DIG. 20

(56) **References Cited**

U.S. PATENT DOCUMENTS

215,229 A	5/1879	Lewis	70/306
443,218 A	12/1890	Breed	70/150
1,085,894 A	2/1914	Eagle	70/298
1,092,733 A	4/1914	McCarthy	70/483
1,247,150 A	11/1917	Rial et al.	70/298
1,439,154 A	12/1922	Decremer	70/298

(List continued on next page.)

OTHER PUBLICATIONS

Simplex Access Controls, 1-page flyer entitled "Your Missing Link In Security", Division of Ilco Unican Corporation, Winston-Salem, N.C. 27115, date unknown.

Jergens, Inc., 8-page printout of "Knobs, Handles & Handwheels" from www.jergensinc.com, Cleveland, OH 44110, at least as early as 1999.

Primary Examiner—Brian N. Vinson
(74) *Attorney, Agent, or Firm*—David A. Burge

(57) **CLAIM**

We claim the ornamental design for front portions of a push button lock having a rotatable operating knob, as shown and described.

DESCRIPTION

FIG. 1 is a perspective view showing front, left and bottom features of a first embodiment of our design;

FIG. 2 is a perspective view showing front, right and top features thereof;

FIG. 3 is a front elevational view thereof;

FIG. 4 is a right side elevational view thereof, it being understood that a left side elevational view would be a mirror image of the right side elevational view;

FIG. 5 is a bottom plan view thereof;

FIG. 6 is a top plan view thereof;

FIG. 7 is a perspective view showing front, left and bottom features of a second embodiment of our design;

FIG. 8 is a front elevational view thereof;

FIG. 9 is a perspective view showing front, left and bottom features of a third embodiment of our design;

FIG. 10 is a front elevational view thereof;

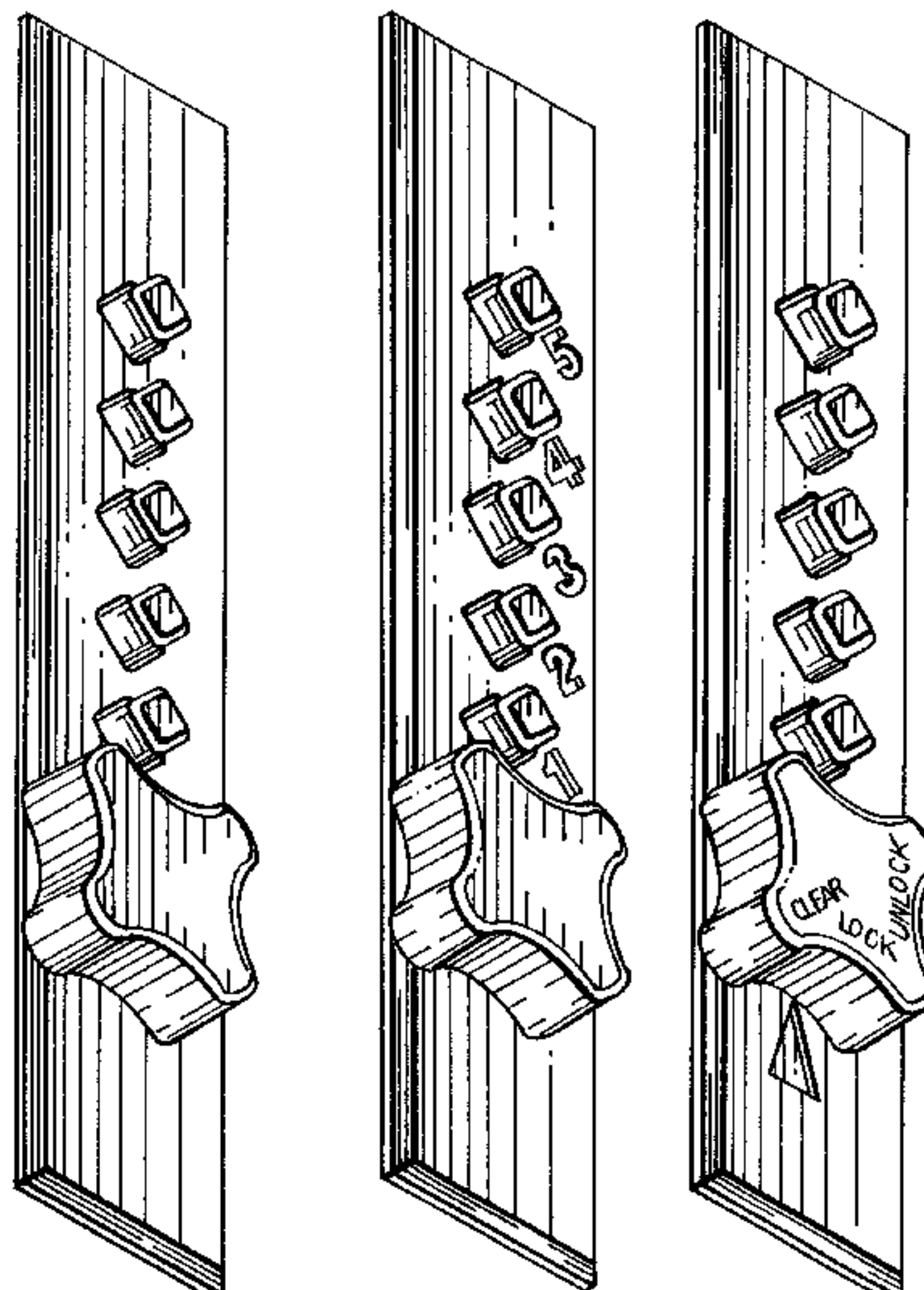
FIG. 11 is a perspective view showing front, left and bottom features of a fourth embodiment of our design; and,

FIG. 12 is a front elevational view thereof.

Right side views of the second, third and fourth embodiments are not shown inasmuch as they are identical to and would merely repeat what is already depicted in the right side view of FIG. 4. Left side views of the second, third and fourth embodiments would be mirror image reversals of the right side view of FIG. 4.

Bottom plan views of the second, third and fourth embodiments are not shown inasmuch as they are identical to and would merely repeat what is already depicted in the bottom plan view of FIG. 5. Top plan views of the second, third and fourth embodiments are not shown inasmuch as they are identical to and would merely repeat what is already depicted in the top plan view of FIG. 6.

1 Claim, 5 Drawing Sheets



US D467,789 S

Page 2

U.S. PATENT DOCUMENTS

1,587,044 A	6/1926	Solomon	70/313	3,937,046 A	2/1976	Wang	70/81
1,684,908 A	9/1928	Brunelle	70/306	4,014,194 A	3/1977	Hartman	70/313
1,771,080 A	7/1930	Fitzsimmons	70/306	4,027,508 A	6/1977	McGourty	70/214
2,029,080 A	1/1936	Mills	70/54	4,274,272 A	6/1981	Wang et al.	70/214
2,109,264 A	2/1938	Elbaum	70/298	D271,563 S	* 11/1983	Gehrie	D8/343
2,162,995 A	6/1939	Bruington	70/298	4,627,250 A	12/1986	Kim	70/214
2,536,429 A	1/1951	Dury	70/313	4,637,237 A	1/1987	Witkoski et al.	70/285
2,665,577 A	1/1954	Sanowskis	70/133	4,640,110 A	2/1987	Fish et al.	70/269
2,772,555 A	12/1956	Smith	70/153	D289,730 S	* 5/1987	Hsieh	D8/330
3,009,346 A	11/1961	Check	70/146	4,665,727 A	5/1987	Uyeda	70/279
3,040,556 A	6/1962	Rosenhagen	70/315	4,748,833 A	6/1988	Nagasawa	70/214
3,099,150 A	7/1963	Check	70/313	4,827,743 A	5/1989	Kim	70/214
3,115,765 A	12/1963	Fengler	70/315	4,848,116 A	7/1989	Lizotte	70/306
3,187,528 A	6/1965	Check	70/299	4,936,894 A	6/1990	Larson et al.	70/298
3,277,679 A	10/1966	Sanowskis	70/313	4,941,334 A	7/1990	Fish et al.	70/214
3,353,383 A	11/1967	Fish	70/151	5,058,404 A	10/1991	Fish et al.	70/315
3,379,040 A	4/1968	Shimono	70/313	5,113,675 A	5/1992	Uyeda	70/477
3,529,454 A	9/1970	Fish	70/278	5,190,148 A	3/1993	Williams	200/43.08
3,747,377 A	7/1973	Van Deudekom	70/149	D411,949 S	* 7/1999	Hill	D8/331
3,751,951 A	8/1973	Gridley	70/313	6,000,254 A	12/1999	Raybary	70/214
3,903,718 A	9/1975	Fish	70/156	6,026,665 A	2/2000	Raybary	70/214

* cited by examiner




FIG. 1




FIG. 2

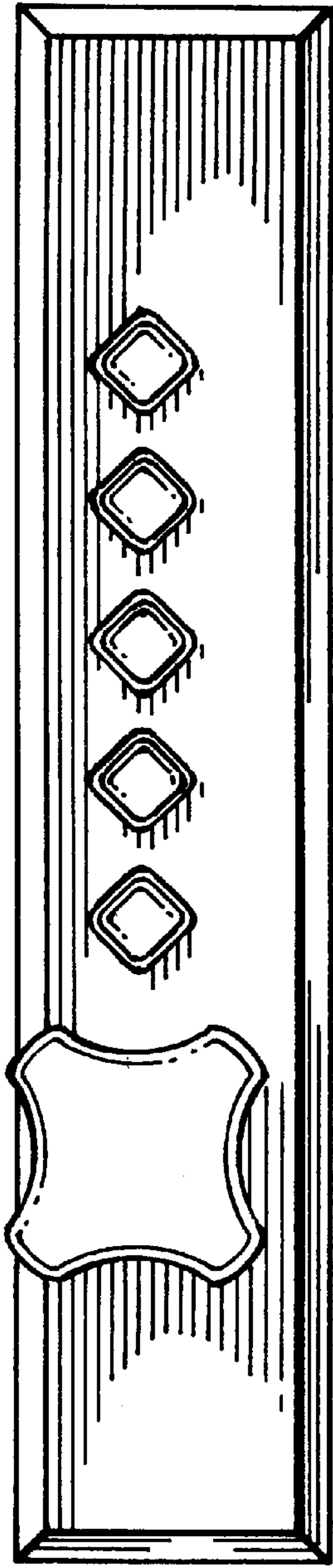


FIG. 3

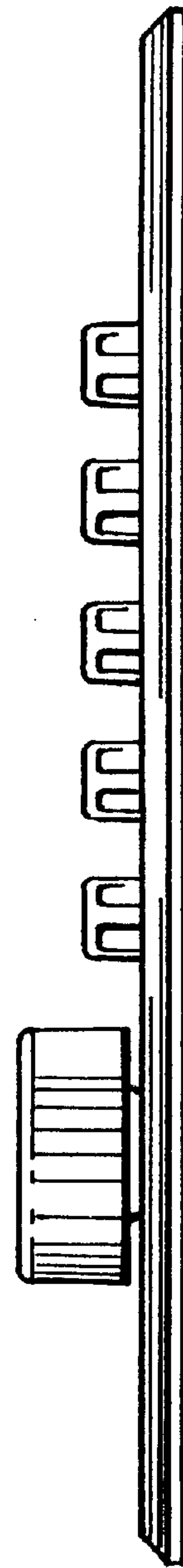


FIG. 4



FIG. 5




FIG. 6

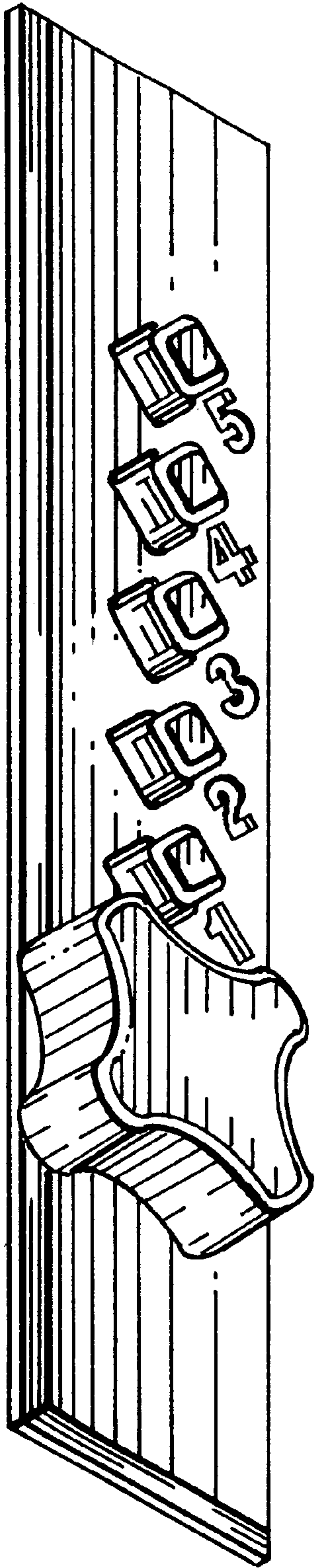


FIG. 7




FIG. 8




FIG. 9

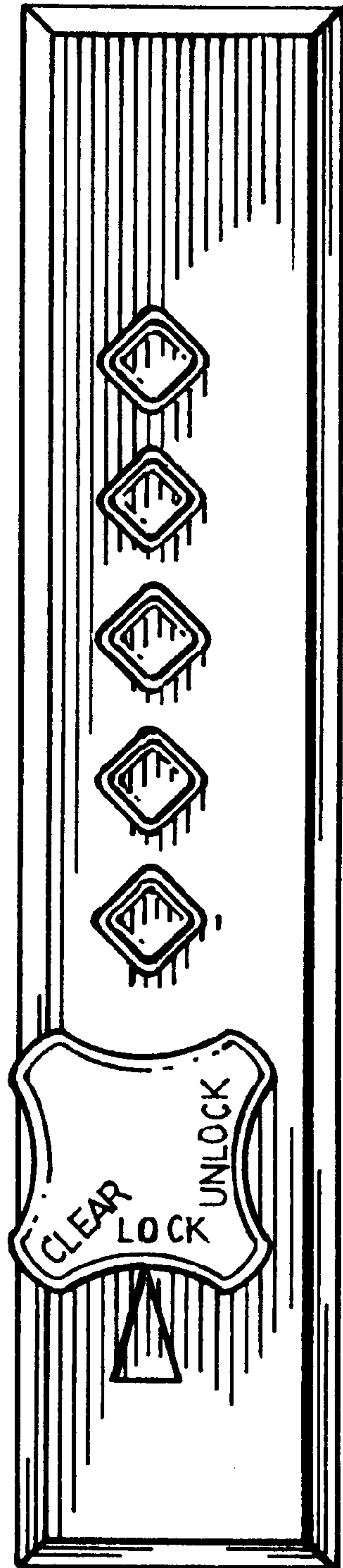


FIG. 10




FIG. 11

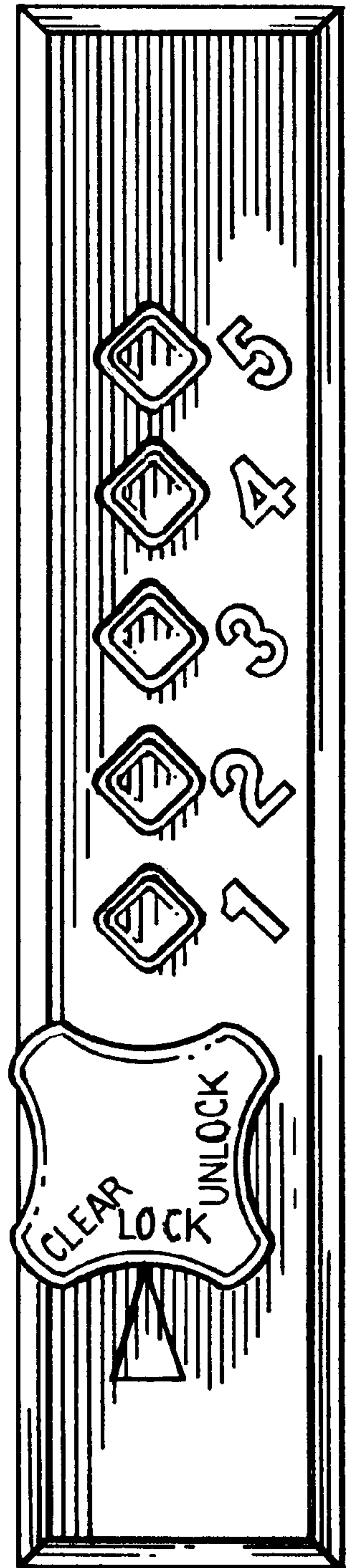


FIG. 12