



US00D467784S

(12) **United States Design Patent**
Maier

(10) **Patent No.:** **US D467,784 S**

(45) **Date of Patent:** **** Dec. 31, 2002**

(54) **DOOR HANDLE**

(76) Inventor: **Robert G. Maier**, 40 Prescott, Hudson,
OH (US) 44236

(**) Term: **14 Years**

(21) Appl. No.: **29/154,187**

(22) Filed: **Jan. 17, 2002**

(51) **LOC (7) Cl.** **08-06**

(52) **U.S. Cl.** **D8/301; D8/319; D8/320;**
D8/353

(58) **Field of Search** D8/300-302, 315-320,
D8/350, 353, 338, 341; 16/110.1, 412;
292/336.3, 356, 357, DIG. 37, DIG. 46

(56) **References Cited**

U.S. PATENT DOCUMENTS

2,990,208 A	6/1961	Miller	
3,353,855 A	11/1967	Smith	
D246,695 S	12/1977	Clayton	
D246,759 S	12/1977	Clayton	
D300,719 S	4/1989	Rhoades et al.	
D319,772 S	9/1991	Mosch	
D320,334 S	10/1991	Clancy	
5,125,703 A *	6/1992	Clancy et al. 292/DIG. 46
D340,398 S	10/1993	Clancy	

5,595,409 A	1/1997	Fier et al.	
D384,266 S	9/1997	Mantarakis et al.	
D384,568 S	10/1997	Mantarakis et al.	
D389,722 S	1/1998	Blom	
D397,604 S	9/1998	Libby et al.	
D423,321 S *	4/2000	Maier D8/302
D427,878 S *	7/2000	Frey D8/302

* cited by examiner

Primary Examiner—B. J. Bullock

(74) *Attorney, Agent, or Firm*—Pearne & Gordon LLP

(57) **CLAIM**

The ornamental design for a door handle, as shown and described.

DESCRIPTION

FIG. 1 is a perspective view of a door handle, showing my new design, with additional components shown in phantom for illustrative purposes only and forming no part of the claimed design.

FIG. 2 is a reduced front view thereof;

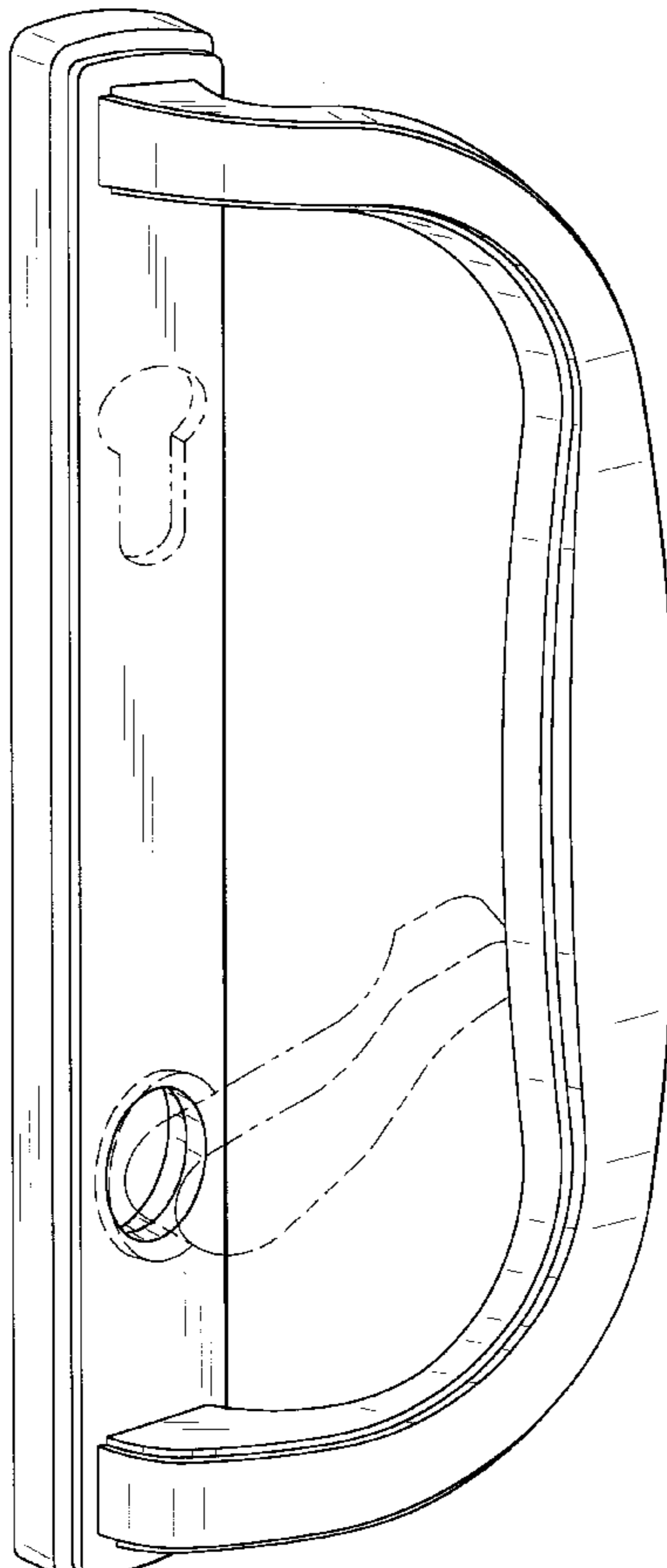
FIG. 3 is a right side view thereof;

FIG. 4 is a top view thereof;

FIG. 5 is a left side view thereof; and,

FIG. 6 is a rear view thereof.

1 Claim, 3 Drawing Sheets



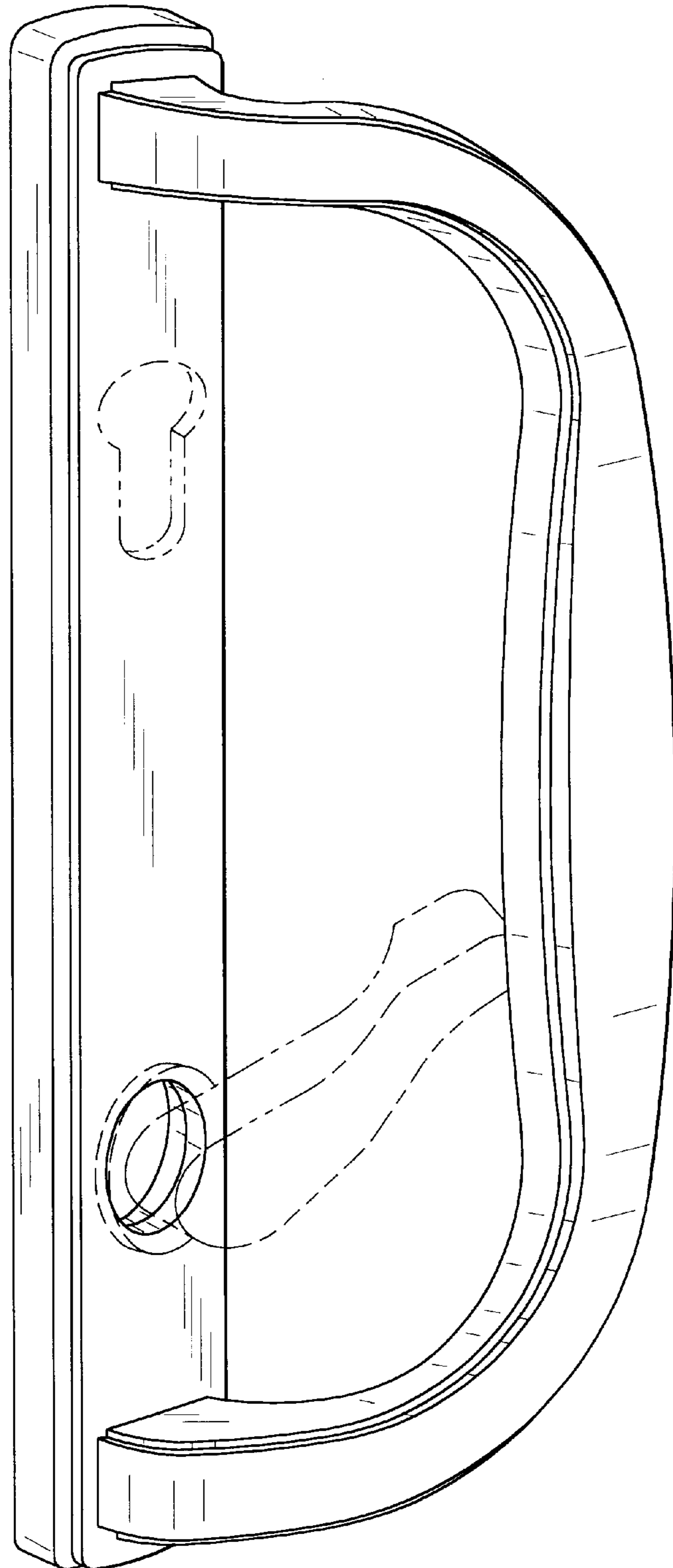


FIG. 1

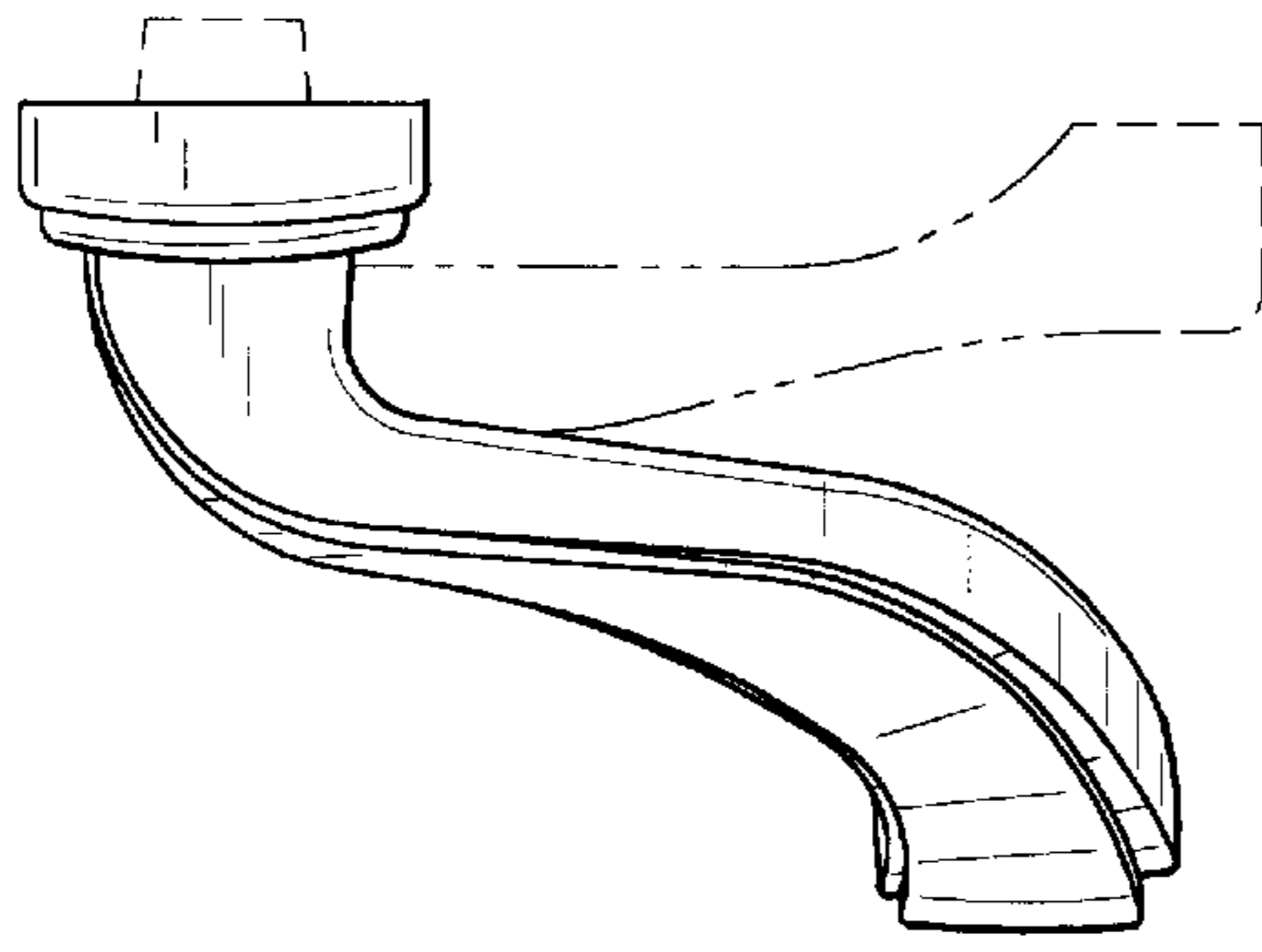


FIG. 4

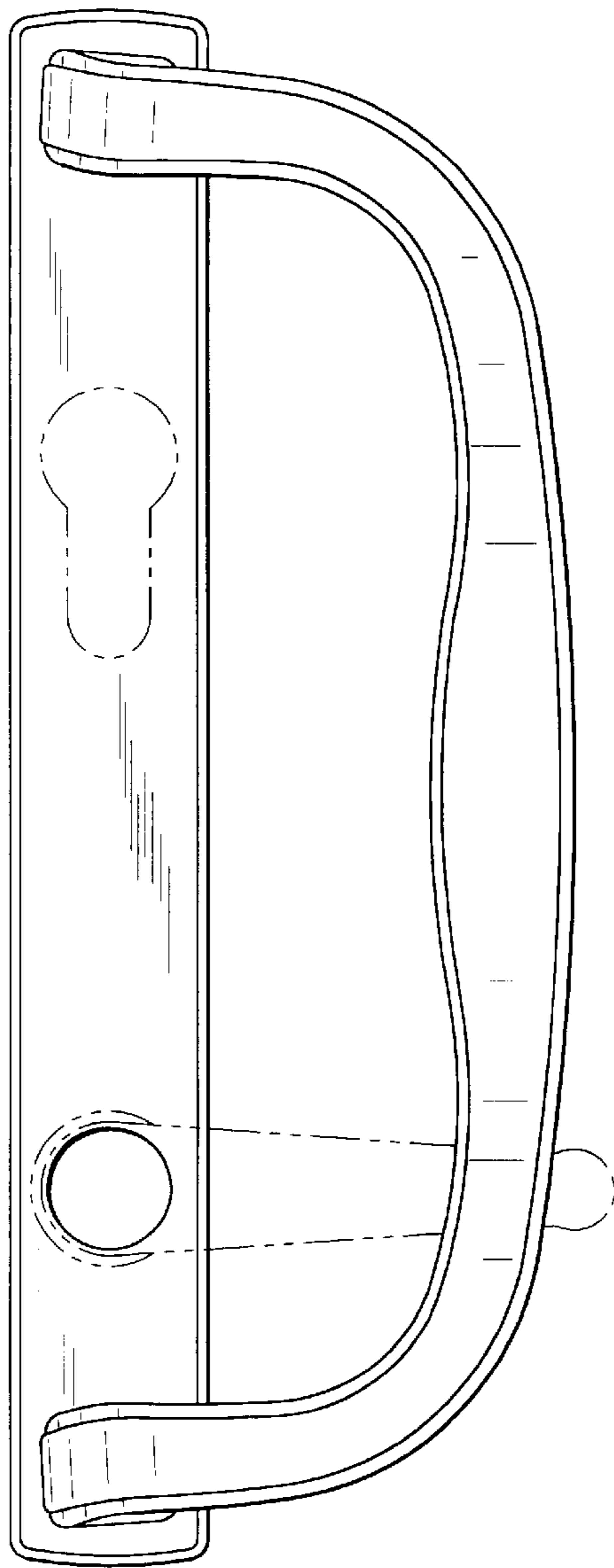


FIG. 2

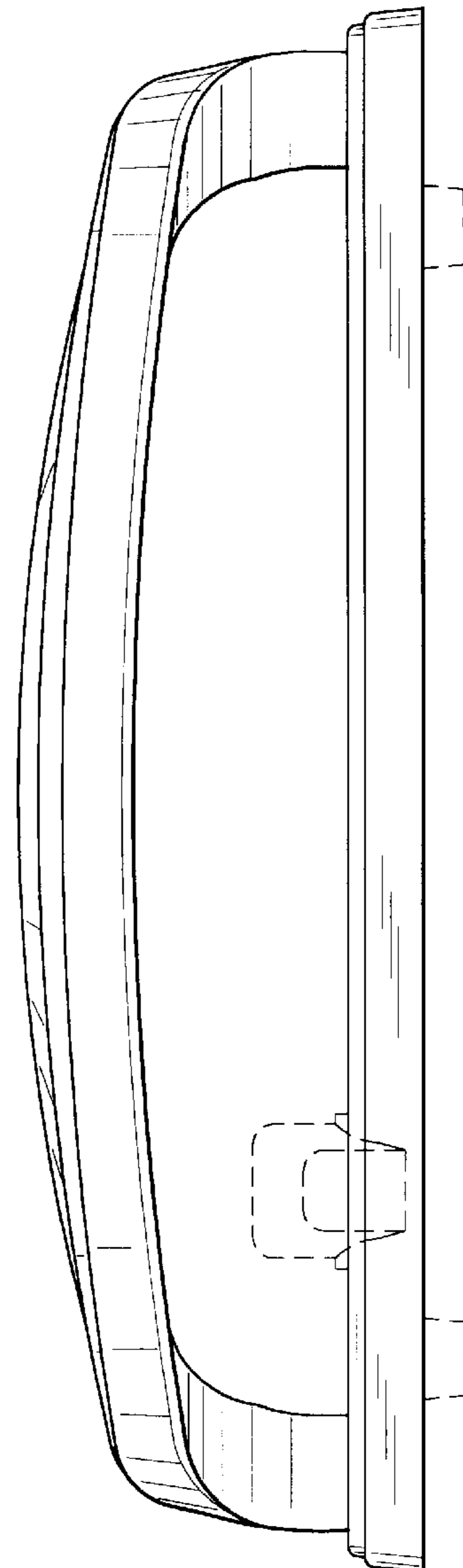


FIG. 3



FIG. 5

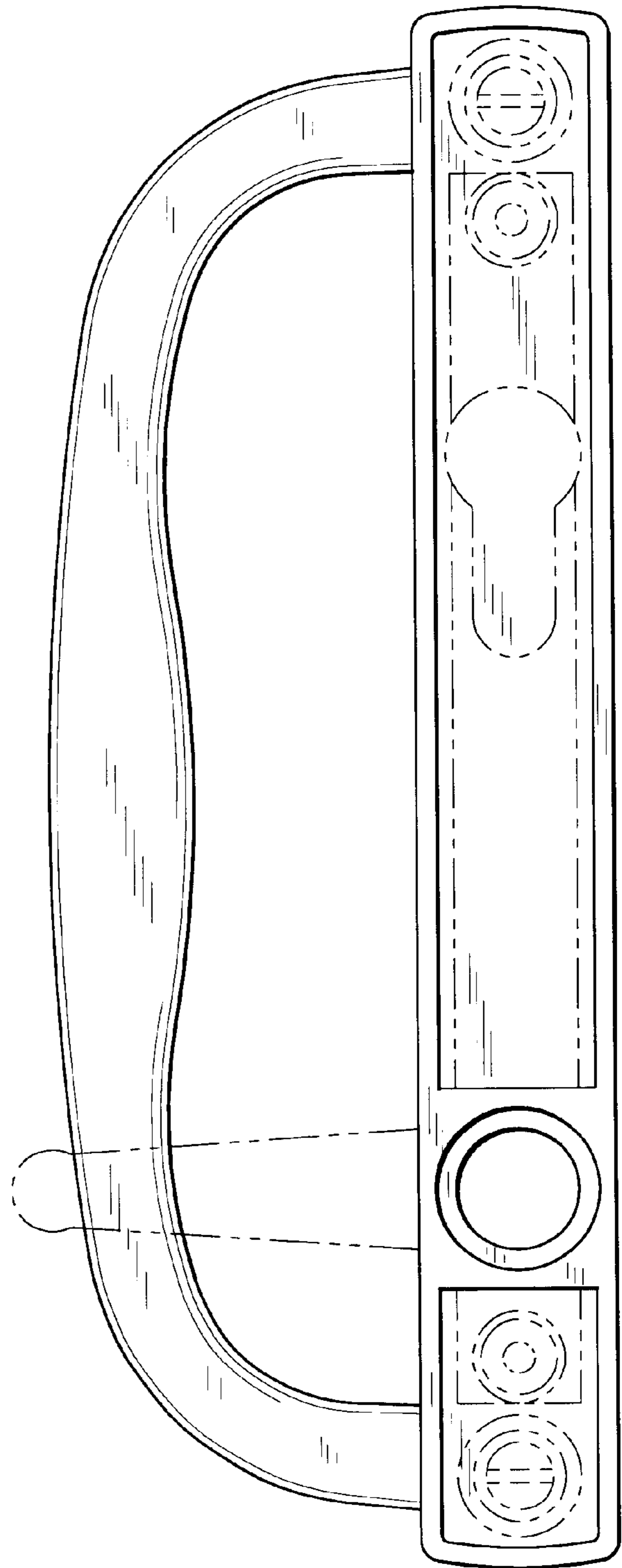


FIG. 6