



US00D467762S

(12) **United States Design Patent**
Mendis

(10) **Patent No.:** **US D467,762 S**

(45) **Date of Patent:** **** Dec. 31, 2002**

(54) **BRUSHMAT WITH FLOWER MOTIF**

D433,779 S 11/2000 Fernando
D433,780 S 11/2000 Fernando
D433,781 S 11/2000 Fernando
D439,713 S 3/2001 Fernando

(75) **Inventor:** **Hilarian Chrishan Salinda Mendis,**
Ratmalana (LK)

(73) **Assignee:** **Rileys Limited, Colombo (LK)**

(**) **Term:** **14 Years**

(21) **Appl. No.:** **29/154,645**

(22) **Filed:** **Jan. 25, 2002**

(51) **LOC (7) Cl.** **06-11**

(52) **U.S. Cl.** **D6/585; D6/588**

(58) **Field of Search** **D6/582-594; D32/47;**
D5/1, 2, 47, 53; 15/215-217, 161; 4/581-583;
52/177-181; 428/24, 25, 37, 39, 82, 88,
98, 131, 134, 188-190

(56) **References Cited**

U.S. PATENT DOCUMENTS

28,614 A	6/1860	Clarke	
358,606 A *	3/1887	Green	428/25
529,541 A	11/1894	Wood	
688,140 A *	12/1901	Weil	15/215
D42,380 S *	4/1912	Ennis et al.	D6/585
1,654,416 A *	12/1927	Feldman	428/37
D86,781 S *	4/1932	Lehmann	D5/47
1,858,148 A *	5/1932	Freese	428/26
D96,228 S *	7/1935	Clements	D5/53
2,387,620 A *	10/1945	Shank	428/52
D174,723 S *	5/1955	Wagner	D5/53
D369,887 S	5/1996	Mendis	
D387,525 S	12/1997	Fernando	
D407,255 S *	3/1999	Librett	D6/582
D413,221 S *	8/1999	Gradwohl	D6/585

FOREIGN PATENT DOCUMENTS

GB	2088430	*	11/1999	6/11.02 B
GB	2089603	*	11/1999	6/11.02 C
GB	2104875	*	5/2001	6/11.02 C
GB	2104877	*	5/2001	6/11.02 C

OTHER PUBLICATIONS

Rubber "Wrought Iron" Doormat, *Williams-Sonoma Holiday 2001* catalogue, p. 151.

Semicircular Rubber "Wrought Iron" Doormat, *Williams-Sonoma Holiday 2001* catalogue, p. 151.

* cited by examiner

Primary Examiner—Ted Shooman

Assistant Examiner—C Tuttle

(74) *Attorney, Agent, or Firm*—Lawrence E. Apolzon;
Fross Zelnick Lehrman & Zelnick

(57) **CLAIM**

The ornamental design for an brushmat with flower motif, as shown and described.

DESCRIPTION


FIG. 1 is a top perspective view;

FIG. 2 is a top view;

FIG. 3 is a front view (the back view being a mirror image);
and,

FIG. 4 is a side view (the other side being a mirror image).

1 Claim, 2 Drawing Sheets






FIG.1



FIG. 4




FIG. 2



FIG. 3