



US00D467744S

(12) **United States Design Patent** (10) **Patent No.:** **US D467,744 S**
McIntire (45) **Date of Patent:** **** Dec. 31, 2002**

(54) **BOAT SEAT**

(75) Inventor: **Homer M. McIntire**, Hermitage, TN (US)

(73) Assignee: **Triton Boat Company, L.P.**, Ashland City, TN (US)

(**) Term: **14 Years**

(21) Appl. No.: **29/160,976**

(22) Filed: **May 20, 2002**

(51) **LOC (7) Cl.** **06-01**

(52) **U.S. Cl.** **D6/356; D6/375**

(58) **Field of Search** D6/334, 335, 356, D6/374, 375, 380, 500-502; 114/363; 297/284.1, 344.21, 452.11, 452.12, 452.18, 452.21, 452.29, 452.35, 452.38

(56) **References Cited**

U.S. PATENT DOCUMENTS

D192,421 S * 3/1962 Bostrom D6/356
3,026,145 A * 3/1962 Galbraith 297/452.12
D199,304 S * 10/1964 Rhoades D6/375
D291,508 S * 8/1987 Herr D6/356
D341,281 S 11/1993 McIntire

D358,039 S * 5/1995 Fornaro D6/349
5,549,072 A * 8/1996 Maloney 114/363

* cited by examiner

Primary Examiner—Doris V. Coles

Assistant Examiner—Mimosa De

(74) *Attorney, Agent, or Firm*—Luedeka, Neely & Graham, P.C.

(57) **CLAIM**

The ornamental design for a boat seat, as shown.

DESCRIPTION

FIG. 1 is a front view of a boat seat according to the invention;

FIG. 2 is a top view of a boat seat according to the invention;


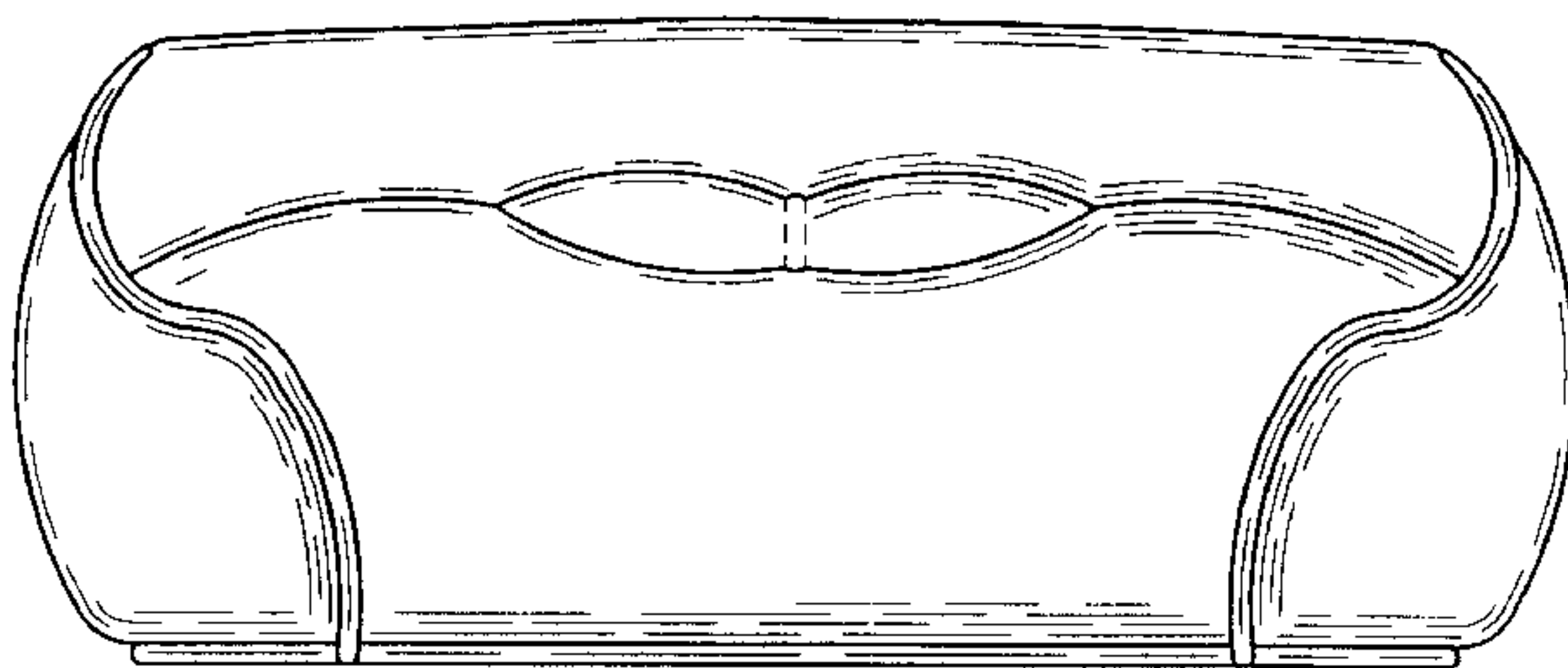
FIG. 3 is a back view of a boat seat according to the invention;

FIG. 4 is a right side view of a boat seat according to the invention; and,

FIG. 5 is a left side view of a boat seat according to the invention.

The broken lines showing the stitching in FIG. 2 are for illustrative purposes only and form no part of the claimed design.

1 Claim, 2 Drawing Sheets



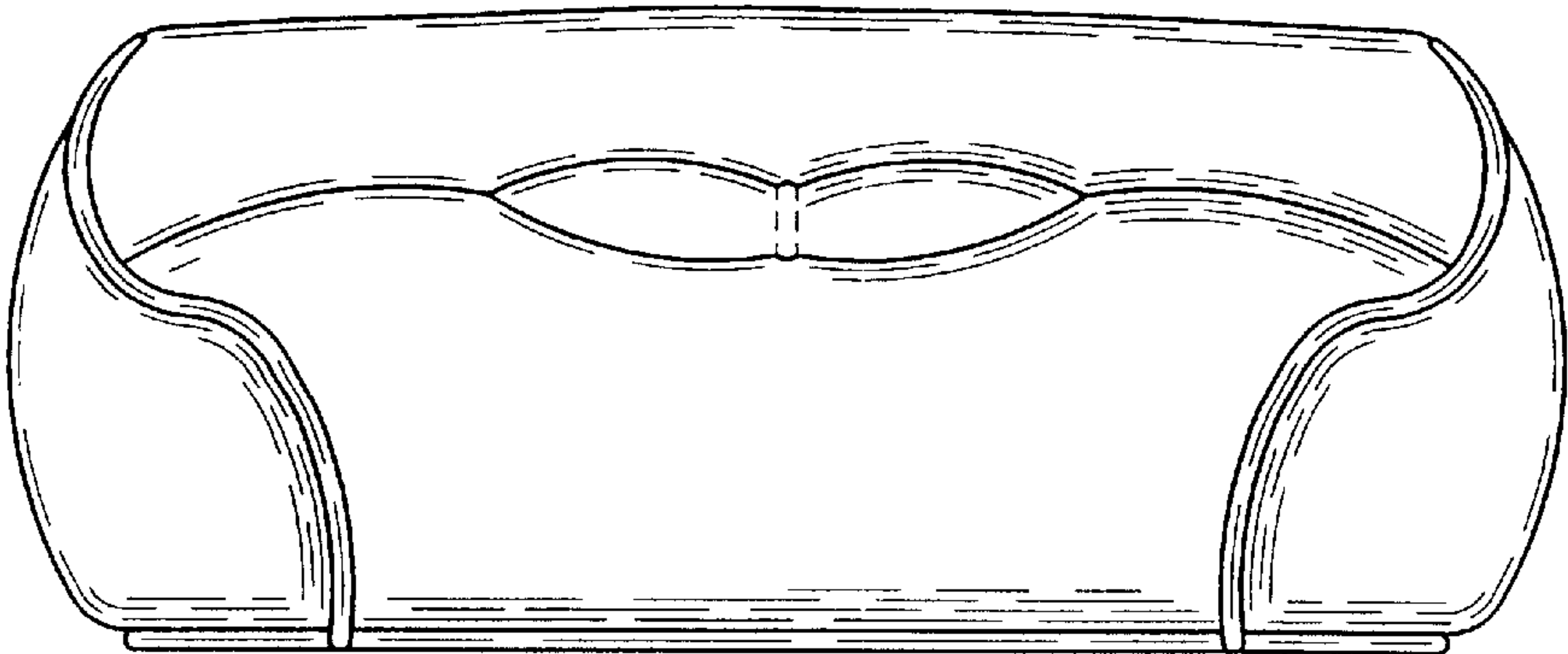


Fig. 1

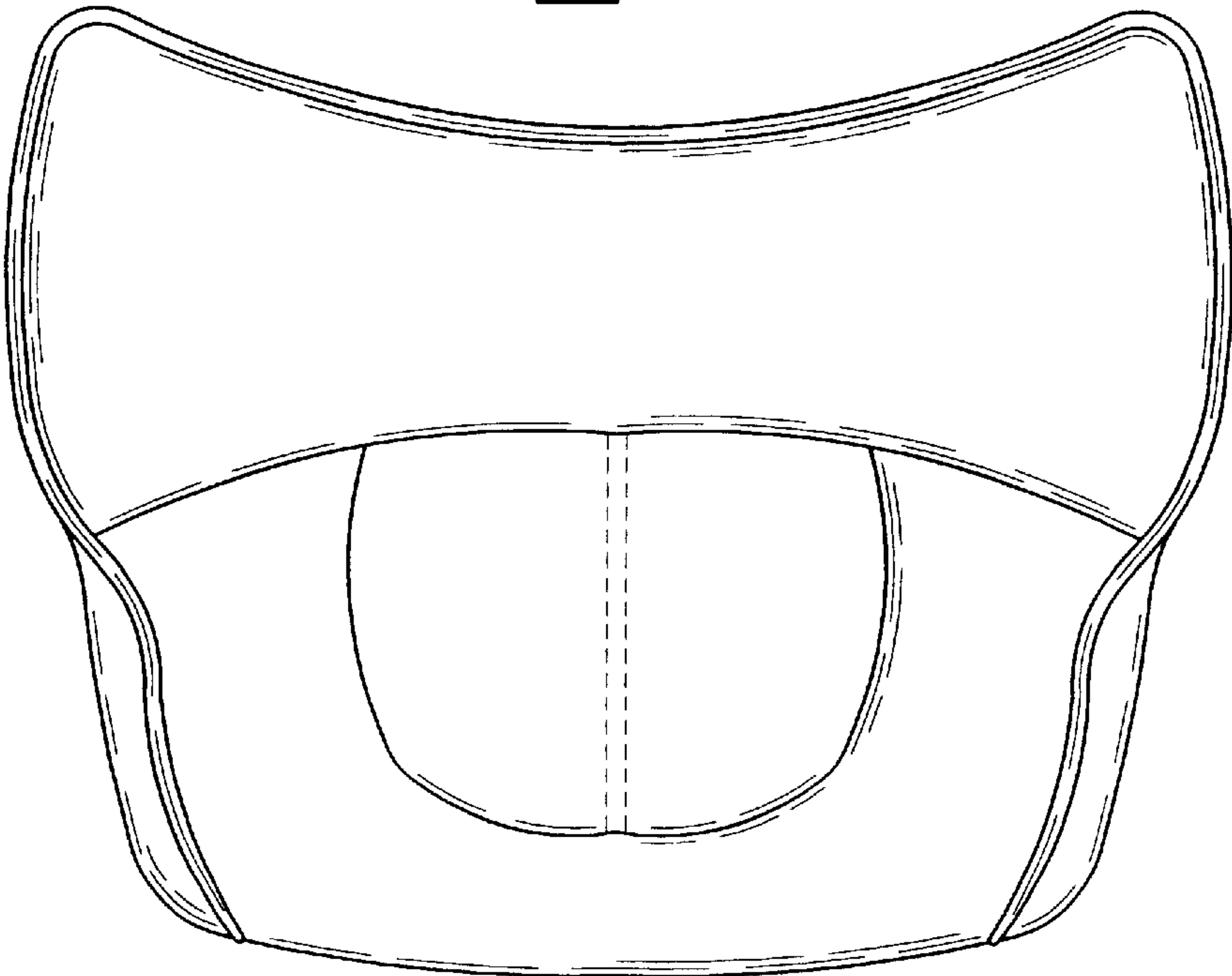


Fig. 2






Fig. 3



***Fig.* 4**



***Fig.* 5**