



US00D467737S

(12) **United States Design Patent**
Park

(10) **Patent No.:** **US D467,737 S**

(45) **Date of Patent:** **** Dec. 31, 2002**

(54) **HAIRBRUSH HEAD**

WO WO 00/47081 * 8/2000 A45B/5/02

(75) Inventor: **Young Ho Park**, Seoul (KR)

* cited by examiner

(73) Assignee: **Sang Shin Industrial Co., Ltd.**,
Kyungki-do (KR)

Primary Examiner—M. H. Tung
Assistant Examiner—Lavone Tabor

(**) Term: **14 Years**

(74) *Attorney, Agent, or Firm*—Armstrong, Westerman &
Hattori, LLP

(21) Appl. No.: **29/157,469**

(57) **CLAIM**

(22) Filed: **Mar. 21, 2002**

The ornamental design for a hairbrush head, as shown and described.

(51) **LOC (7) Cl.** **04-02**

(52) **U.S. Cl.** **D4/128; D4/131**

(58) **Field of Search** D4/128, 131, 133;
D28/35, 37; 15/23, 25, 27, 159.1, 160,
206, 191.1; 132/120, 212, 226, 271, 313

DESCRIPTION

(56) **References Cited**

FIG. 1 is a perspective view of a hairbrush head showing my new design with the broken lines showing a handle being for illustrative purposes only and forming no part of the claimed design;

U.S. PATENT DOCUMENTS

FIG. 2 is a front elevational view thereof;

- D251,517 S * 4/1979 Baudon D4/128
- 4,167,192 A * 9/1979 Arnold 132/212
- 4,250,902 A * 2/1981 Ihara 132/271
- D366,761 S * 2/1996 Gertsman et al. D4/128
- D421,680 S * 3/2000 Worthington D4/128

FIG. 3 is a rear elevational view thereof;

FIG. 4 is a left side elevational view thereof;

FIG. 5 is a right side elevational view thereof;

FIG. 6 is a top plan view thereof; and,

FIG. 7 is a bottom plan view thereof.

FOREIGN PATENT DOCUMENTS

JP 11-103934 * 4/1999 A46B/5/00

1 Claim, 6 Drawing Sheets




FIG. 1

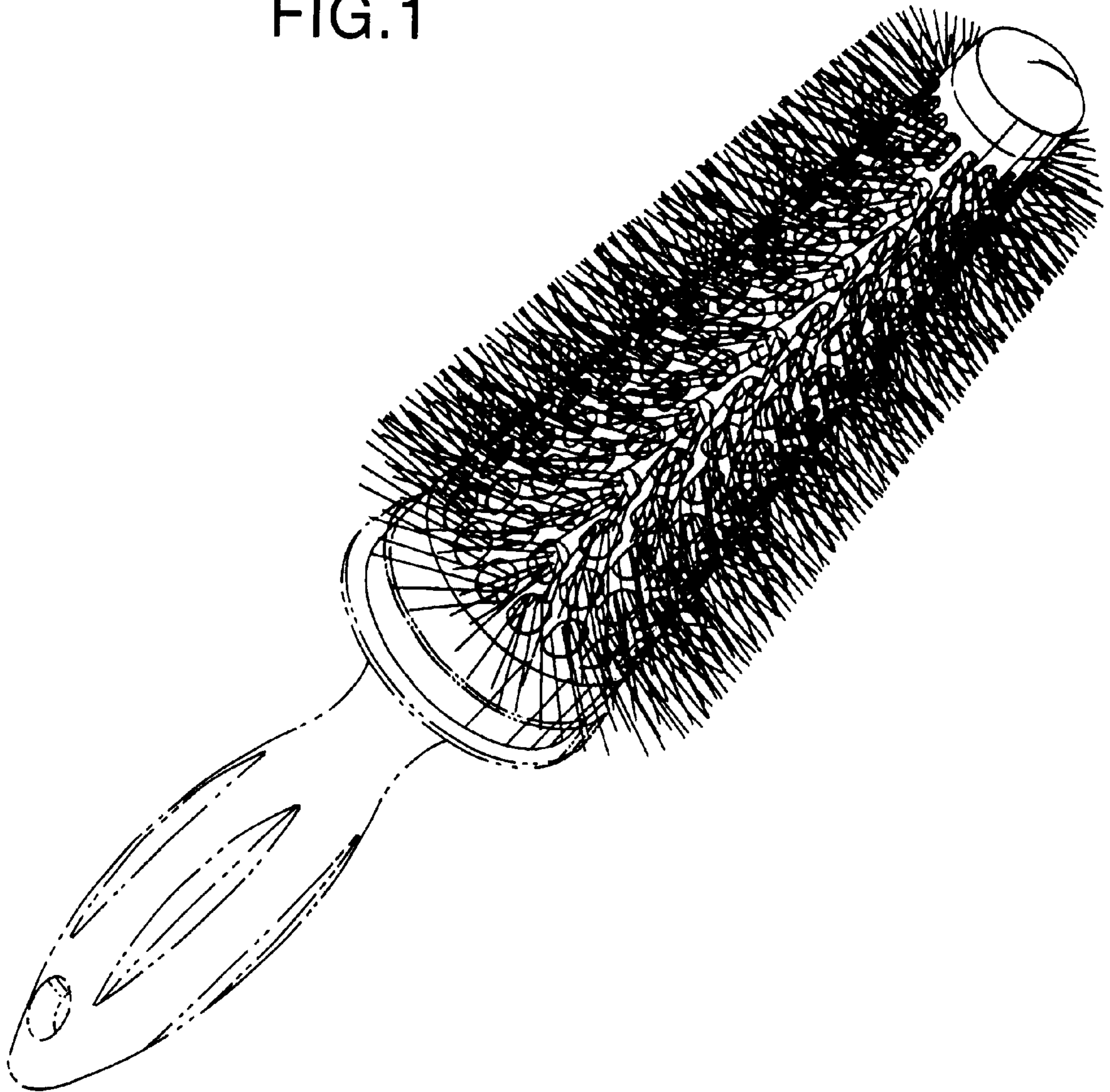


FIG.2

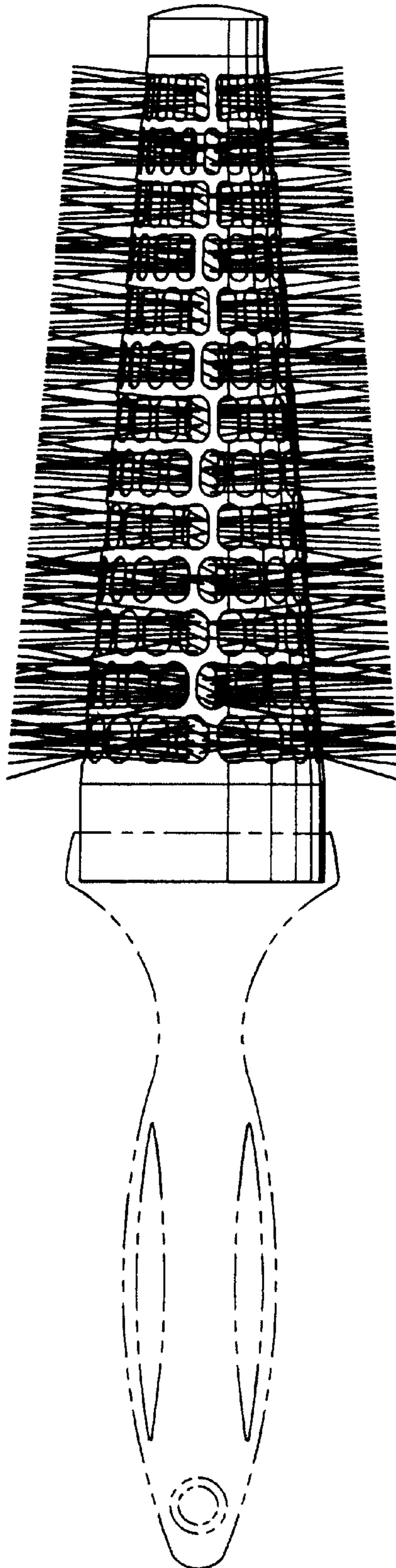


FIG. 3

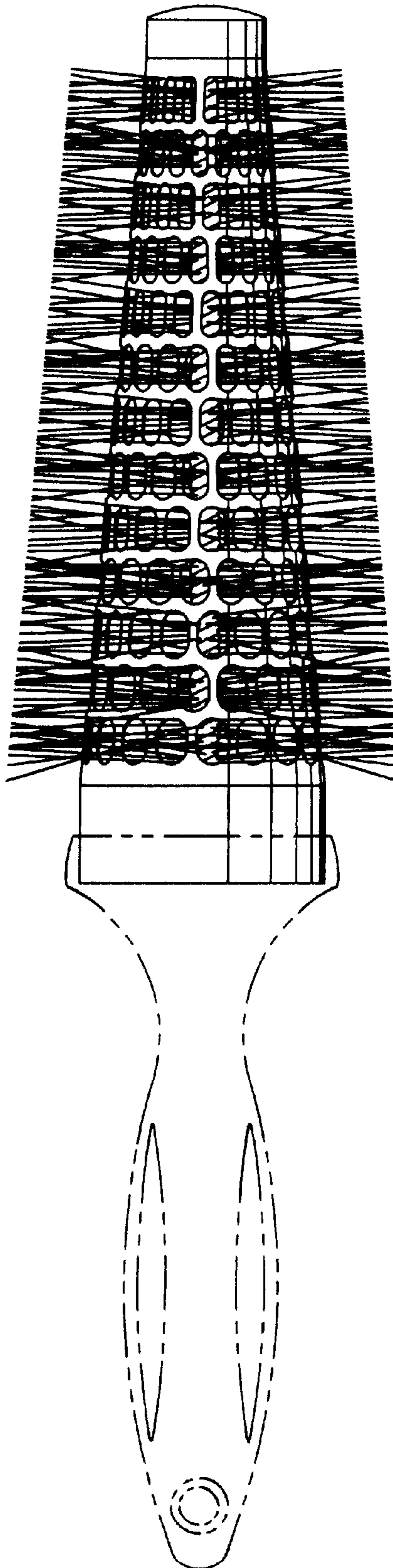


FIG.4

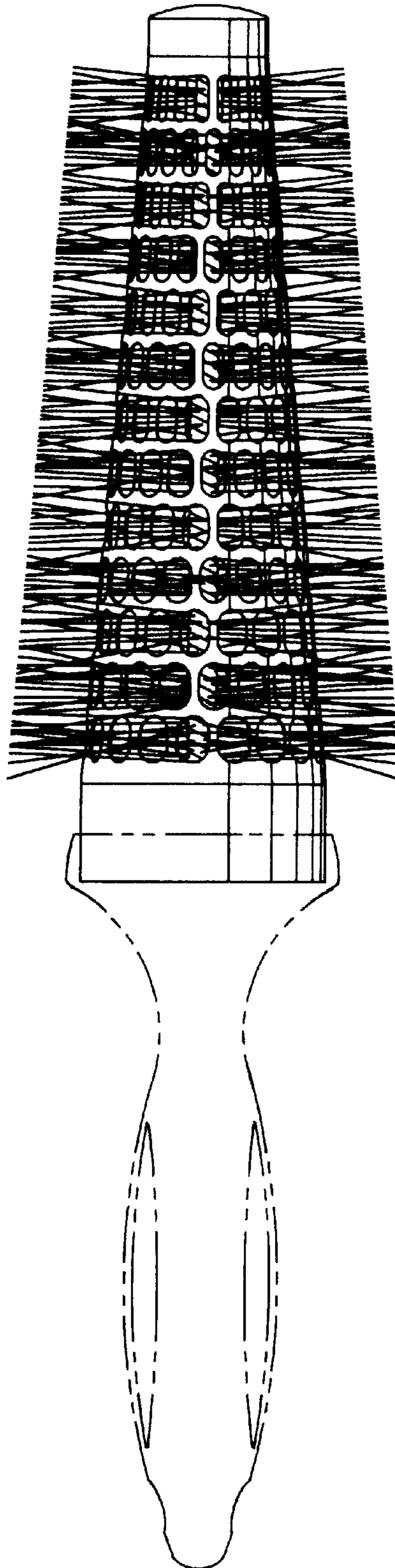


FIG.5

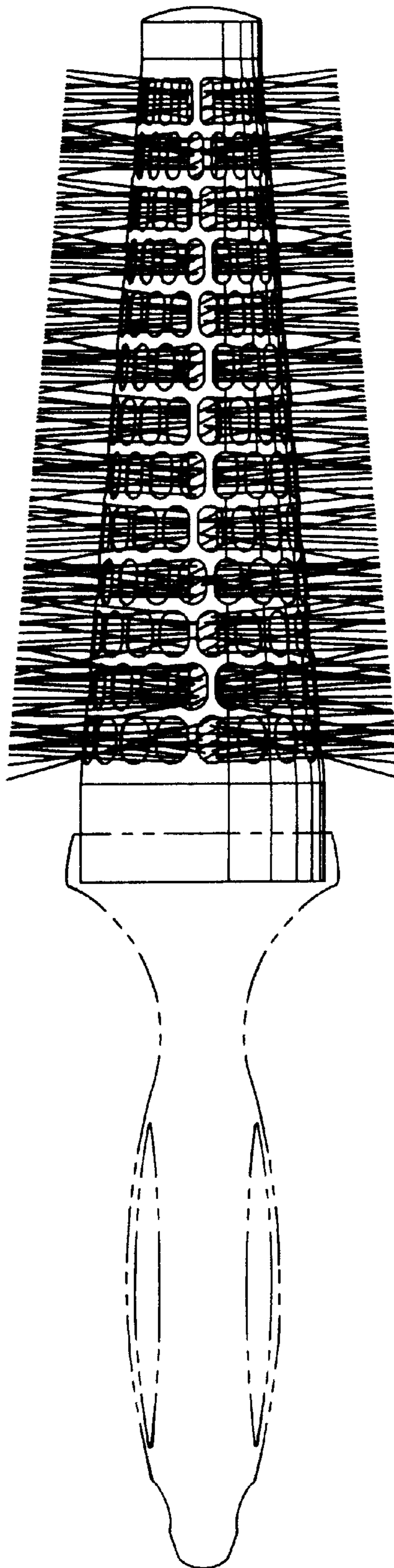


FIG.6




FIG.7

