



US00D467733S

(12) **United States Design Patent**
DiMartino

(10) **Patent No.:** **US D467,733 S**

(45) **Date of Patent:** **** Dec. 31, 2002**

(54) **CRAFT TRAY**

(75) Inventor: **Michael A. DiMartino**, Burgaw, NC
(US)

(73) Assignee: **W. R. Rayson Co., Inc.**, Burgaw, NC
(US)

(**) Term: **14 Years**

(21) Appl. No.: **29/141,969**

(22) Filed: **May 16, 2001**

(51) **LOC (7) Cl.** **03-01**

(52) **U.S. Cl.** **D3/304**

(58) **Field of Search** D3/304-315, 901,
D3/905; 206/557-566; 220/570, 571, 575,
656-659, DIG. 12-14; D7/553.1, 363, 555,
547, 698; 312/902; 294/172; 209/614

(56) **References Cited**

U.S. PATENT DOCUMENTS

1,672,196 A * 6/1928 Blackwell D3/304
2,914,189 A * 11/1959 Bishop et al. 206/557

3,747,756 A * 7/1973 Wheeler 206/557
D382,402 S * 8/1997 Pawuk et al. D3/304
D395,953 S * 7/1998 Weyrauch et al. D3/313
6,116,425 A * 9/2000 Frayer 206/557
D432,308 S * 10/2000 Lockhart D3/313

* cited by examiner

Primary Examiner—Louis S. Zarfes

Assistant Examiner—Deanne Levy

(74) *Attorney, Agent, or Firm*—MacCord Mason PLLC

(57) **CLAIM**

The ornamental design for a craft tray, as shown and described.

DESCRIPTION

FIG. 1 is a top view of the craft tray.
FIG. 2 is a bottom view of the craft tray.
FIG. 3 is a left side view of the craft tray.
FIG. 4 is a right side view of the craft tray.
FIG. 5 is a front view of the craft tray.
FIG. 6 is a rear view of the craft tray; and,
FIG. 7 is an exploded top view of the craft tray.

1 Claim, 5 Drawing Sheets

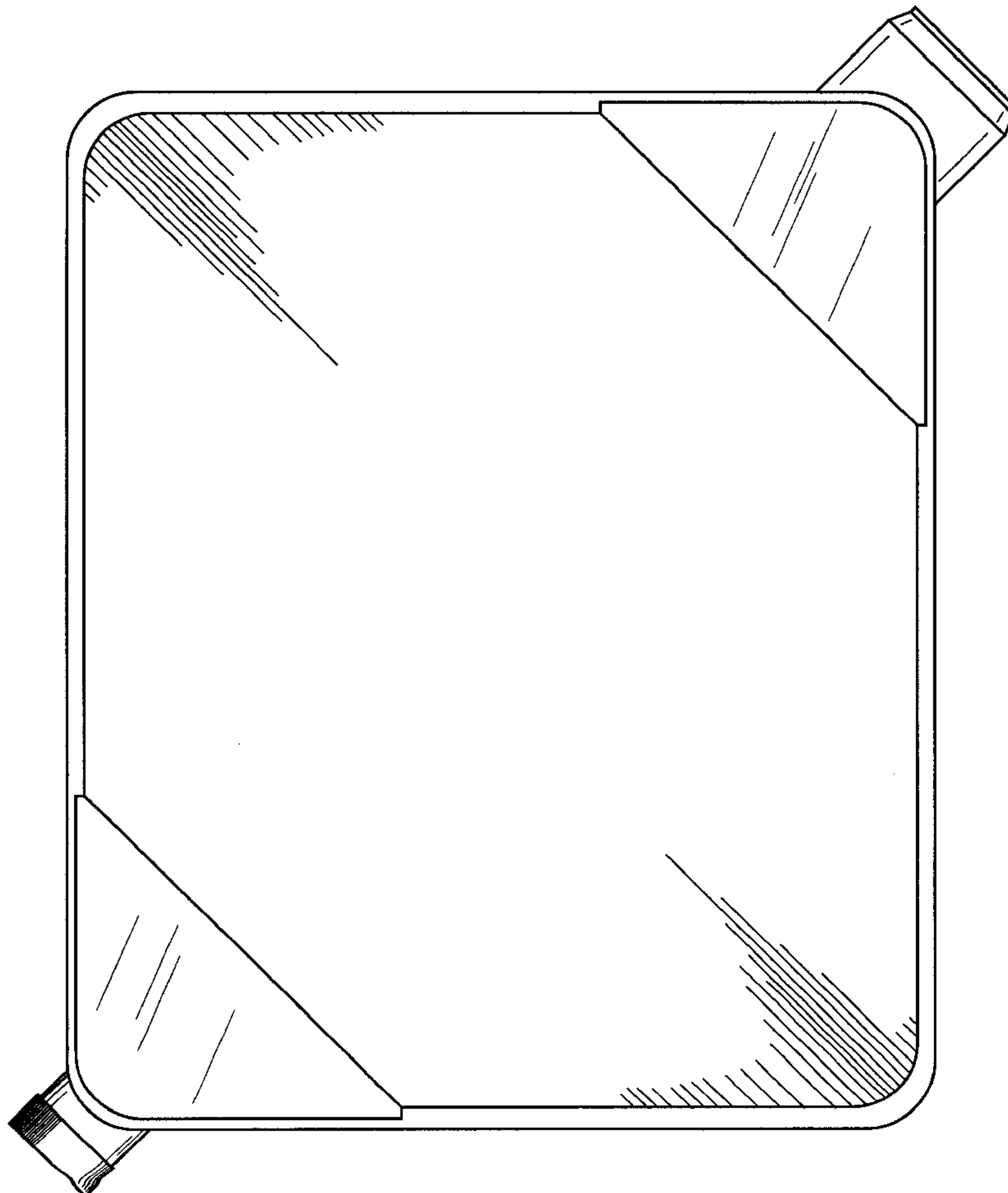


Fig. 1




Fig. 2




Fig. 3




Fig. 4

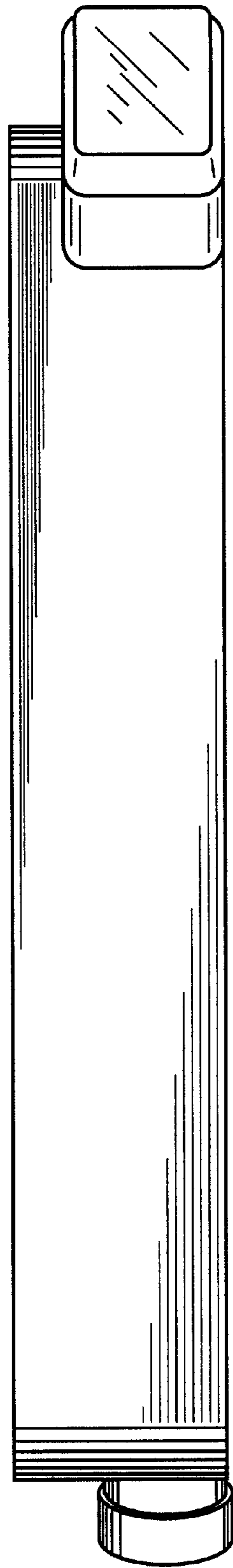


Fig. 5




Fig. 6




Fig. 7

