



US00D467729S

(12) **United States Design Patent**
Vazquez

(10) **Patent No.:** **US D467,729 S**

(45) **Date of Patent:** **** Dec. 31, 2002**

(54) **CONVEX COMPACTED BAG WITH ZIPPER EDGE**

D443,134 S * 5/2001 Vazquez D3/226
D448,926 S * 10/2001 Vazquez D3/233

(75) Inventor: **Maximino Vazquez**, New York, NY (US)

* cited by examiner

Primary Examiner—Louis S. Zarfaz
Assistant Examiner—Monica A. Weingart

(73) Assignee: **Maxworld, Inc.**, New York, NY (US)

(74) *Attorney, Agent, or Firm*—Darby & Darby

(**) Term: **14 Years**

(57) **CLAIM**

(21) Appl. No.: **29/135,706**

The ornamental design for a convex compacted bag with zipper edge, as shown and described.

(22) Filed: **Jan. 16, 2001**

DESCRIPTION

(51) **LOC (7) Cl.** **03-01**

(52) **U.S. Cl.** **D3/238**

(58) **Field of Search** D3/215, 226, 229, D3/232, 233, 234, 238, 244, 245, 247, 248, 249, 250, 252, 253, 254, 303, 318, 319, 321, 322; 150/102, 131, 137, 138, 143, 144, 150, 152; 383/18, 42, 43, 907

FIG. 1 is a top plan view of a convex compacted bag with zipper edge having a top surface with shading indicating a first preselected fabric and having a zipper edge, the bottom plan view being a mirror image thereof;

FIG. 2 is a side perspective view thereof, illustrating top and bottom surfaces both in the first preselected fabric and a zipper extending circumferentially therebetween, and further illustrating an optional pouch in the top surface and zipper pull;

(56) **References Cited**

U.S. PATENT DOCUMENTS

| | | | | | | |
|-----------|---|---|---------|-----------------|-------|----------|
| 839,529 | A | * | 12/1906 | Weissbrod | | 383/42 |
| 1,491,711 | A | | 4/1924 | Levine | | |
| 1,600,633 | A | * | 9/1926 | Hildebrand | | 383/907 |
| 2,123,447 | A | | 7/1938 | Waite | | 2/48 |
| 2,154,235 | A | * | 4/1939 | Esterow et al. | | 383/907 |
| 2,470,367 | A | * | 5/1949 | Palma | | D3/245 |
| 2,493,085 | A | | 1/1950 | Pincus | | 150/1.7 |
| D205,756 | S | | 9/1966 | Triplett | | D9/2 |
| 3,322,176 | A | | 5/1967 | Geller | | 150/1.7 |
| D250,737 | S | | 1/1979 | Brosk | | D2/226 |
| D258,998 | S | | 4/1981 | Pratt et al. | | D3/41 |
| 4,301,549 | A | | 11/1981 | Ingram | | 2/250 |
| 4,838,709 | A | | 6/1989 | Guerrero et al. | | 383/18 |
| D350,024 | S | | 8/1994 | Ryker | | D3/202 |
| 5,544,792 | A | | 8/1996 | Arnwine | | 224/153 |
| D385,452 | S | | 10/1997 | Marti | | D6/601 |
| D389,642 | S | | 1/1998 | Nadel | | D3/254 |
| 5,799,336 | A | | 9/1998 | Cooper | | 2/247 |
| 5,809,576 | A | | 9/1998 | Hutson et al. | | 2/247 |
| 5,881,383 | A | | 3/1999 | Perkins | | 2/144 |
| D418,974 | S | | 1/2000 | Vazquez | | D3/226 |
| D431,901 | S | * | 10/2000 | Vazquez | | D3/303 X |
| D441,526 | S | * | 5/2001 | Vazquez | | D3/226 |

FIG. 3 is a side perspective view thereof, showing an alternative arrangement with multiple fabrics having different shading including a top bottom surface with shading indicating the first preselected fabric and a bottom surface with shading indicating a second preselected fabric;

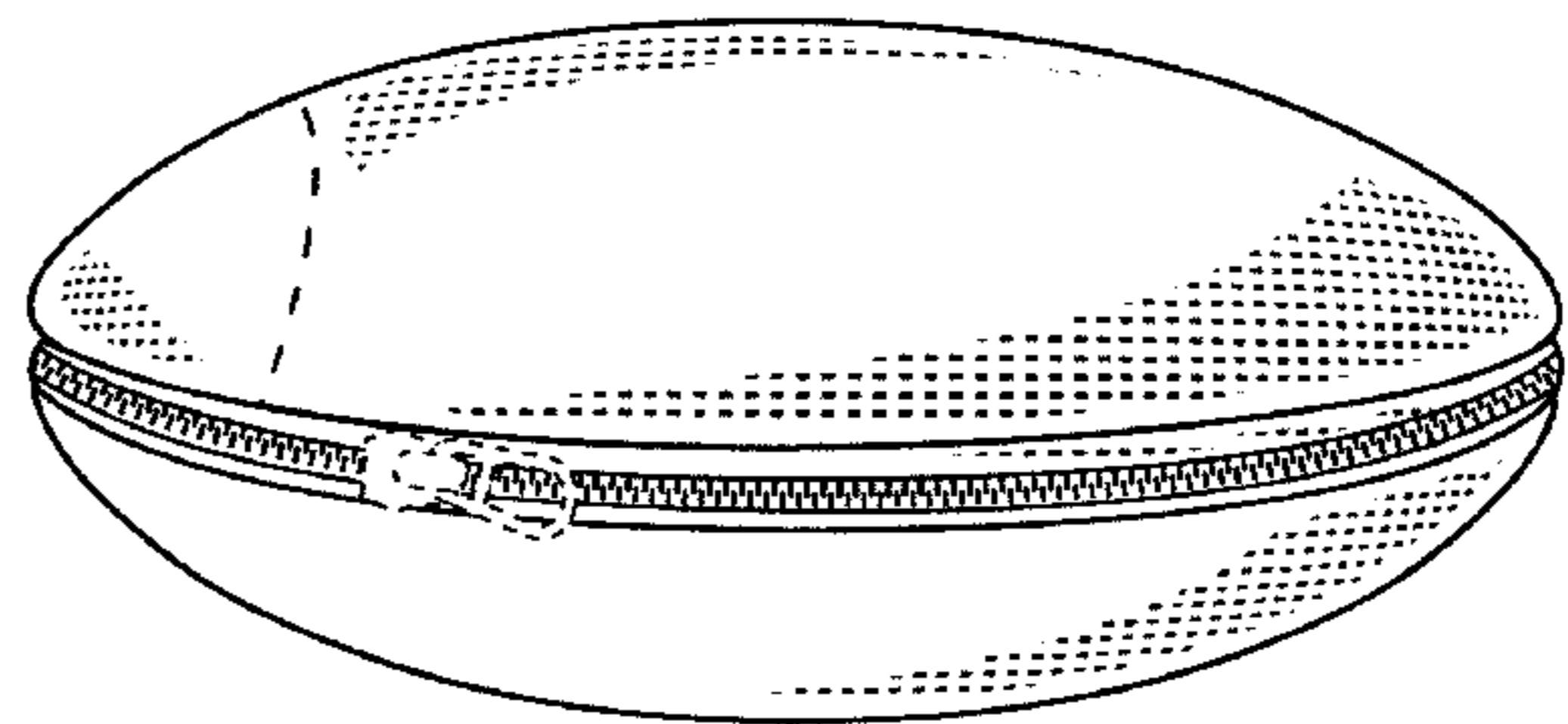
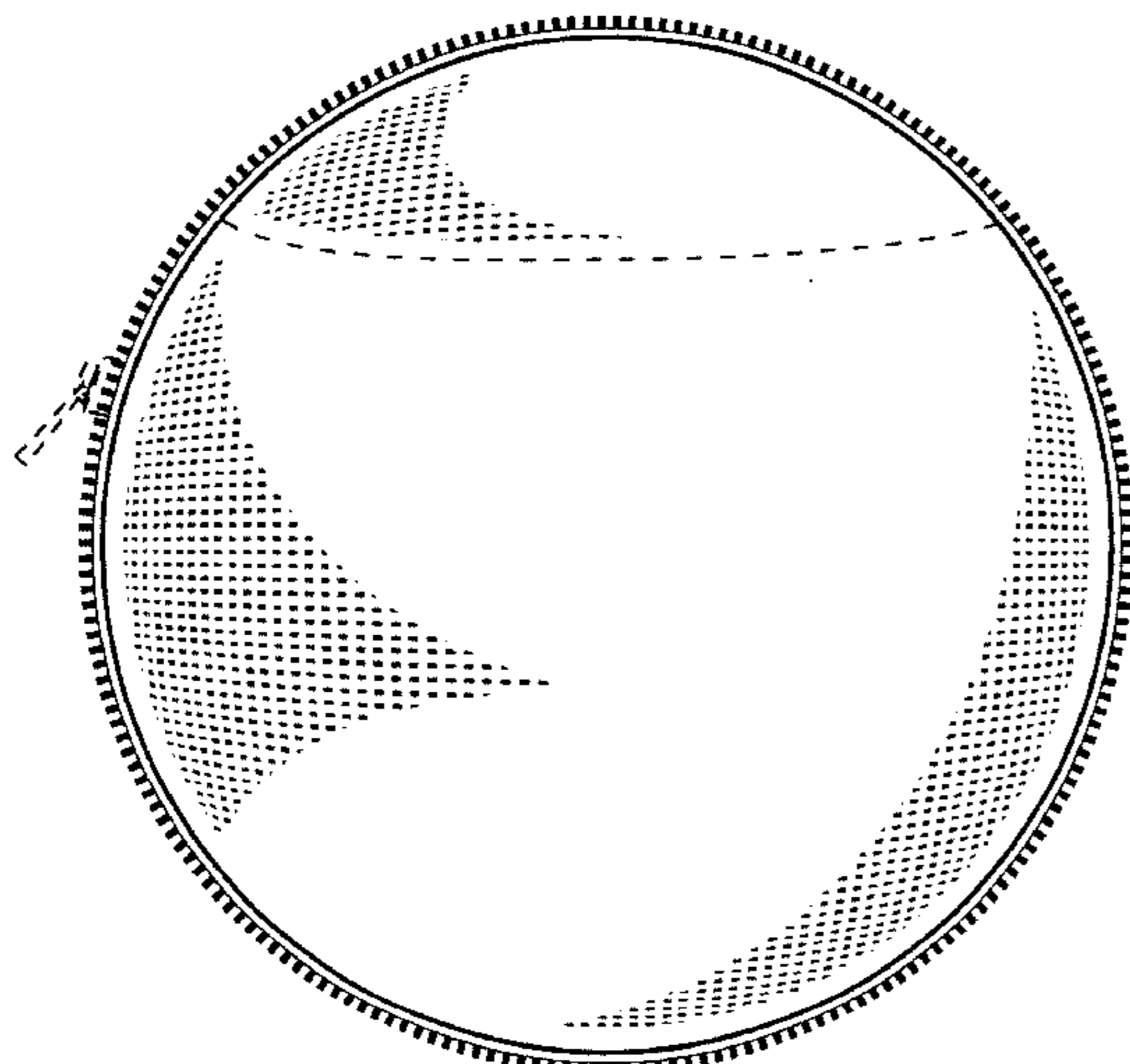
FIG. 4 is the side perspective view of FIG. 2, illustrating optional closures and hardware, respectively positioned on the top and bottom surfaces thereof and along the circumferential zipper;

FIG. 5 is a view of the convex compacted bag with zipper edge in an inverted state with the top and bottom surfaces spaced from one another and commonly supported by an uncompactd carry bag, the contour of the uncompactd carry bag forming no part of the claimed design; and,

FIG. 6 is a detail view of a portion of FIG. 5 showing part of the zipper edge of the bag when in the inverted state.

The broken line showing of hardware (e.g., the closure, zipper and clip) as well as the position of the hardware relative to the claimed design and any other broken lines are to show the environment only and are not part of the claimed design.

1 Claim, 4 Drawing Sheets



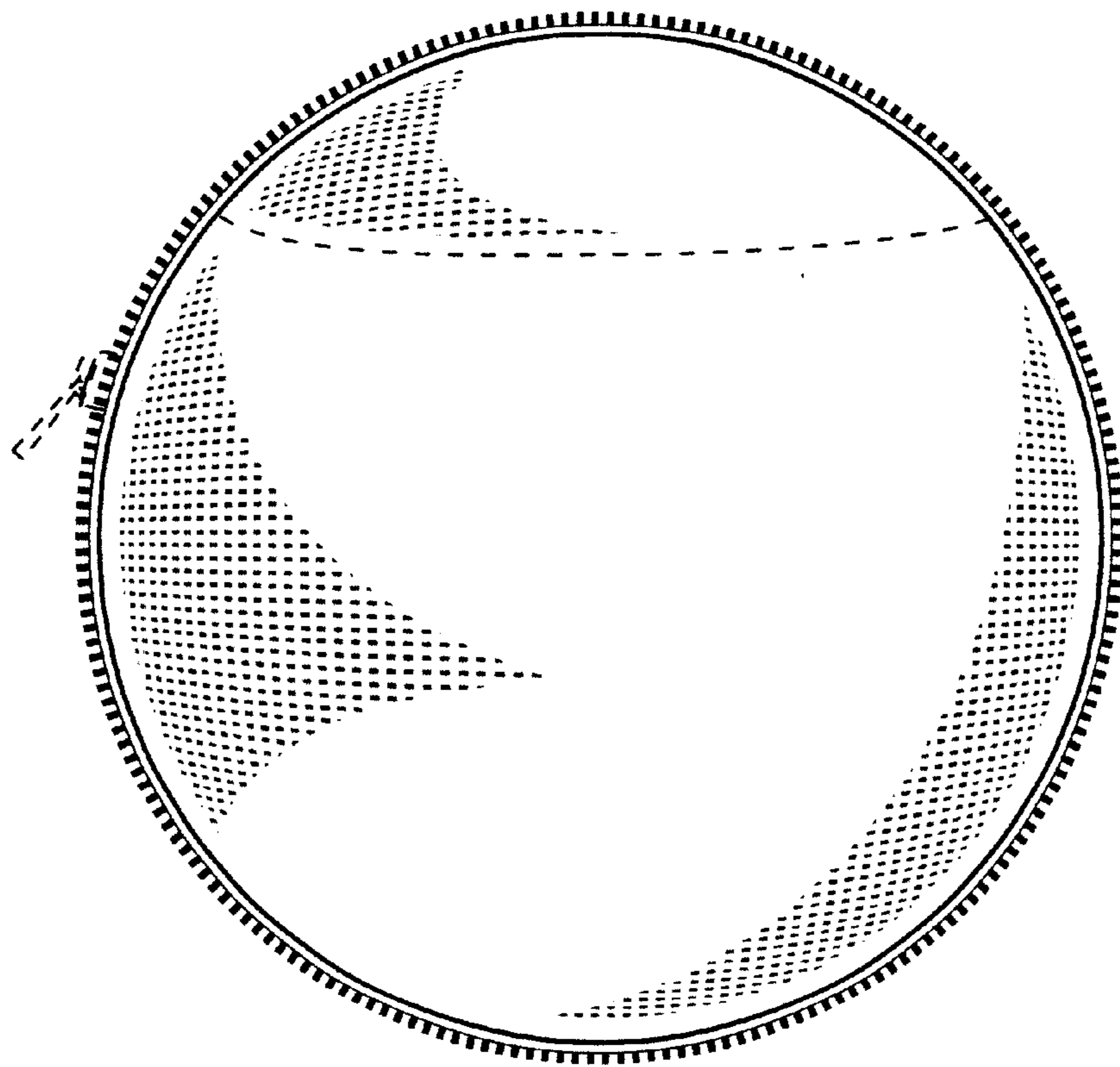


FIG. 1

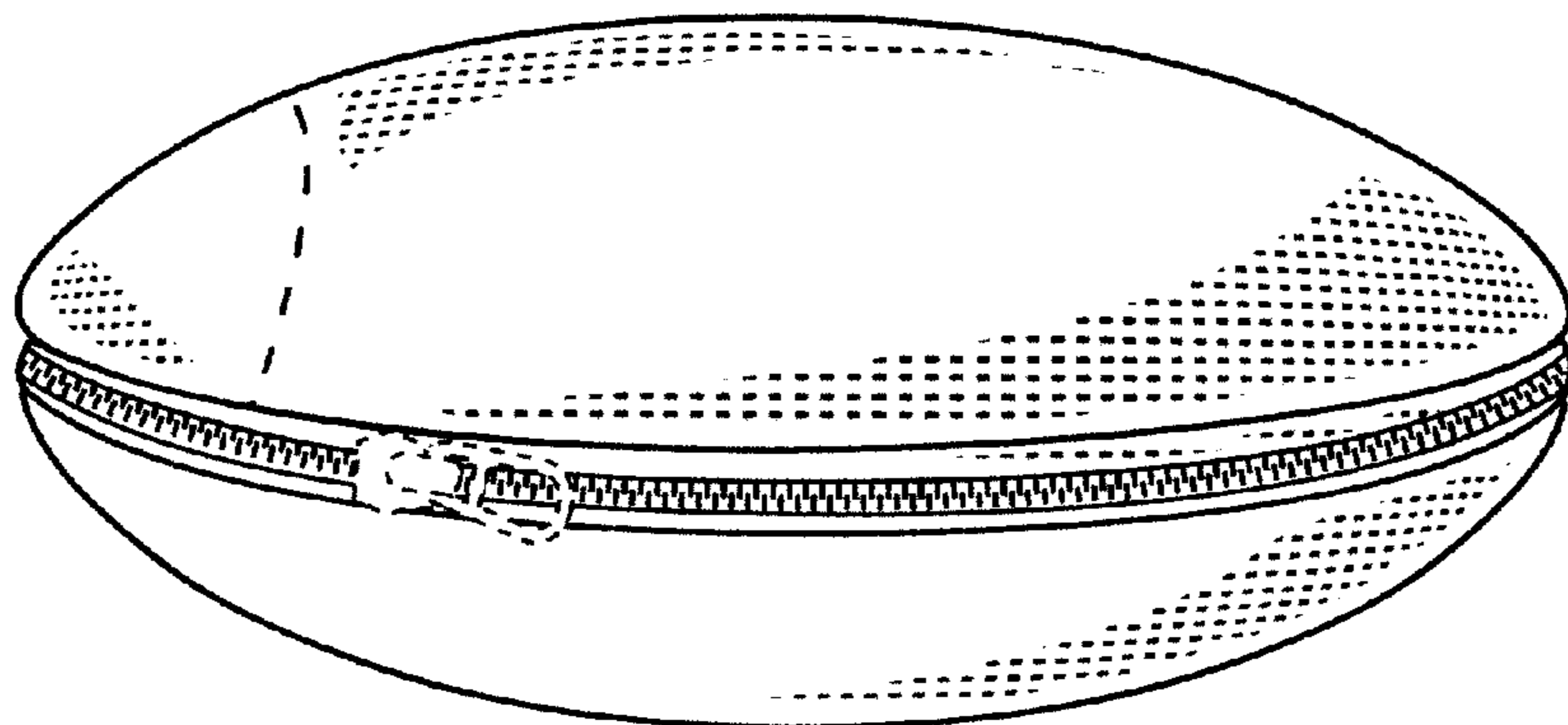


FIG. 2




FIG. 3

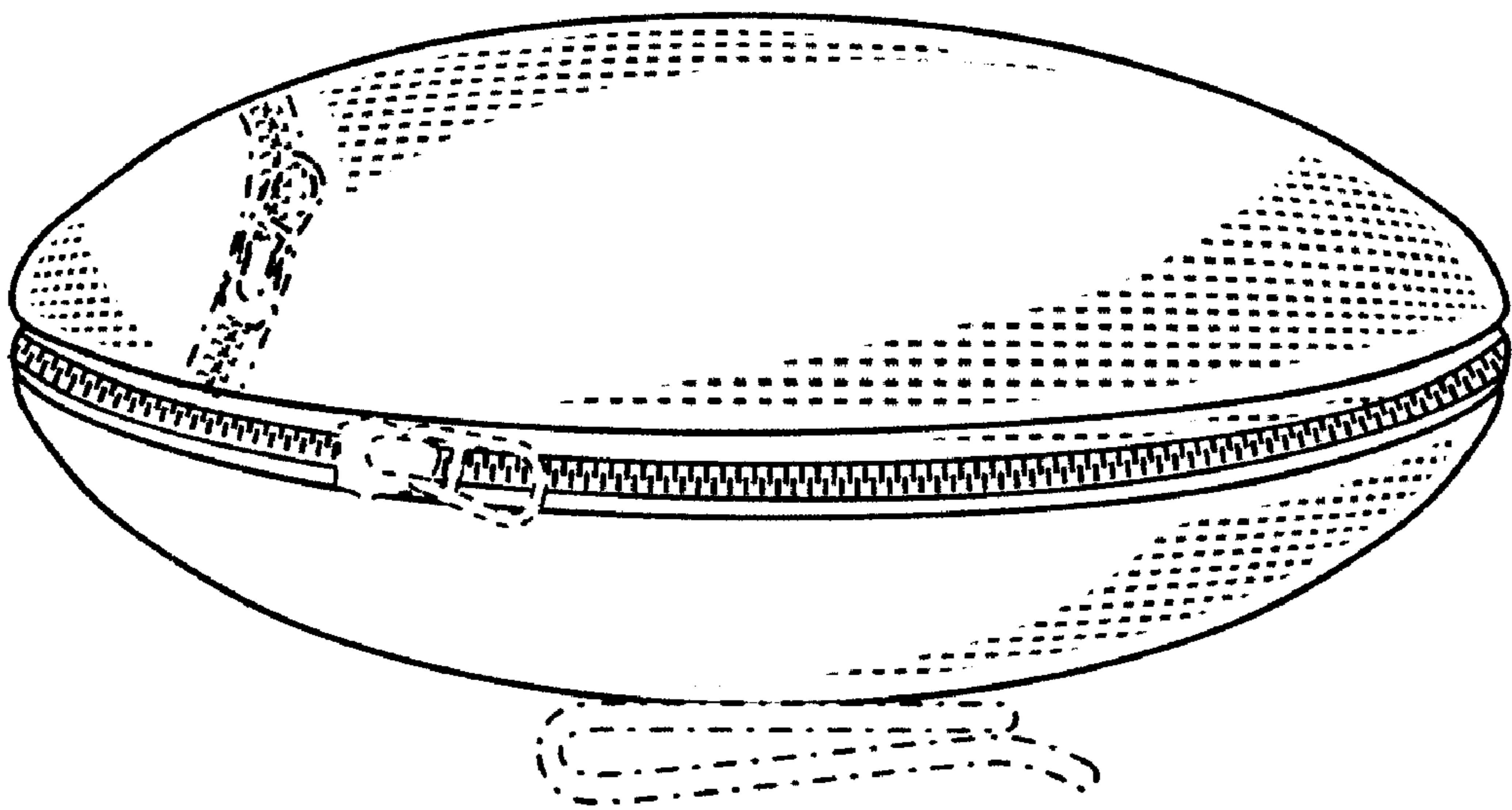


FIG. 4

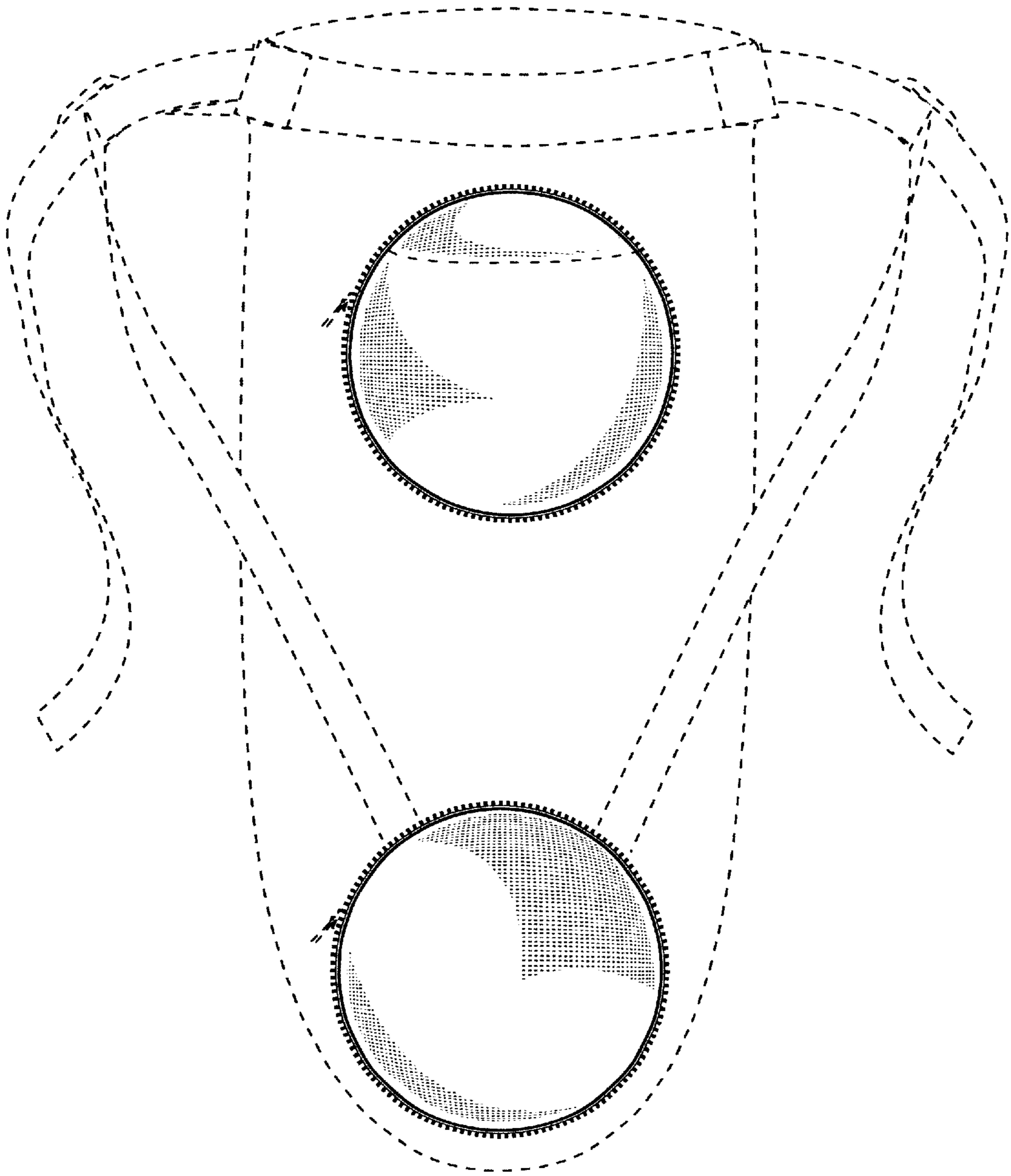


FIG. 5




FIG. 6