



US00D467720S

(12) **United States Design Patent**
Patt

(10) **Patent No.:** **US D467,720 S**

(45) **Date of Patent:** **** Dec. 31, 2002**

(54) **PORTION OF A SHOE UPPER**

(75) Inventor: **Scott Patt**, Portland, OR (US)

(73) Assignee: **Nike, Inc.**, Beaverton, OR (US)

(**) Term: **14 Years**

(21) Appl. No.: **29/163,799**

(22) Filed: **Jul. 15, 2002**

(51) **LOC (7) Cl.** **02-99**

(52) **U.S. Cl.** **D2/972**

(58) **Field of Search** D2/896, 902, 907,
D2/946, 969, 972, 973; 36/45, 50.1, 51,
77 M, 77 R, 83, 88, 113, 114, 126-130

(56) **References Cited**

U.S. PATENT DOCUMENTS

D281,829 S	12/1985	Radford	
D283,173 S	4/1986	Malone	
D287,422 S	12/1986	MacGregor et al.	
D290,783 S	7/1987	Selbiger et al.	
D291,501 S	8/1987	Tong	
D297,591 S	9/1988	Brown et al.	
D345,246 S	3/1994	Greene	
D345,253 S	3/1994	Lucas	
D347,317 S	5/1994	Avar	
D351,058 S	10/1994	Hatfield et al.	
D352,162 S	11/1994	Morris	
D355,756 S	2/1995	Vestuti	
D361,884 S	9/1995	Lozano	
D384,197 S	9/1997	Crowley	
D385,399 S	10/1997	Worthington	
D385,406 S	10/1997	Doxey	
D395,944 S	7/1998	Avar	
D410,691 S	6/1999	Boyer	
D413,721 S	9/1999	Roth	
D417,774 S	* 12/1999	Hlavacs D2/972
D419,756 S	2/2000	Edwards	
D427,760 S	7/2000	Holmes	
D428,552 S	7/2000	Lupo	
D432,778 S	10/2000	McCourt	
D433,220 S	11/2000	Fogg	

D434,547 S	12/2000	Kim	
D435,162 S	12/2000	Wilson	
D435,336 S	12/2000	Barret et al.	
D439,034 S	3/2001	Lozano	
D443,756 S	* 6/2001	McDowell D2/972
D444,623 S	7/2001	Wilson	
D447,859 S	9/2001	Matis et al.	
D461,950 S	* 8/2002	Adams D2/969

OTHER PUBLICATIONS

Nike Footwear Catalog Spring 1990, p. 40, published Jun. 1989.
 Nike Footwear Catalog Fall 1990, p. 50, published Dec. 1989.
 Nike Footwear Catalog Spring 1994, p. 22, published Jun. 1993.
 Nike Footwear Catalog Spring 1994, p. 28, published Jun. 1993.
 Nike Footwear Catalog Fall 1994, p. 56, published Nov. 1993.

(List continued on next page.)

Primary Examiner—Dominic Simone

(74) *Attorney, Agent, or Firm*—Banner & Witcoff, Ltd.

(57) **CLAIM**

The ornamental design for a portion of a shoe upper, as shown and described.

DESCRIPTION

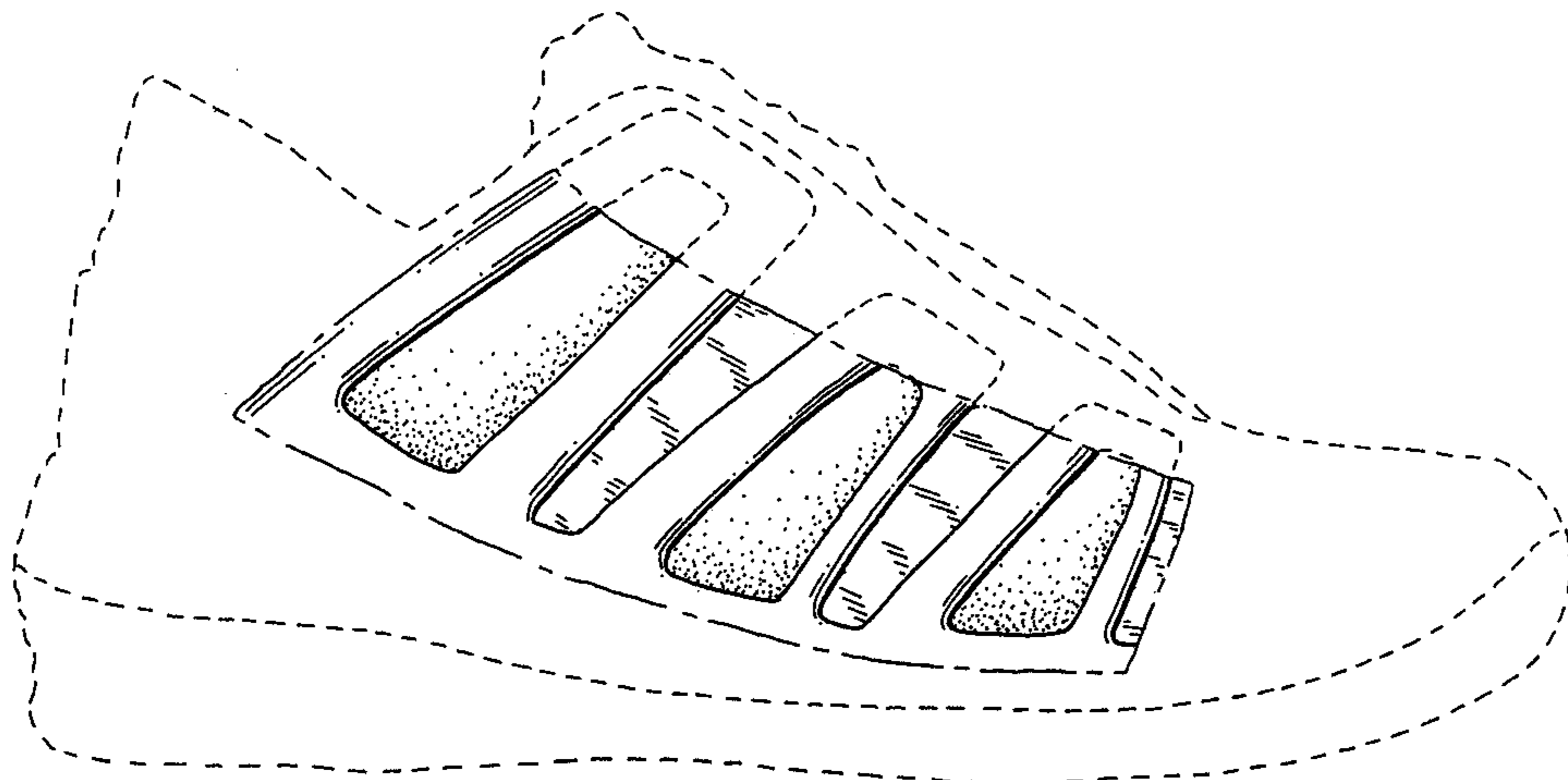
FIG. 1 is a side perspective view of a portion of a shoe upper showing my new design;

FIG. 2 is a side view thereof; and,

FIG. 3 is a top view thereof.

The uneven broken lines immediately adjacent to the shaded areas form an unclaimed boundary of the design. The broken line showing of the remainder of the shoe is for illustrative purposes only and forms no part of the claimed design. The depicted contrast in shading represents a contrast in appearance, for example, by color, texture, and/or material.

1 Claim, 3 Drawing Sheets



OTHER PUBLICATIONS

Nike Footwear Catalog, Fall 1994, p. 104, published Nov. 1993.

Nike Footwear Catalog Spring 1995, p. 35, published Jun. 1994.

Nike Footwear Catalog Fall 1996, p. 141, published Dec. 1995.

Nike Footwear Catalog, Holiday 1997, p. 69, published Mar. 1997.

Nike Footwear Catalog Spring 1998, p. 92, published Jun. 1997.

Nike Footwear Catalog Late Spring 1998, p. 201, published Sep. 1997.

Nike Footwear Catalog Fall 1999, p. M46, published Nov. 1998.

Nike Footwear Catalog Fall 2000 #1, p. M17, published Nov. 1999.

Nike Footwear Catalog Fall 2000#1, p. M48, published Nov. 1999.

Nike Footwear Catalog Holiday 2000, p. M38, published Mar. 2000.

Nike Footwear Catalog Spring 2001, p. W71, published Jun. 2000.

* cited by examiner

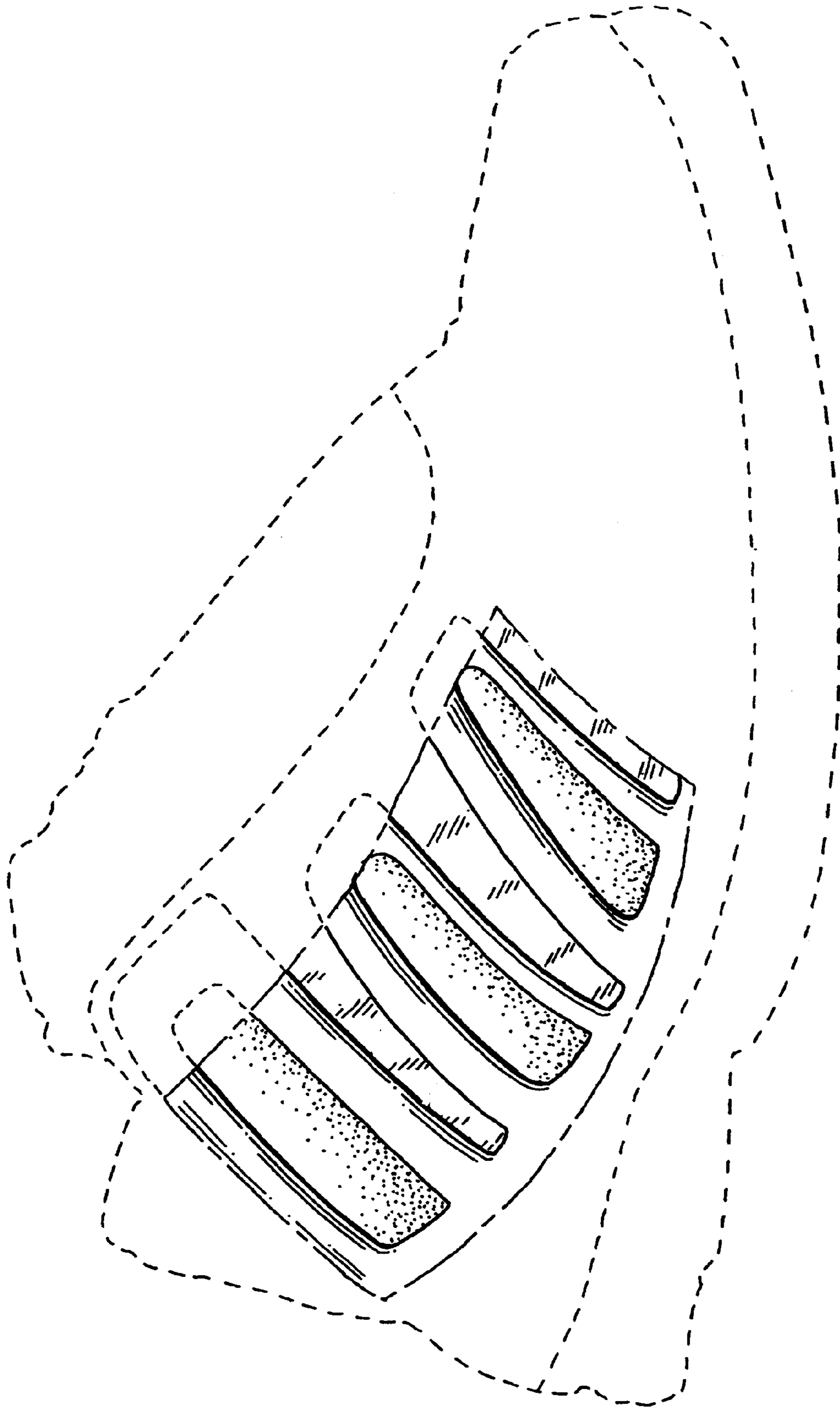


FIG. 1

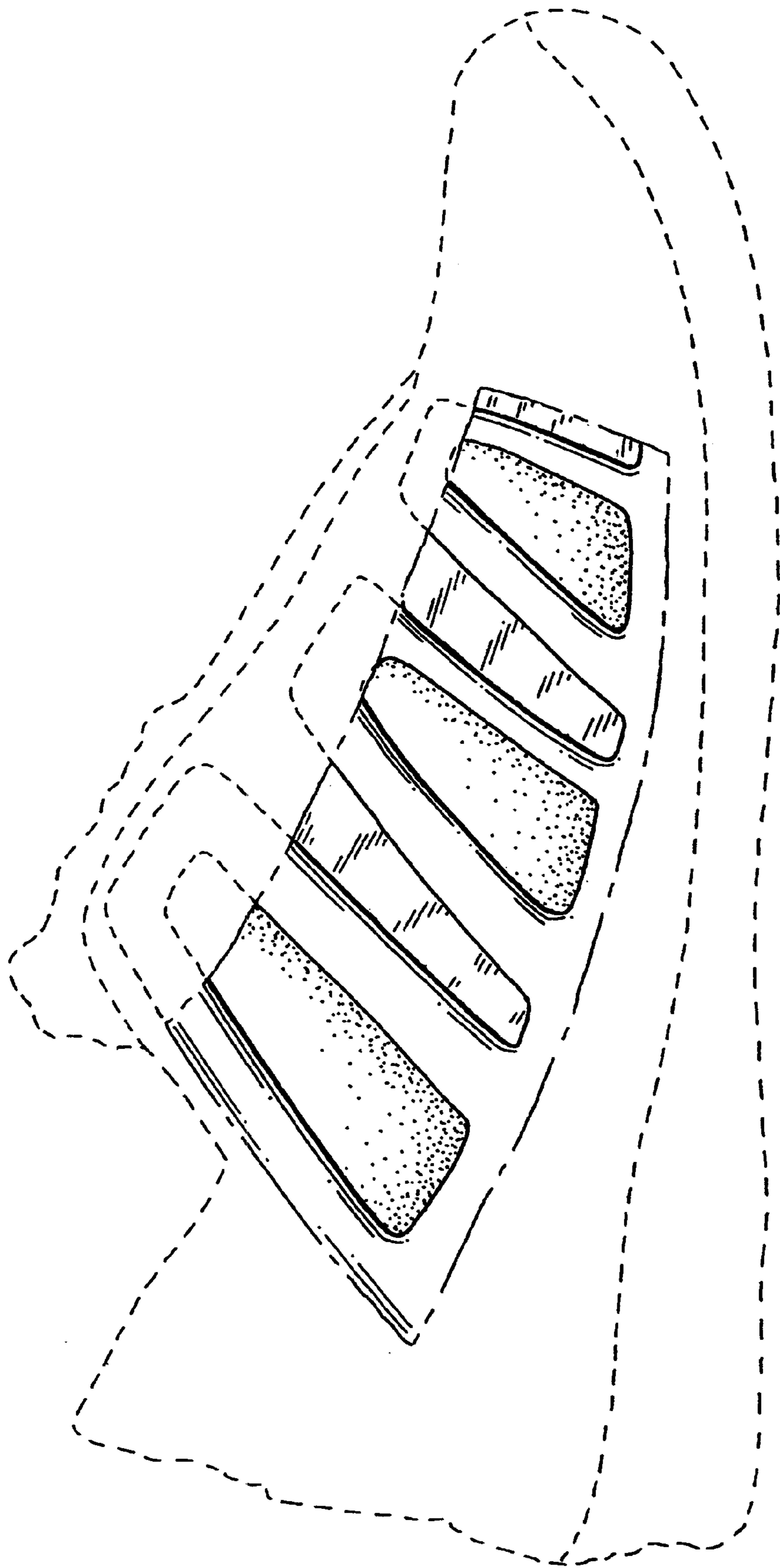


FIG. 2

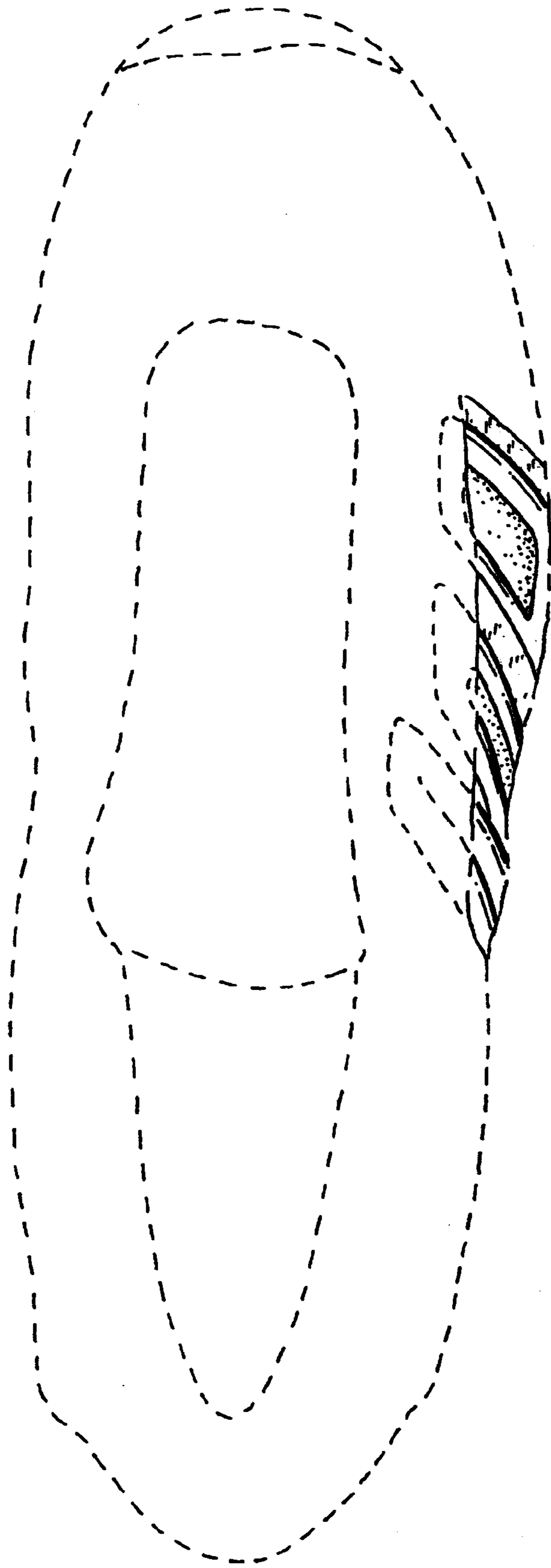


FIG. 3