



US00D467719S

(12) **United States Design Patent**
Blakeslee

(10) **Patent No.:** **US D467,719 S**

(45) **Date of Patent:** **** Dec. 31, 2002**

(54) **SIDE ELEMENT OF A SHOE UPPER**

(75) Inventor: **Carl Blakeslee**, Beaverton, OR (US)

(73) Assignee: **Nike, Inc.**, Beaverton, OR (US)

(**) Term: **14 Years**

(21) Appl. No.: **29/163,135**

(22) Filed: **Jun. 27, 2002**

(51) **LOC (7) Cl.** **02-99**

(52) **U.S. Cl.** **D2/972**

(58) **Field of Search** D2/896, 902, 907,
D2/949, 969, 972, 973; 36/45, 50.1, 51,
77 M, 77 R, 83, 88, 113, 114, 126-130

(56) **References Cited**

U.S. PATENT DOCUMENTS

D55,814 S	7/1920	Pasquarelli	
3,798,804 A	3/1974	Funck	
D296,491 S	7/1988	Diaz	
D299,783 S	2/1989	Brown et al.	
D391,754 S	3/1998	Lozano	
D393,358 S	4/1998	Teague	
D395,349 S	6/1998	Link	
D398,754 S	9/1998	McCourt	
D407,202 S	* 3/1999	Cass D2/972
D407,206 S	3/1999	Avar	
D411,250 S	6/1999	Fogg	
D435,718 S	1/2001	Laberge	
D435,960 S	1/2001	Matie et al.	
D455,251 S	* 4/2002	Sakai D2/969
D458,014 S	* 6/2002	Matis D2/969

OTHER PUBLICATIONS

Nike Footwear Catalog, Spring 1990, published Jun. 1989, (pp. 84, 100), Beaverton, Oregon.

Nike Footwear Catalog, Fall 1990, published Dec. 1989, (pp. 56, 140), Beaverton, Oregon.

Nike Footwear Catalog, Spring 1991, published Jun. 1990, (pp. 60, 68, 146), Beaverton, Oregon.

Nike Footwear Catalog, Fall 1991, published Dec. 1990, (pp. 10, 130, 177), Beaverton, Oregon.

Nike Footwear Catalog, Spring 1994, published Jun. 1993, (p. 70), Beaverton, Oregon.

Nike Footwear Catalog, Fall 1994, published Nov. 1993, (p. 150), Beaverton, Oregon.

Nike Footwear Catalog, Spring 1995, published Jun. 1994, (pp. 8, 29, 106), Beaverton, Oregon.

Nike Footwear Catalog, Holiday 1995, published Mar. 1995, (pp. 43, 117,), Beaverton, Oregon.

Nike Footwear Catalog, Holiday 1996, published Mar. 1996, (p. 11,), Beaverton, Oregon.

Nike Footwear Catalog, Holiday 1997, published Mar. 1996, (pp. 25, 159), Beaverton, Oregon.

Nike Footwear Catalog, Fall 1997, published Mar. 1995, (pp. 43, 117,), Beaverton, Oregon.

* cited by examiner

Primary Examiner—Dominic Simone

(74) *Attorney, Agent, or Firm*—Trask Britt

(57) **CLAIM**

The ornamental design for a side element of a shoe upper, as shown and described.

DESCRIPTION

FIG. 1 is a perspective view of a side element of a shoe upper showing my new design;

FIG. 2 is a side view of the side element of a shoe upper shown in FIG. 1;

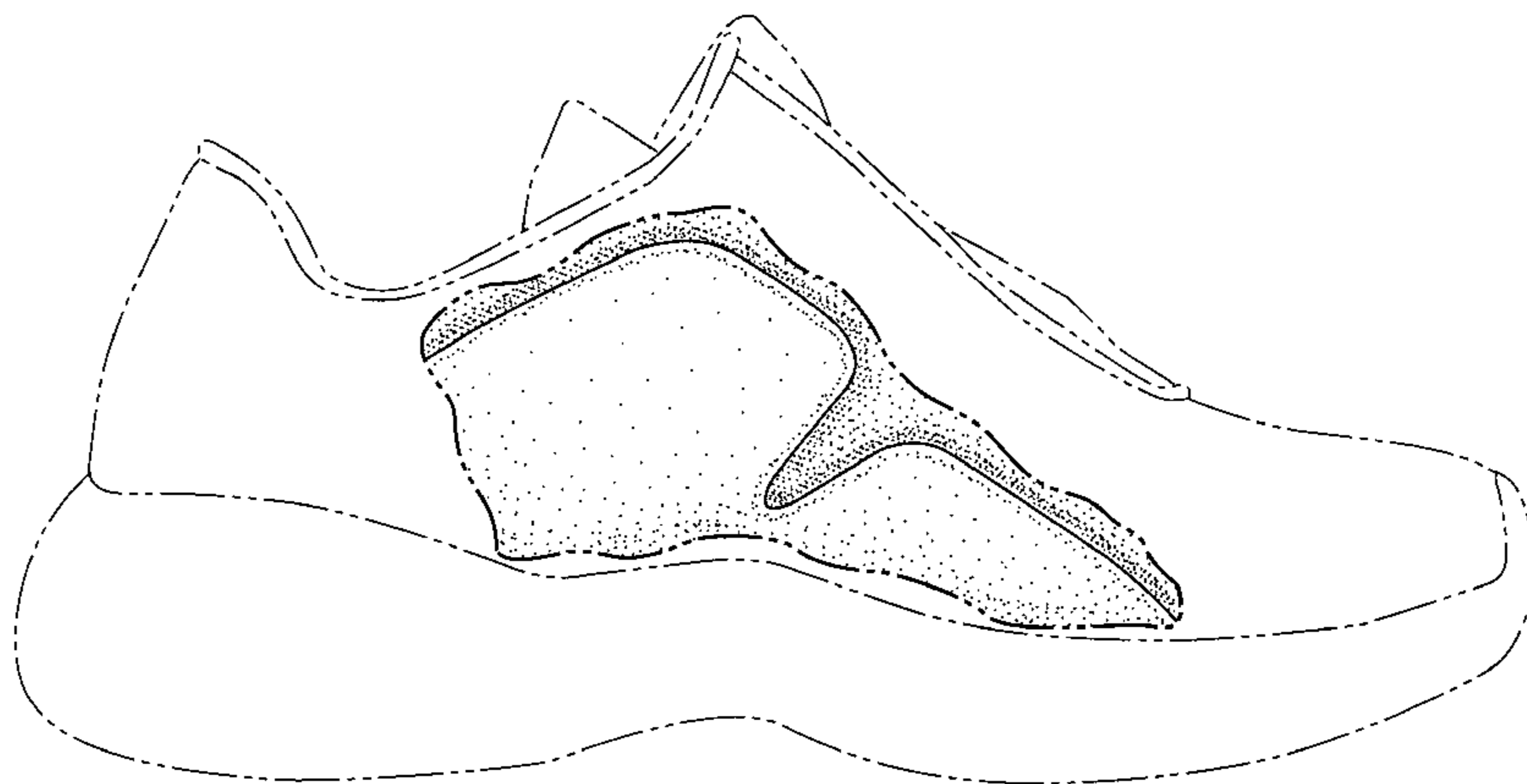
FIG. 3 is a front view of the side element of a shoe upper shown in FIG. 1;

FIG. 4 is a rear view of the side element of a shoe upper shown in FIG. 1; and,

FIG. 5 is a top view of the side element of a shoe upper shown in FIG. 1.

The uneven broken lines immediately adjacent to the shaded areas represent the bounds of the claimed design. All other uneven broken lines represent the remaining portion of the shoe. The uneven broken line representations in FIGS. 1-5 are for illustrative purposes only and form no part of the claimed design.

1 Claim, 2 Drawing Sheets



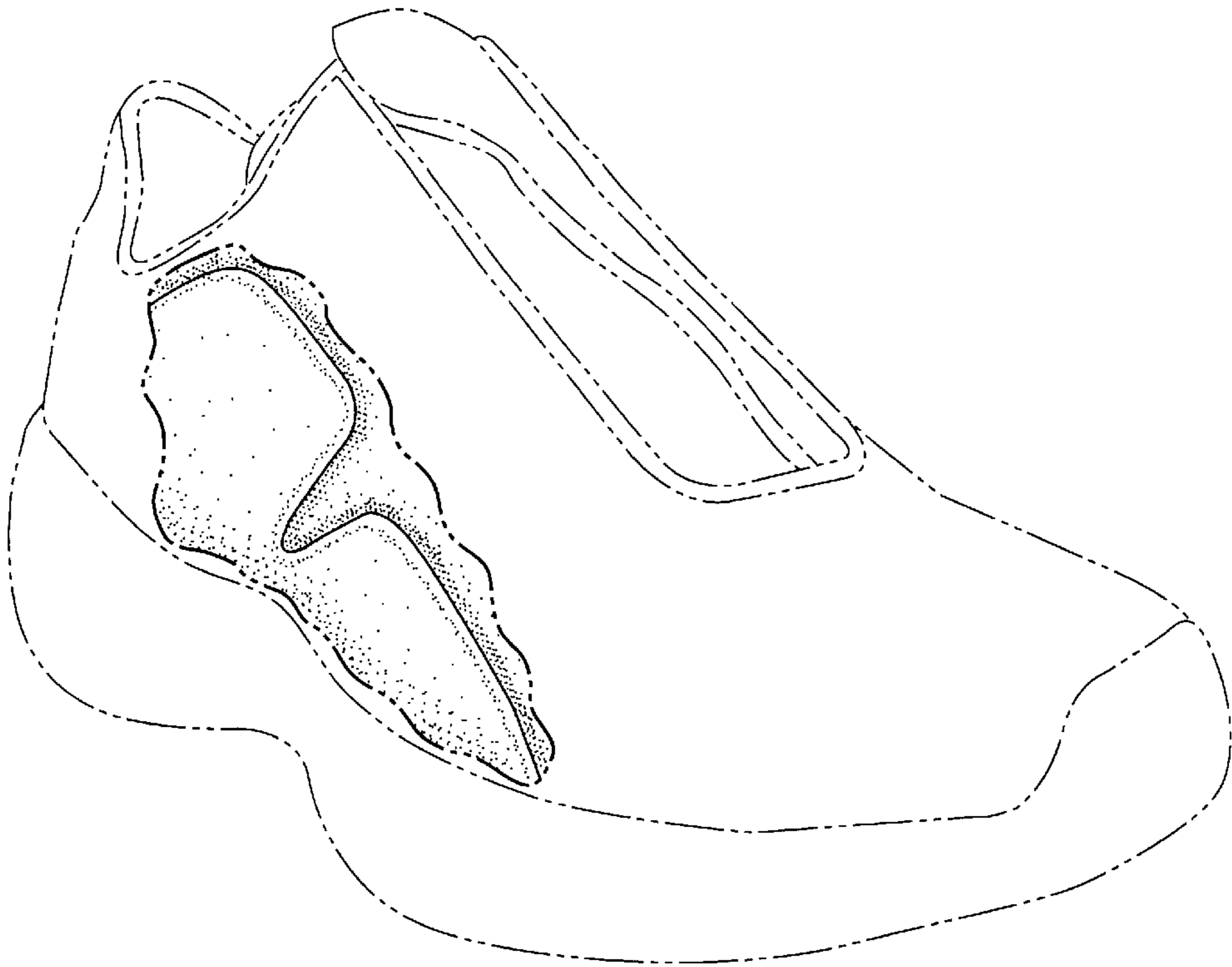


Fig. 1

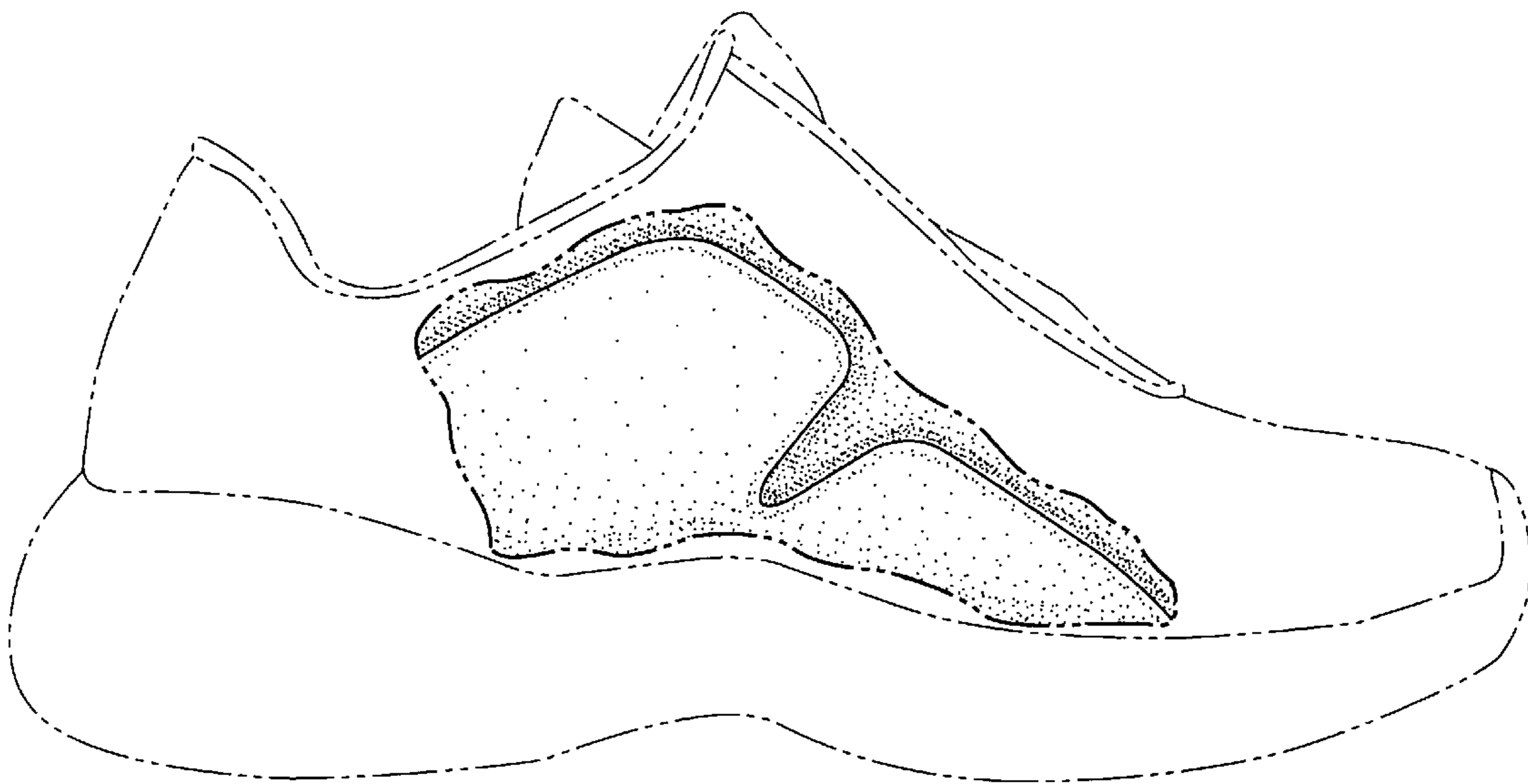


Fig. 2

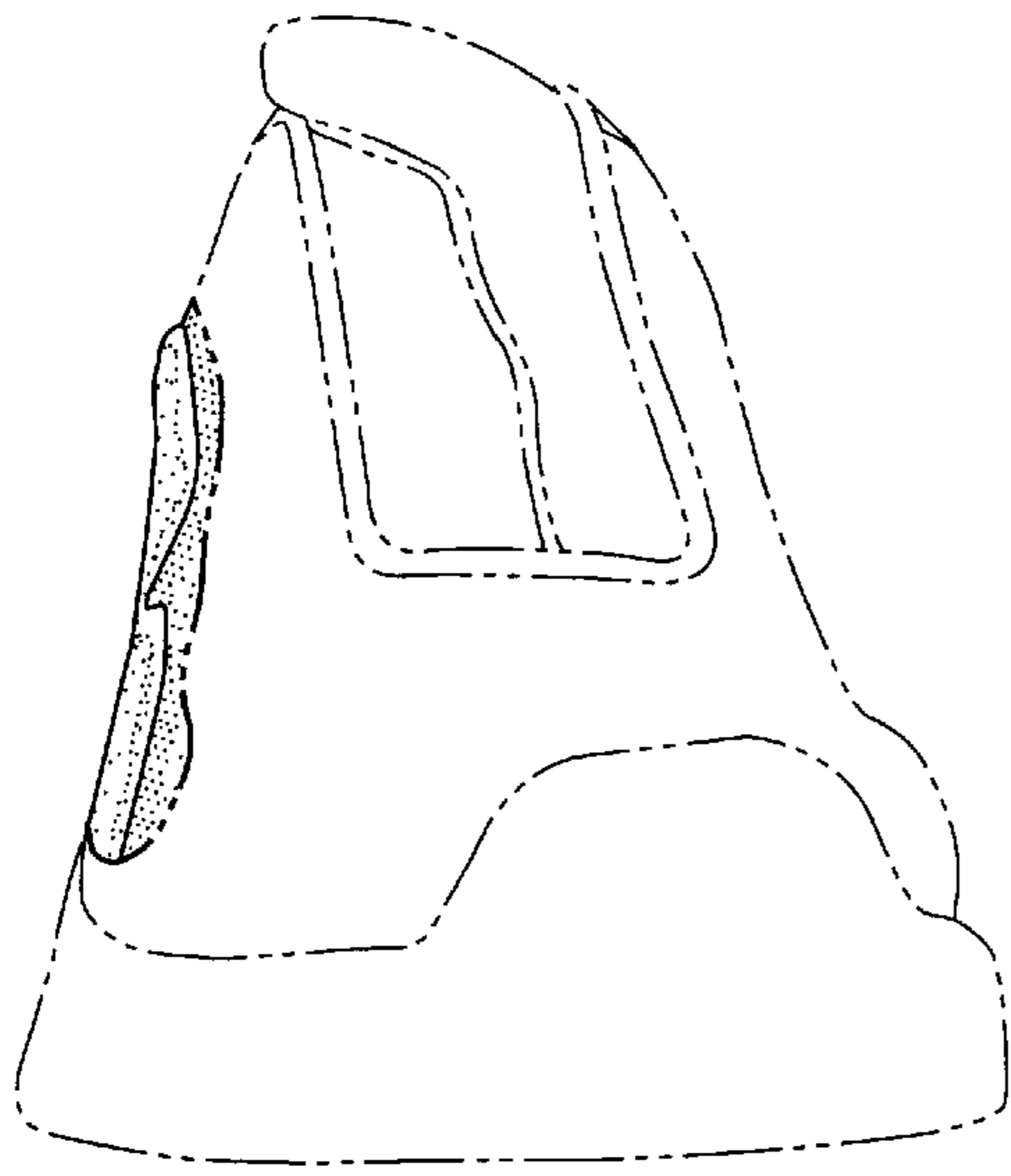


Fig. 3

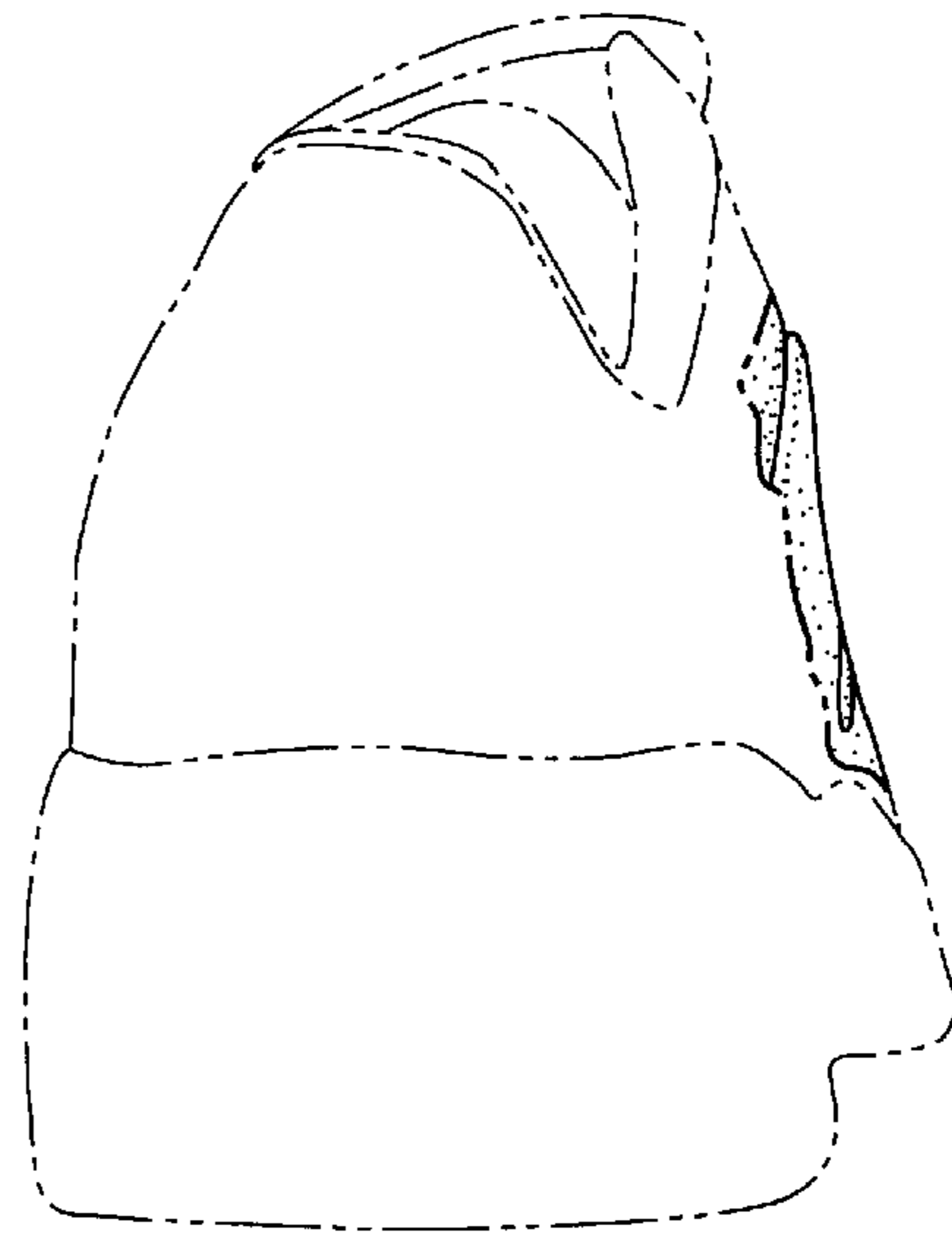


Fig. 4

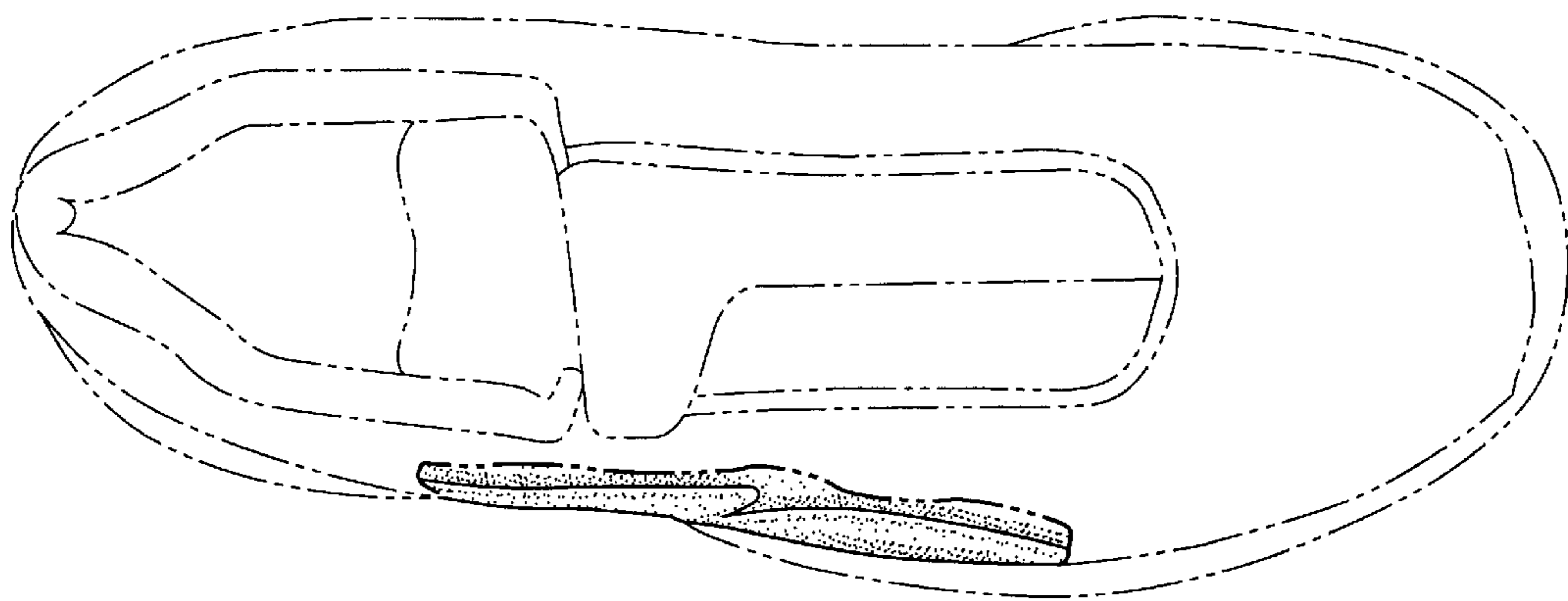


Fig. 5