



US00D467718S

(12) **United States Design Patent**  
**Holmes**

(10) **Patent No.:** **US D467,718 S**

(45) **Date of Patent:** **\*\* Dec. 31, 2002**

(54) **SIDE ELEMENT OF A SHOE UPPER**

**OTHER PUBLICATIONS**

(75) Inventor: **Matthew J. Holmes**, Beaverton, OR (US)

“Nike Footwear Catalog,” Spring 1996, published Jun. 1995, (p. 13), Beaverton, Oregon.

(73) Assignee: **Nike, Inc.**, Beaverton, OR (US)

“Nike Footwear Catalog,” Spring 1997, published Jun. 1996, (p. 45), Beaverton, Oregon.

(\*\*) Term: **14 Years**

“Nike Footwear Catalog,” Late Spring 1997, published Sep. 1996, (p. 54), Beaverton, Oregon.

(21) Appl. No.: **29/162,583**

“Nike Footwear Catalog,” Spring 1998, published Jun. 1997 (pp. 12, 143), Beaverton, Oregon.

(22) Filed: **Jun. 18, 2002**

“Nike Footwear Catalog,” Fall 1998, published Nov. 1997 (pp. W7, W90), Beaverton, Oregon.

(51) **LOC (7) Cl.** ..... **02-99**

(List continued on next page.)

(52) **U.S. Cl.** ..... **D2/972**

(58) **Field of Search** ..... D2/896, 902, 907, D2/949, 969, 972, 973; 36/45, 50.1, 51, 77 M, 77 R, 83, 88, 113, 114, 126-130

*Primary Examiner*—Dominic Simone

(74) *Attorney, Agent, or Firm*—Trask Britt

(56) **References Cited**

(57) **CLAIM**

The ornamental design for a side element of a shoe upper, as shown and described.

**U.S. PATENT DOCUMENTS**

**DESCRIPTION**

D101,150 S	9/1936	Vamos	
D265,521 S	7/1982	Vermonet	
4,594,798 A	6/1986	Autry et al.	
D296,381 S	6/1988	Selbiger	
D297,587 S	9/1988	Selbiger et al.	
D297,780 S	9/1988	Tong et al.	
D298,082 S	10/1988	Selbiger et al.	
D300,385 S	3/1989	Backus	
4,876,806 A	10/1989	Robinson et al.	
D306,514 S	3/1990	Backus	
D311,268 S	10/1990	Hatfield	
D320,107 S	9/1991	Legassie et al.	
D329,737 S	9/1992	Elliot	
D348,559 S	* 7/1994	Preskar	..... D2/969
5,367,792 A	11/1994	Richard et al.	
D369,896 S	5/1996	Banik	
D393,359 S	4/1998	Doxey	
D401,757 S	12/1998	Mervar	
D414,599 S	10/1999	Doxey	
D432,777 S	* 10/2000	Lotti	..... D2/972
D449,425 S	10/2001	Sasaki	
D452,069 S	12/2001	Allen	
D453,413 S	2/2002	Tsujino et al.	

FIG. 1 is a perspective view of a side element of a shoe upper showing my new design;

FIG. 2 is a side view of the side element of a shoe upper shown in FIG. 1 ;


FIG. 3 is a front view of the side element of a shoe upper shown in FIG. 1;

FIG. 4 is a rear view of the side element of a shoe upper shown in FIG. 1; and,

FIG. 5 is a top view of the side element of a shoe upper shown in FIG. 1.

The uneven broken lines immediately adjacent to the shaded areas represent the bounds of the claimed design. All other uneven broken lines represent the remaining portion of the shoe. The uneven broken line representations in FIGS. 1-5 are for illustrative purposes only and form no part of the claimed design.

**1 Claim, 2 Drawing Sheets**



OTHER PUBLICATIONS

“Nike Footwear Catalog,” Fall 1999, published Nov. 1998 (pp. M16, M21), Beaverton, Oregon.

“Nike Footwear Catalog,” Spring 2000, published Jul. 1999 (p. 40), Beaverton, Oregon.

“Nike Footwear Catalog,” Fall 2000, published Nov. 1999 (p. 23), Beaverton, Oregon.

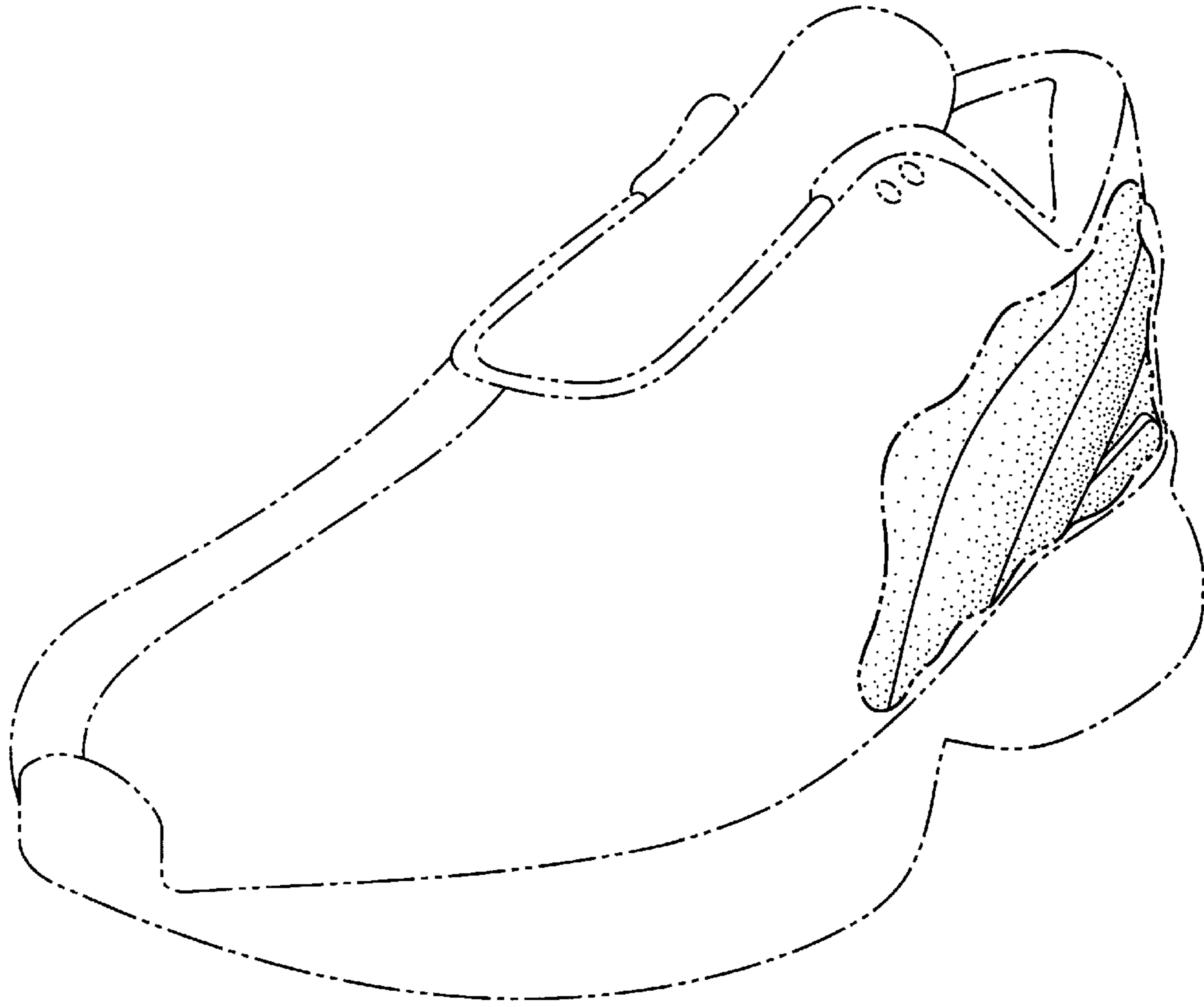
“Nike Footwear Catalog,” Fall 2001, published Nov. 2000 (pp. M19, M41, M48, M60), Beaverton, Oregon.

“Nike Footwear Catalog,” Spring 2002, published Jun. 2001 (pp. M14, W44), Beaverton, Oregon.

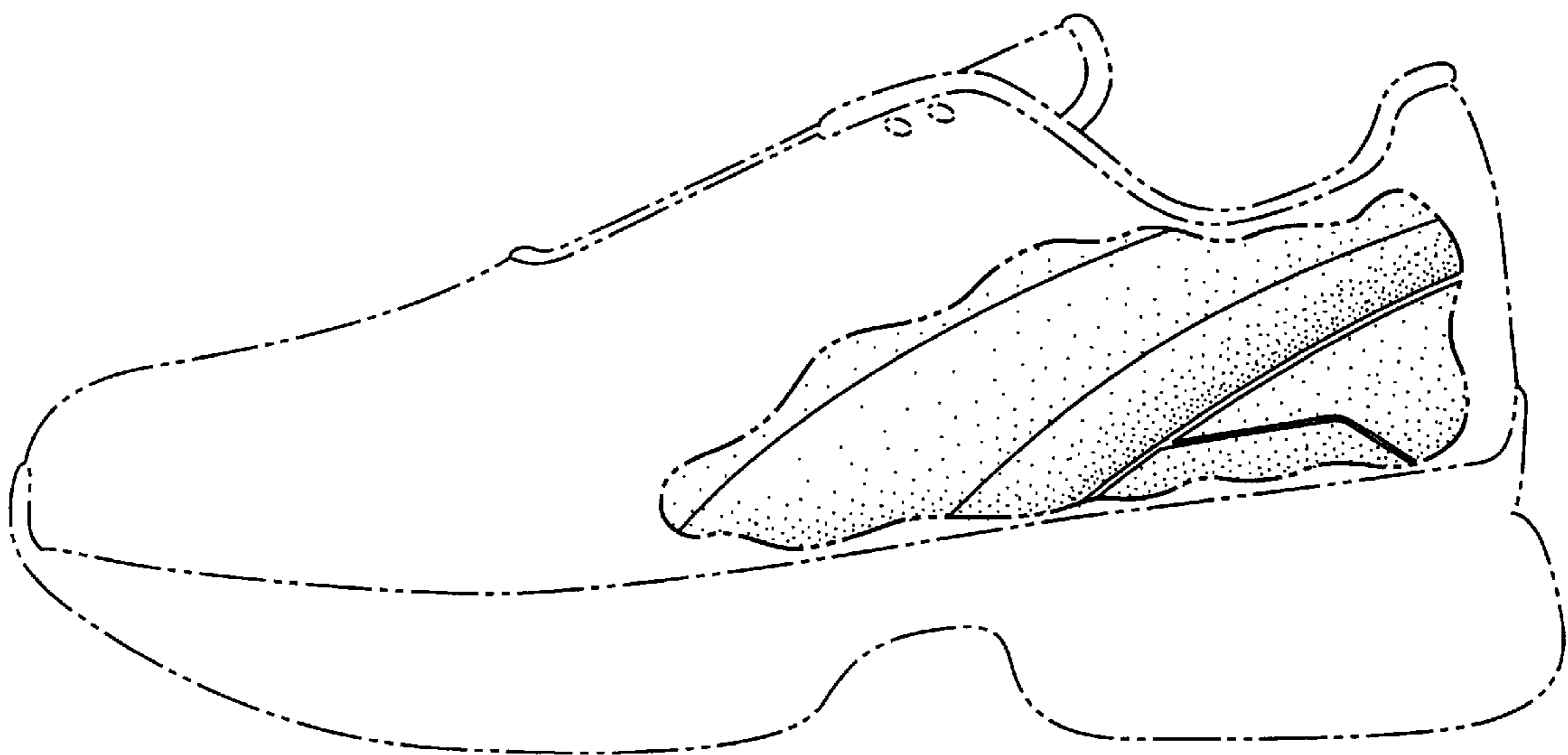
“Nike Footwear Catalog,” Late Spring 2002, published Sep. 2001 (pp. M12, W89), Beaverton, Oregon.

“Nike Footwear Catalog,” Fall 2002, published Nov. 2001 (pp. M19, M21), Beaverton, Oregon.

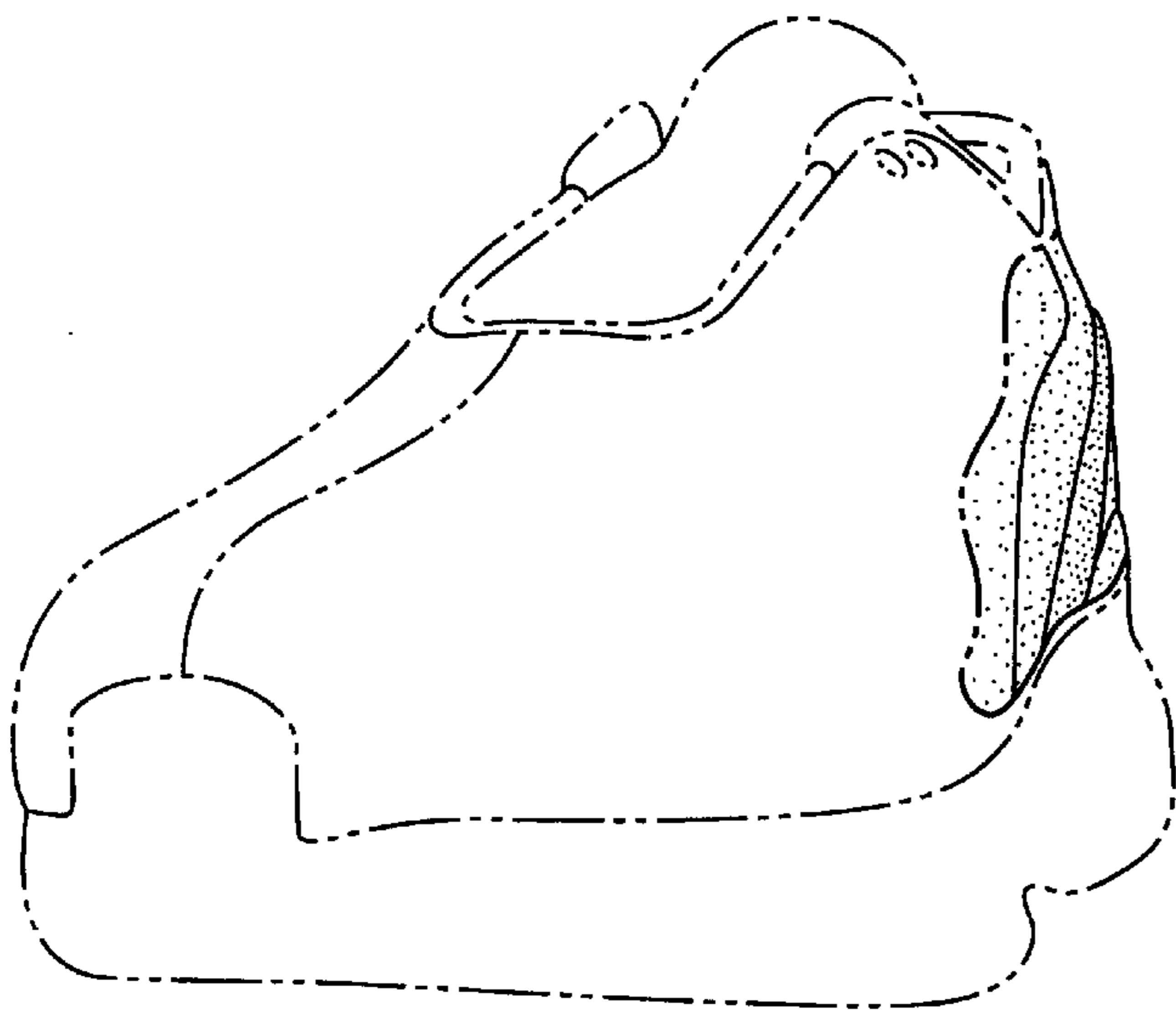
\* cited by examiner



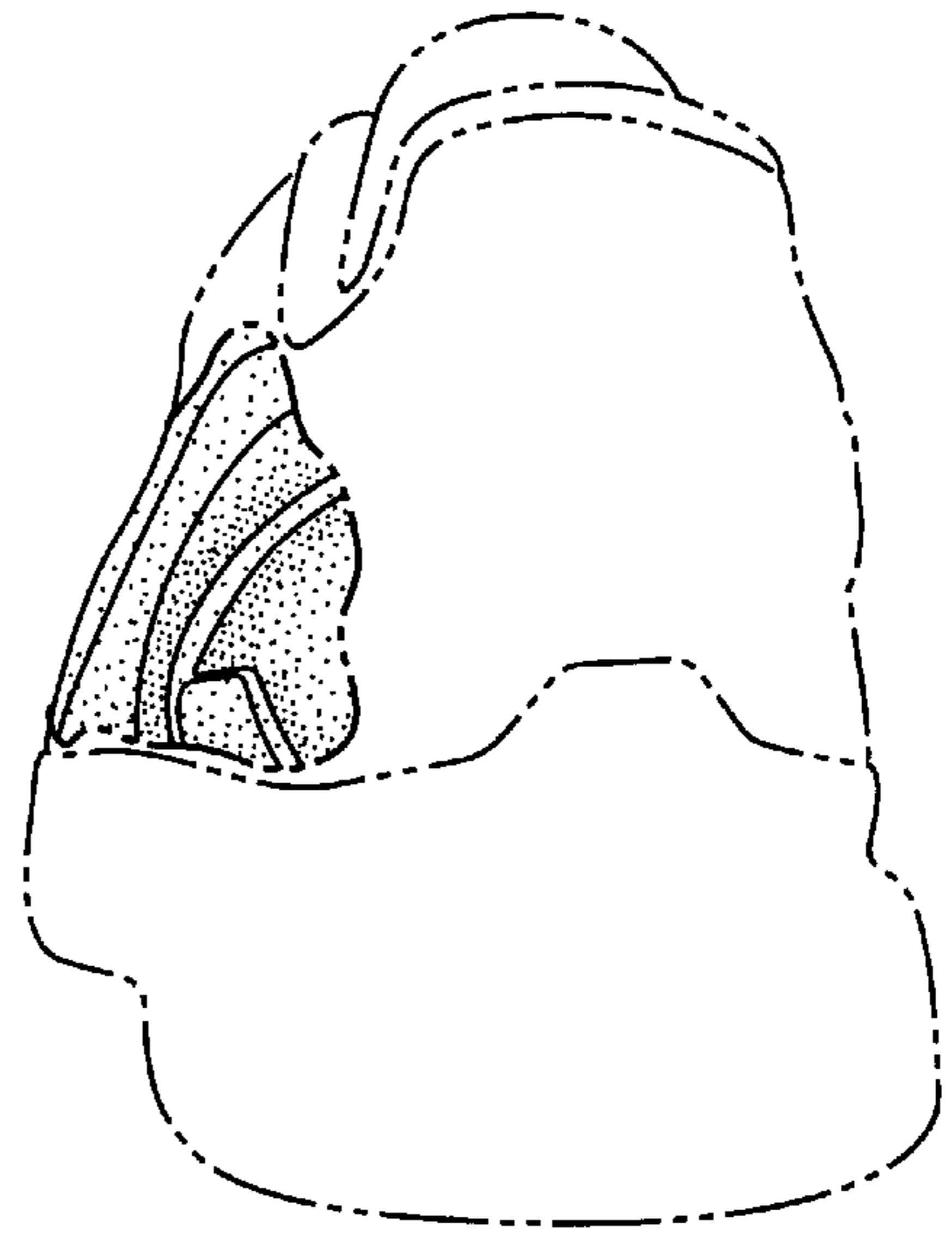
**Fig. 1**



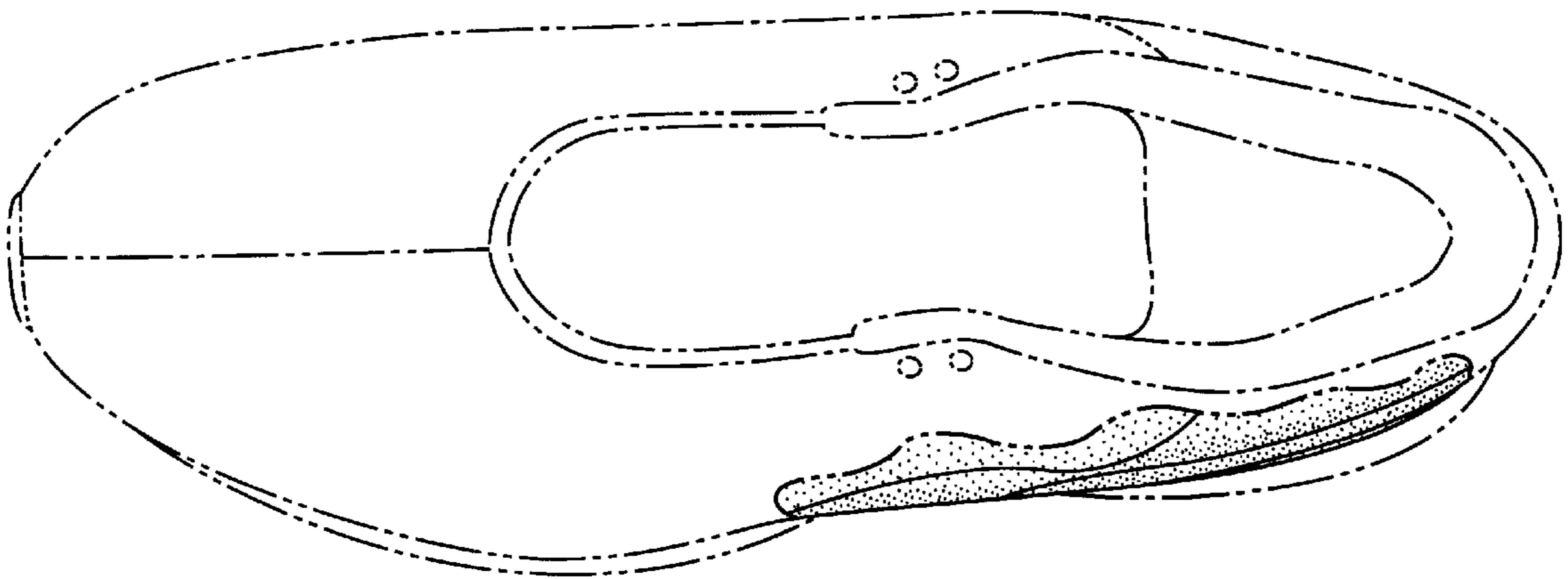
**Fig. 2**



**Fig. 3**



**Fig. 4**



**Fig. 5**