



US00D467703S

(12) **United States Design Patent**
Foutty

(10) **Patent No.:** **US D467,703 S**

(45) **Date of Patent:** **** Dec. 31, 2002**

(54) **LOOPLESS BELT**

(76) **Inventor:** **Mary J. Foutty**, P.O. Box 171,
Parkersburg, WV (US) 26102

(**) **Term:** **14 Years**

(21) **Appl. No.:** **29/146,843**

(22) **Filed:** **Aug. 17, 2001**

(51) **LOC (7) Cl.** **02-07**

(52) **U.S. Cl.** **D2/627**

(58) **Field of Search** D2/624, 627, 629;
2/300, 304, 309, 310, 311, 312, 313, 314;
224/224, 247, 274, 277, 904, 191

(56) **References Cited**

U.S. PATENT DOCUMENTS

| | | | | | |
|-------------|---|---------|-------------|-------|---------|
| 771,701 A | * | 10/1904 | Borman | | 2/320 |
| 1,495,925 A | * | 5/1924 | Quentenmova | | 24/182 |
| 2,628,749 A | * | 2/1953 | Ryden | | 224/223 |
| 2,691,172 A | * | 10/1954 | Breslow | | 2/312 |
| 3,828,370 A | * | 8/1974 | Ihmels | | 2/322 |
| D259,706 S | | 6/1981 | Smith | | |
| 4,745,689 A | | 5/1988 | Hiltz | | |

| | | | |
|--------------|----------|------------------|---------------|
| 4,788,723 A | 12/1988 | Doelfel | |
| 5,012,590 A | 5/1991 | Wagner et al. | |
| 5,063,643 A | 11/1991 | Siegel | |
| D339,909 S | 10/1993 | Burton | |
| 6,264,081 B1 | * 7/2001 | Ixiojciar et al. | 224/251 |

* cited by examiner

Primary Examiner—Paula A. Mortimer

(74) *Attorney, Agent, or Firm*—Donald R. Schoonover

(57) **CLAIM**

I claim the ornamental design for a loopless belt, as shown and described.

DESCRIPTION

FIG. 1 is a perspective view of the loopless belt embodying the design of the present invention.

FIG. 2 is a front elevational view thereof;

FIG. 3 is a rear elevational view thereof;

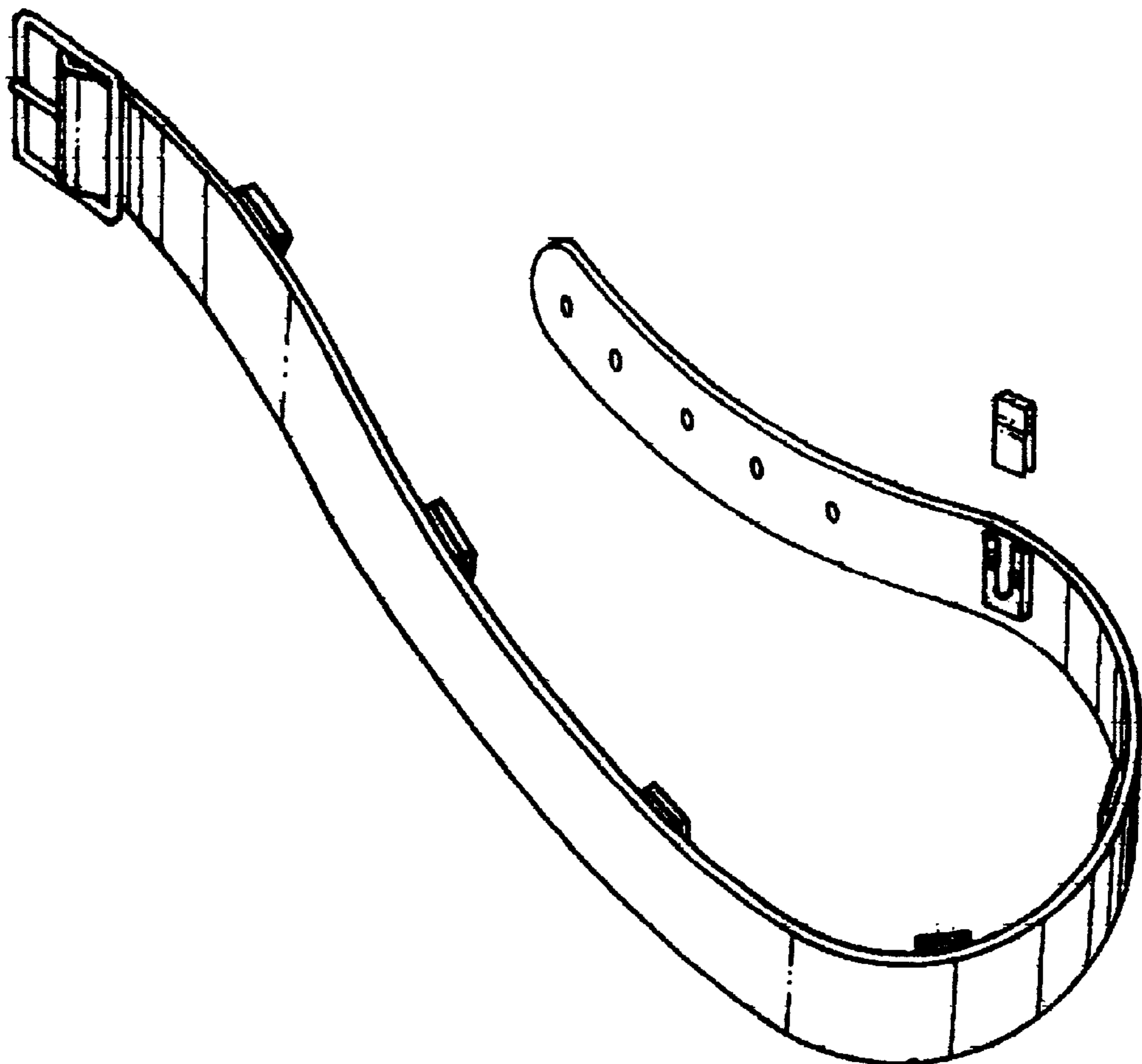
FIG. 4 is a top plan view thereof;

FIG. 5 is a bottom plan view thereof;

FIG. 6 is an exploded left end view thereof; and,

FIG. 7 is an exploded right end view thereof.

1 Claim, 3 Drawing Sheets



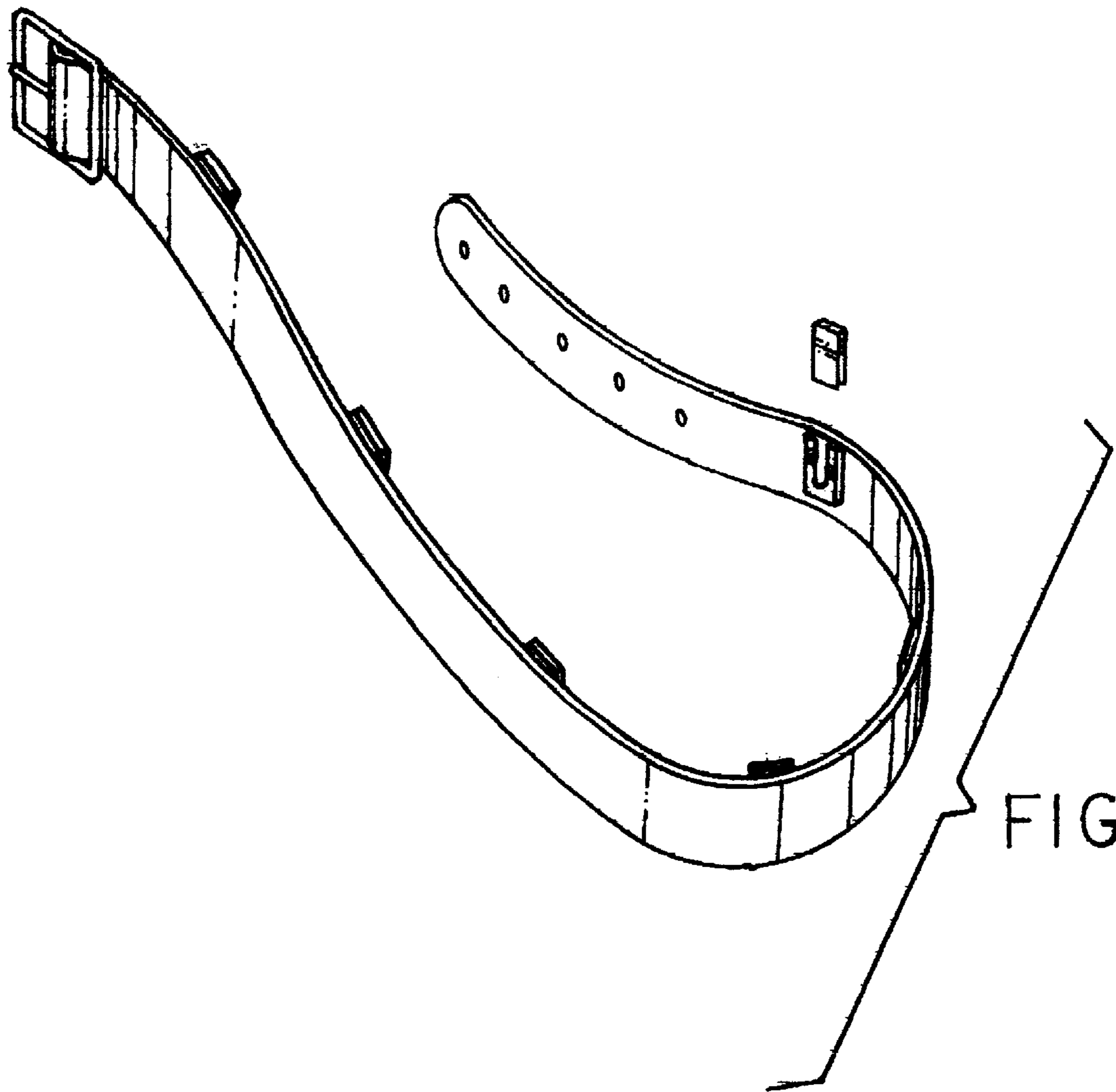


FIG. 1.

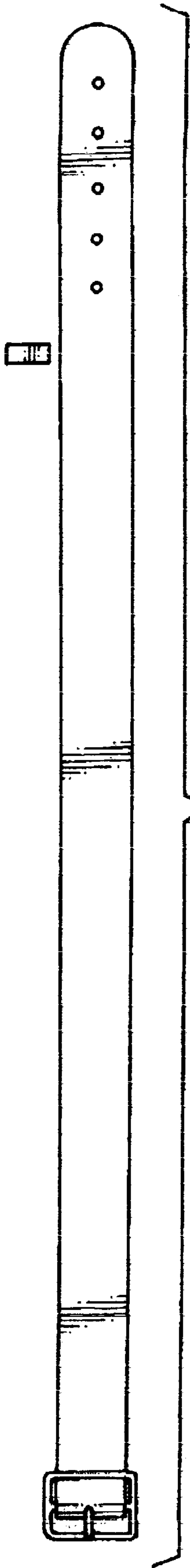


FIG. 2.



FIG. 5.

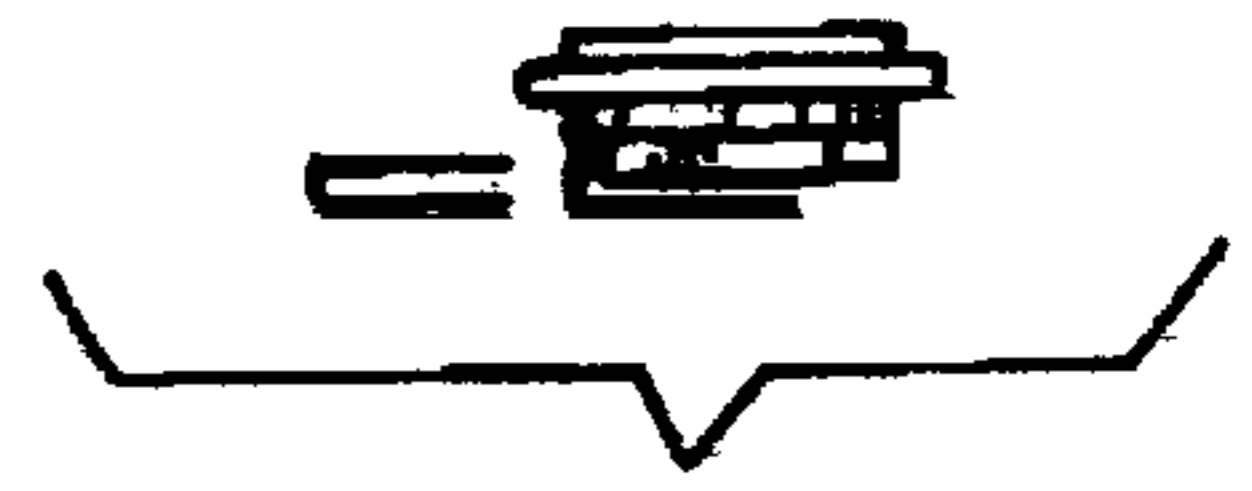


FIG. 7.

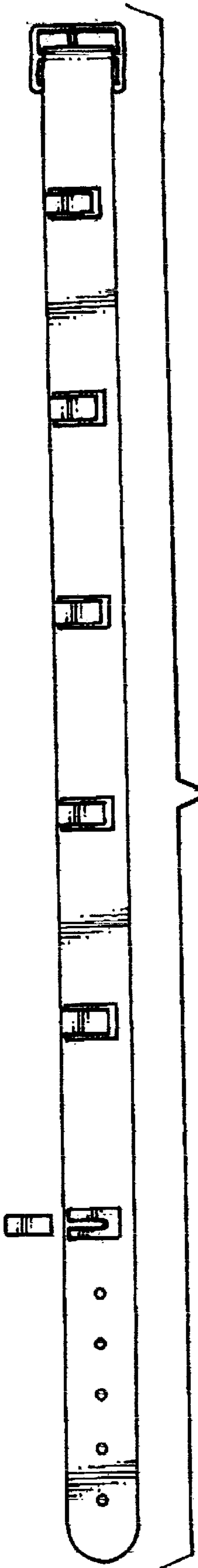


FIG. 3.



FIG. 4.

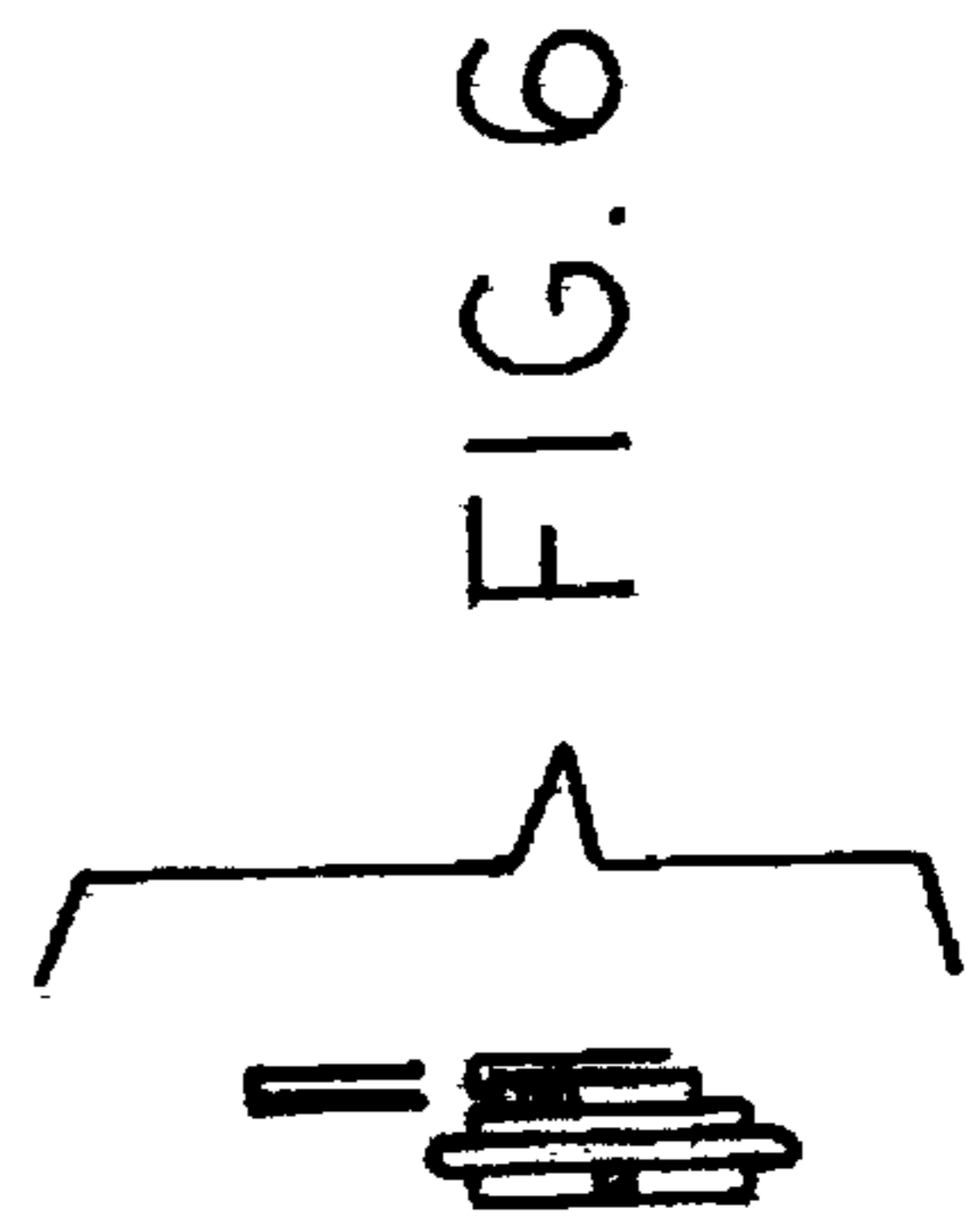


FIG. 6