

US00D467665S

(12) **United States Design Patent**
Niedbala et al.

(10) **Patent No.: US D467,665 S**

(45) **Date of Patent: ** Dec. 24, 2002**

(54) **TEST DEVICE**

(75) Inventors: **R. Sam Niedbala**, Allentown, PA (US);
John W. Scott, Perkasio, PA (US);
Peter A. Bourdelle, Allentown, PA
(US); **Hans H. Feindt**, Allentown, PA
(US)

(73) Assignee: **Orasure Technologies, Inc.**,
Bethlehem, PA (US)

(**) Term: **14 Years**

(21) Appl. No.: **29/148,787**

(22) Filed: **Sep. 28, 2001**

(51) **LOC (7) Cl. 24-02**

(52) **U.S. Cl. D24/223; D24/216; D24/224;**
D24/225

(58) **Field of Search D24/216, 224,**
D24/225, 223; D10/81; 422/102, 101, 104,
58, 56, 57; 600/583, 584

(56) **References Cited**

U.S. PATENT DOCUMENTS

4,014,322 A	3/1977	Shah	
4,580,577 A	4/1986	O'Brien et al.	
D296,926 S	7/1988	Heasley	
D299,859 S	2/1989	Fan et al.	
D299,860 S	2/1989	Fan et al.	
4,857,453 A	8/1989	Ullman et al.	
4,943,522 A	7/1990	Eisinger et al.	
4,980,298 A	12/1990	Blake et al.	
5,051,237 A	9/1991	Grenner et al.	
D324,426 S	3/1992	Fan et al.	
D328,135 S	7/1992	Fan et al.	
5,160,704 A	11/1992	Schlüter	
5,182,216 A *	1/1993	Clayton et al.	422/56
5,211,182 A	5/1993	Deutsch et al.	
5,256,372 A	10/1993	Brooks et al.	
D341,663 S	11/1993	Coulter	
5,260,031 A	11/1993	Seymour	
D342,575 S	12/1993	Ashihara et al.	
5,268,148 A	12/1993	Seymour	

5,279,294 A *	1/1994	Anderson et al.	600/583
D348,522 S	7/1994	Groothuizen	
5,356,785 A	10/1994	McMahon et al.	
5,376,337 A	12/1994	Seymour	
5,380,492 A	1/1995	Seymour	
5,393,496 A	2/1995	Seymour	
5,431,880 A *	7/1995	Kramer	422/57
D361,842 S	8/1995	Nazareth et al.	
D365,998 S	1/1996	Groothuizen et al.	
5,494,646 A	2/1996	Seymour	
D369,868 S	5/1996	Nazareth et al.	
D379,662 S	6/1997	Pearson et al.	
D379,663 S	6/1997	Pearson et al.	
5,656,502 A	8/1997	MacKay et al.	
D390,667 S	2/1998	Nazareth	
D391,373 S	2/1998	Shartle	

(List continued on next page.)

OTHER PUBLICATIONS

Pending U.S. Utility Application, Title: Sample Collector and Test Device, filed Nov. 30, 2001.

Primary Examiner—Ian Simmons

(74) *Attorney, Agent, or Firm*—Morgan, Lewis & Bockius LLP

(57) **CLAIM**

The ornamental design for a test device, as shown and described.

DESCRIPTION

FIG. 1 is a perspective view of a test device showing our new design, the broken line showing of the sample collector is for illustrative purposes only and forms no part of the claimed design;

FIG. 2 is a front elevational view thereof;

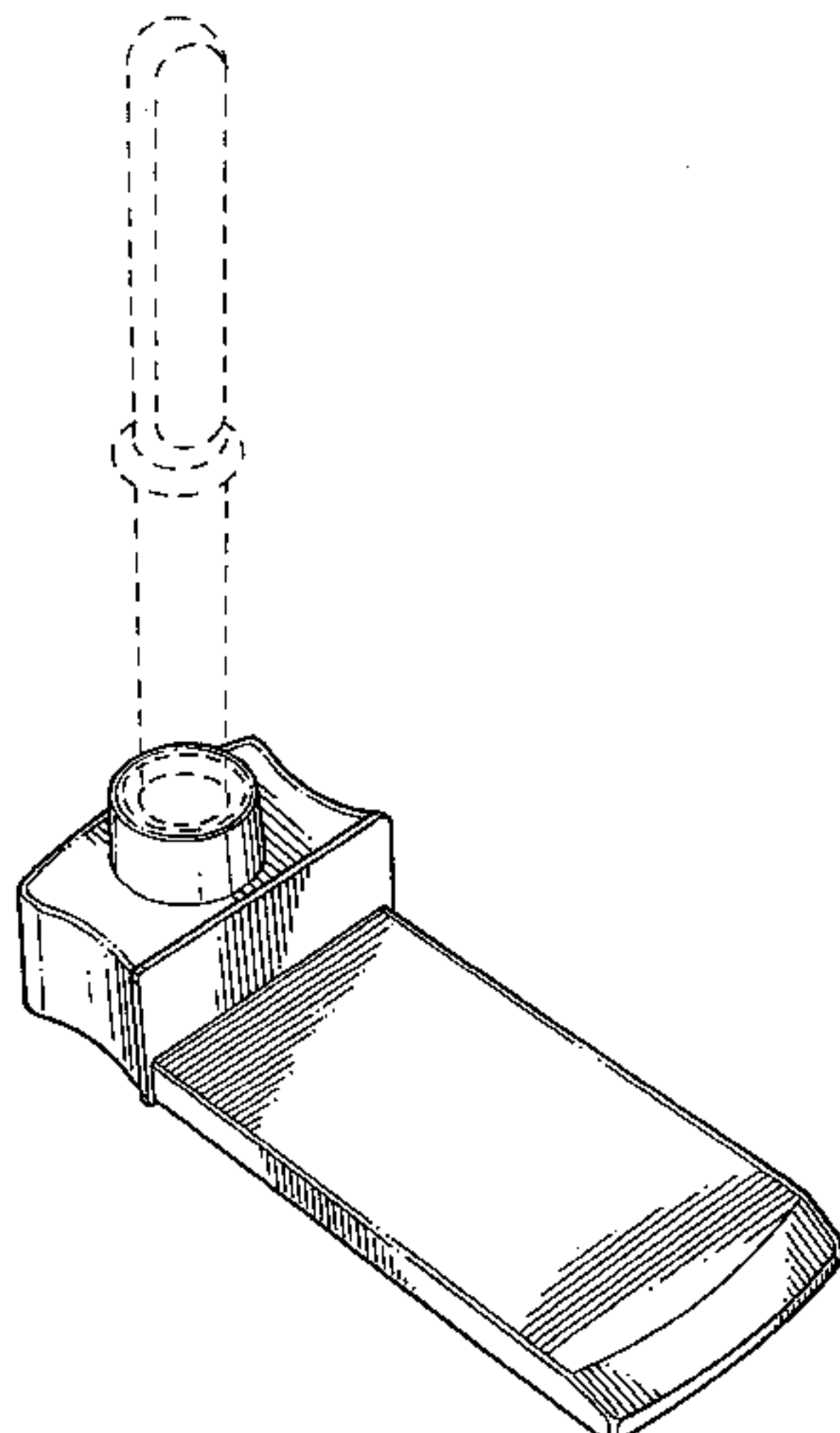
FIG. 3 is a top plan view thereof;

FIG. 4 is a bottom plan view thereof;

FIG. 5 is a rear elevational view thereof; and,

FIG. 6 is a right side elevational view thereof, the opposite side elevational view being a mirror image thereof.

1 Claim, 4 Drawing Sheets



US D467,665 S

Page 2

U.S. PATENT DOCUMENTS

D394,317 S	5/1998	Carp	D427,314 S	6/2000	Herbst et al.	
5,785,044 A	7/1998	Meador et al.	D431,867 S	10/2000	Maynard et al.	
5,792,424 A	8/1998	Homberg et al.	D432,244 S	10/2000	Anderson et al.	
5,824,268 A	10/1998	Bernstein et al.	D438,631 S *	3/2001	Miller	D24/216
5,830,410 A	11/1998	Thieme et al.	D438,632 S	3/2001	Miller	
D403,975 S *	1/1999	Douglas et al.	D438,633 S	3/2001	Miller	
D405,539 S	2/1999	Poissant et al.	6,267,722 B1	7/2001	Anderson et al.	
5,965,453 A	10/1999	Skiffington et al.	D456,082 S *	4/2002	Bouse et al.	D24/223
D420,141 S	2/2000	Casterlin	6,375,896 B1 *	4/2002	Wuske et al.	422/56
6,027,943 A	2/2000	Kang et al.	6,394,952 B1 *	5/2002	Anderson et al.	600/584

* cited by examiner

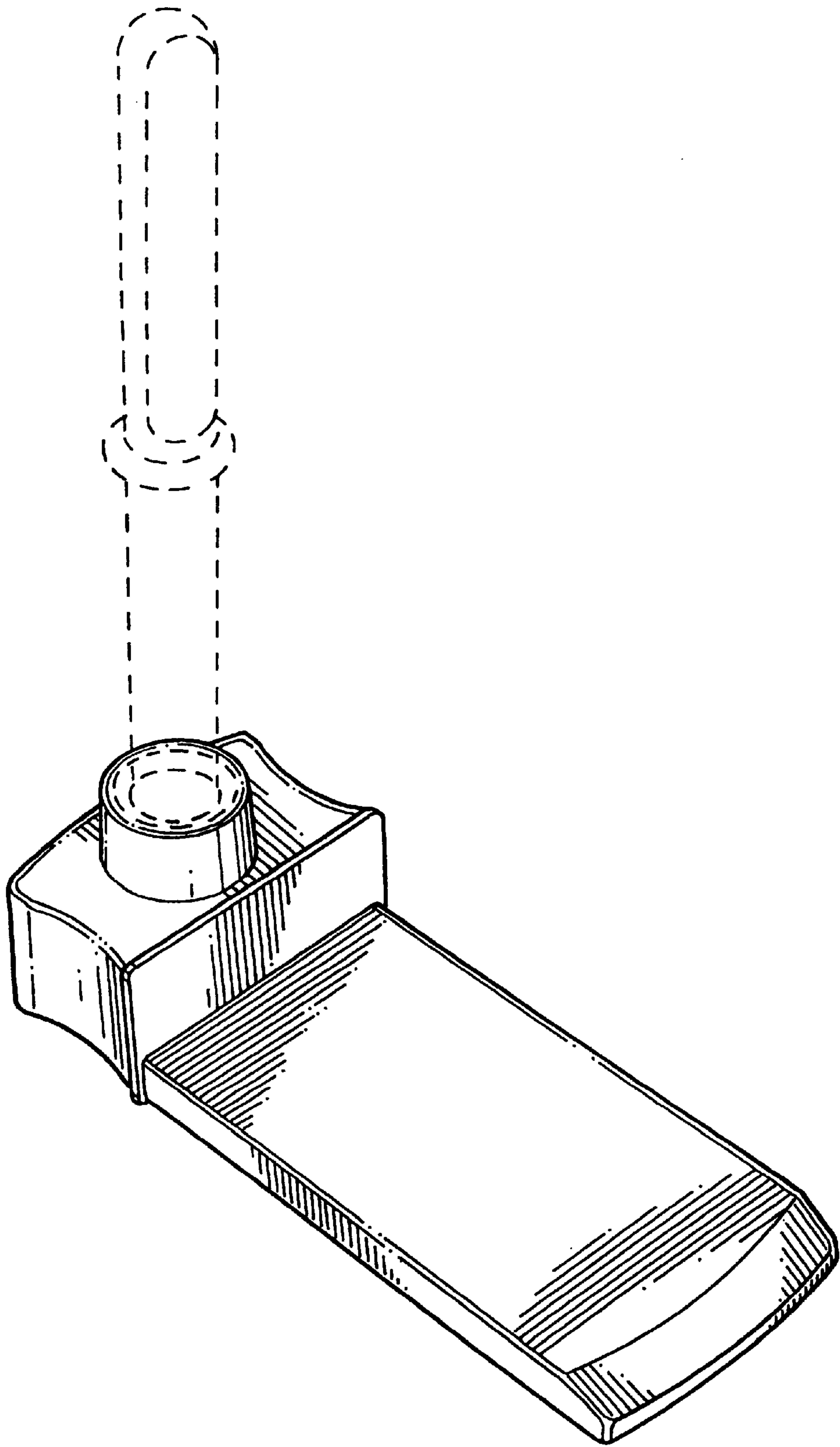


FIG. 1

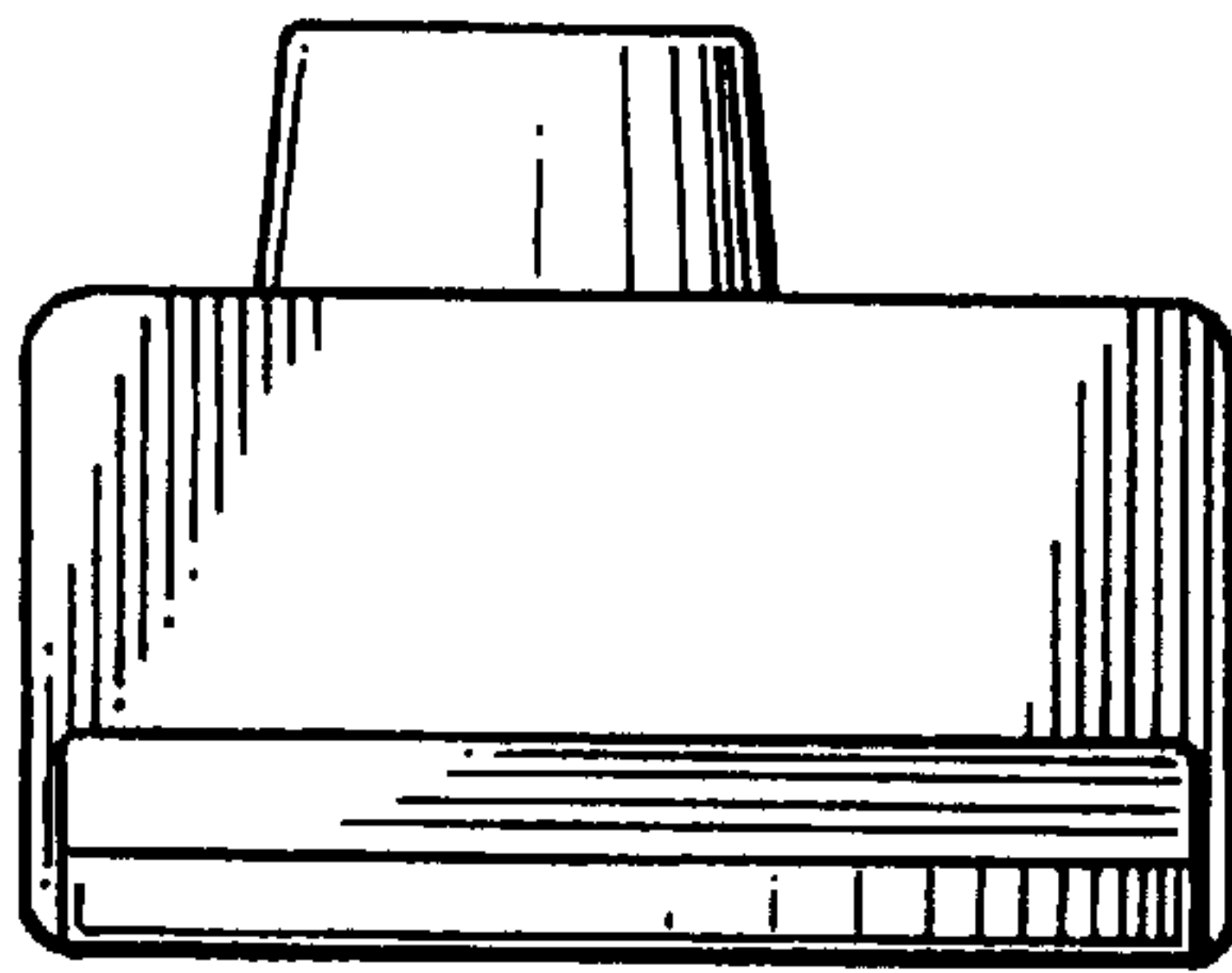


FIG. 2

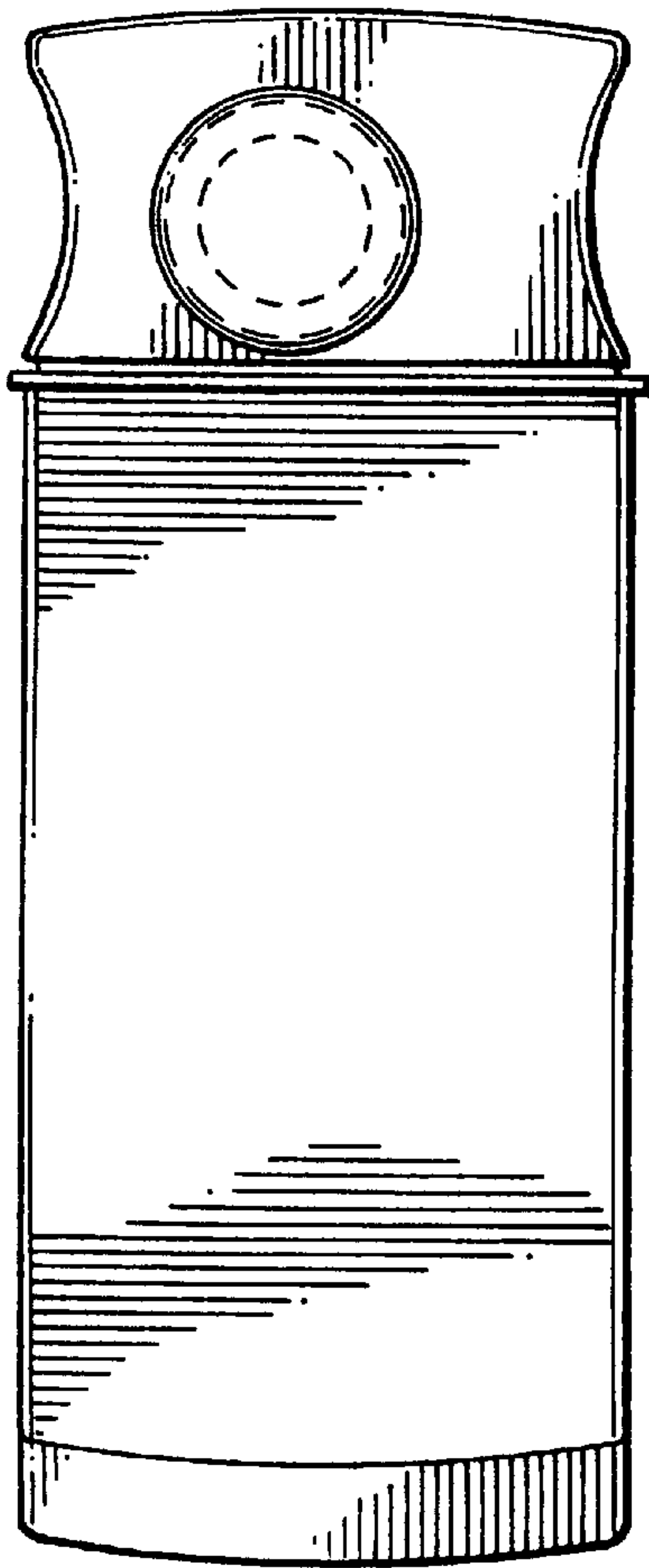


FIG. 3




FIG. 4

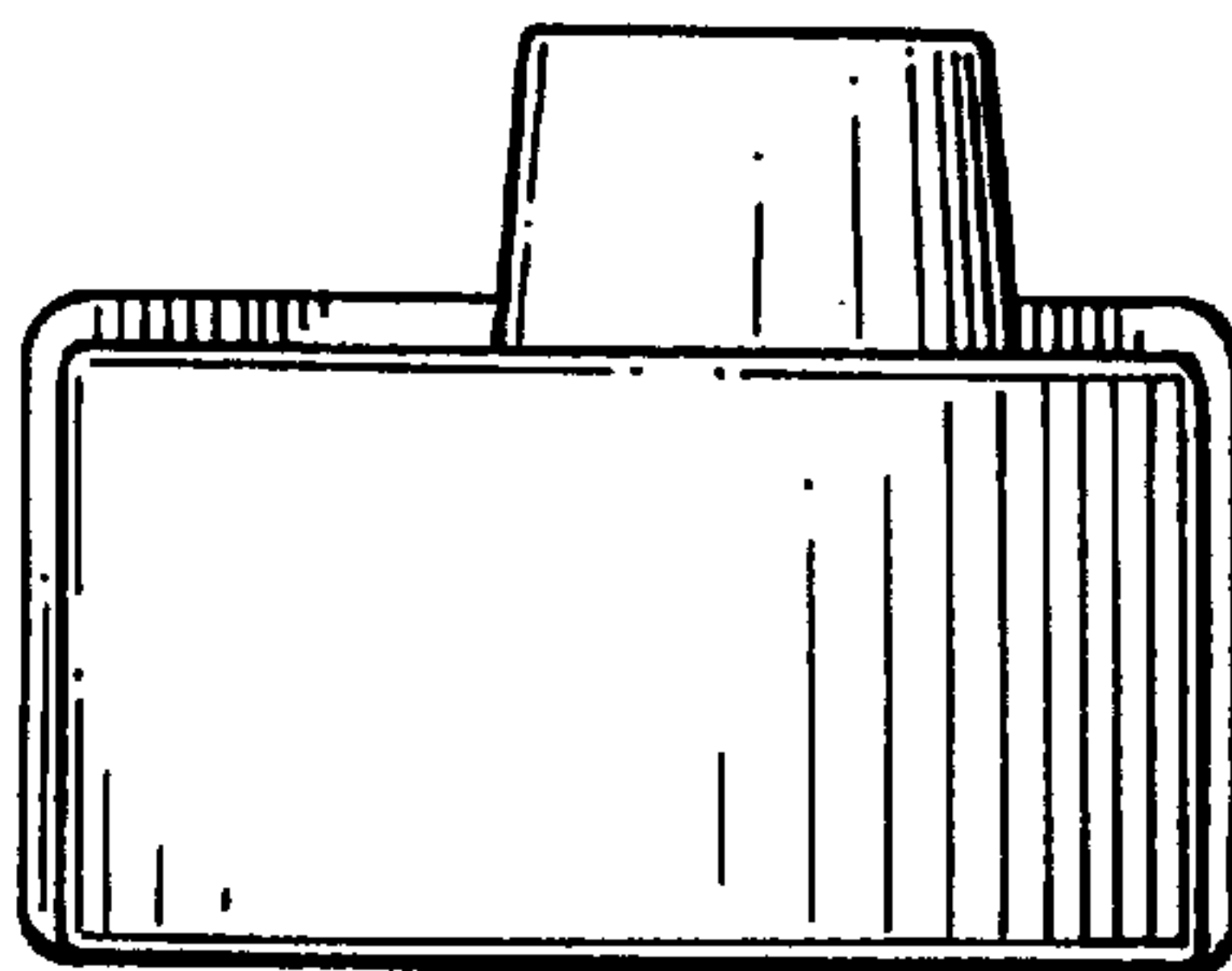


FIG. 5

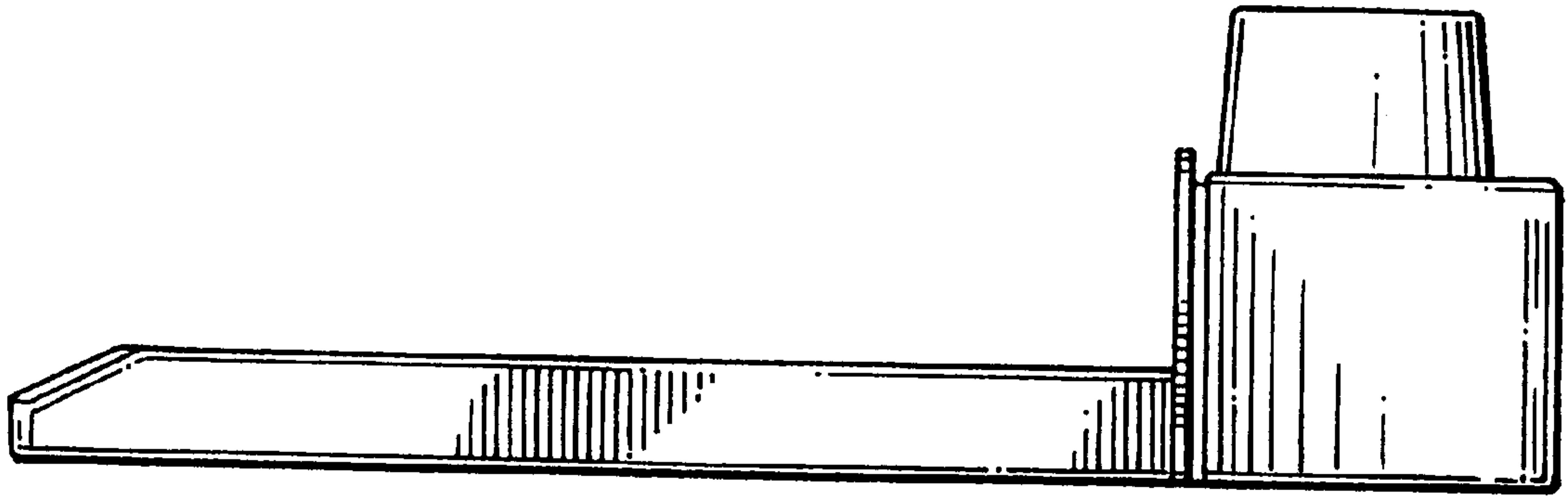


FIG. 6