



US00D467662S

(12) **United States Design Patent**
Leung et al.

(10) **Patent No.:** **US D467,662 S**

(45) **Date of Patent:** **** Dec. 24, 2002**

(54) **BUBBLING BATH MAT**

(75) **Inventors:** **Anthony Kit Lun Leung**, Hong Kong (CN); **Chung Shun Tse**, Hong Kong (CN); **Kam Fai Fung**, Hong Kong (CN)

(73) **Assignee:** **Conair Corporation**, Stamford, CT (US)

(**) **Term:** **14 Years**

(21) **Appl. No.:** **29/145,872**

(22) **Filed:** **Jul. 31, 2001**

(51) **LOC (7) Cl. 24-04**

(52) **U.S. Cl. D24/201**

(58) **Field of Search** D24/201; 4/541.1, 4/541.2, 541.3, 541.4, 541.5, 541.6, 580-583; 601/167, 168

(56) **References Cited**

U.S. PATENT DOCUMENTS

3,076,976 A	*	2/1963	Bogar	4/541.5 X
3,809,073 A		5/1974	Baumann	128/66
D233,485 S		10/1974	Kulisch	D83/1 C
3,870,040 A		3/1975	Kulisch	128/66
4,048,266 A		9/1977	Baumann	261/122
4,269,797 A		5/1981	Mikiya	261/122
4,409,693 A		10/1983	Baumann	4/543
4,417,568 A		11/1983	Nozawa et al.	128/33
D288,607 S		3/1987	Braumann et al.	D24/38
D299,062 S		12/1988	Young et al.	D24/38
D299,063 S		12/1988	Young et al.	D24/38
D305,687 S		1/1990	Walczak et al.	D24/38
D306,345 S		2/1990	Walczak et al.	D24/38
D310,877 S		9/1990	Reeves et al.	D24/38
4,962,759 A		10/1990	Stern et al.	128/66

D312,129 S	11/1990	Peterson et al.	D24/38
4,984,583 A	1/1991	Peterson et al.	128/66
D319,106 S	8/1991	Bucher	D24/201
5,050,591 A	9/1991	Sandrin	128/65
5,054,473 A	10/1991	Sandrin	128/66
5,080,091 A	1/1992	Peterson et al.	128/66
5,090,403 A	2/1992	Bucher	128/66
5,110,512 A	5/1992	Kwon	261/122
5,307,529 A	5/1994	Wang	4/585
D431,866 S	10/2000	Wu	D24/201
D449,111 S	* 10/2001	Lie	D24/201

FOREIGN PATENT DOCUMENTS

DE	28 54 503	6/1980
DE	37 38 125	1/1989
DE	40 33 021	10/1991
DE	42 04 648	8/1993

* cited by examiner

Primary Examiner—Stella Reid

(74) *Attorney, Agent, or Firm*—Ohlandt, Greeley, Ruggiero & Perle, LLP

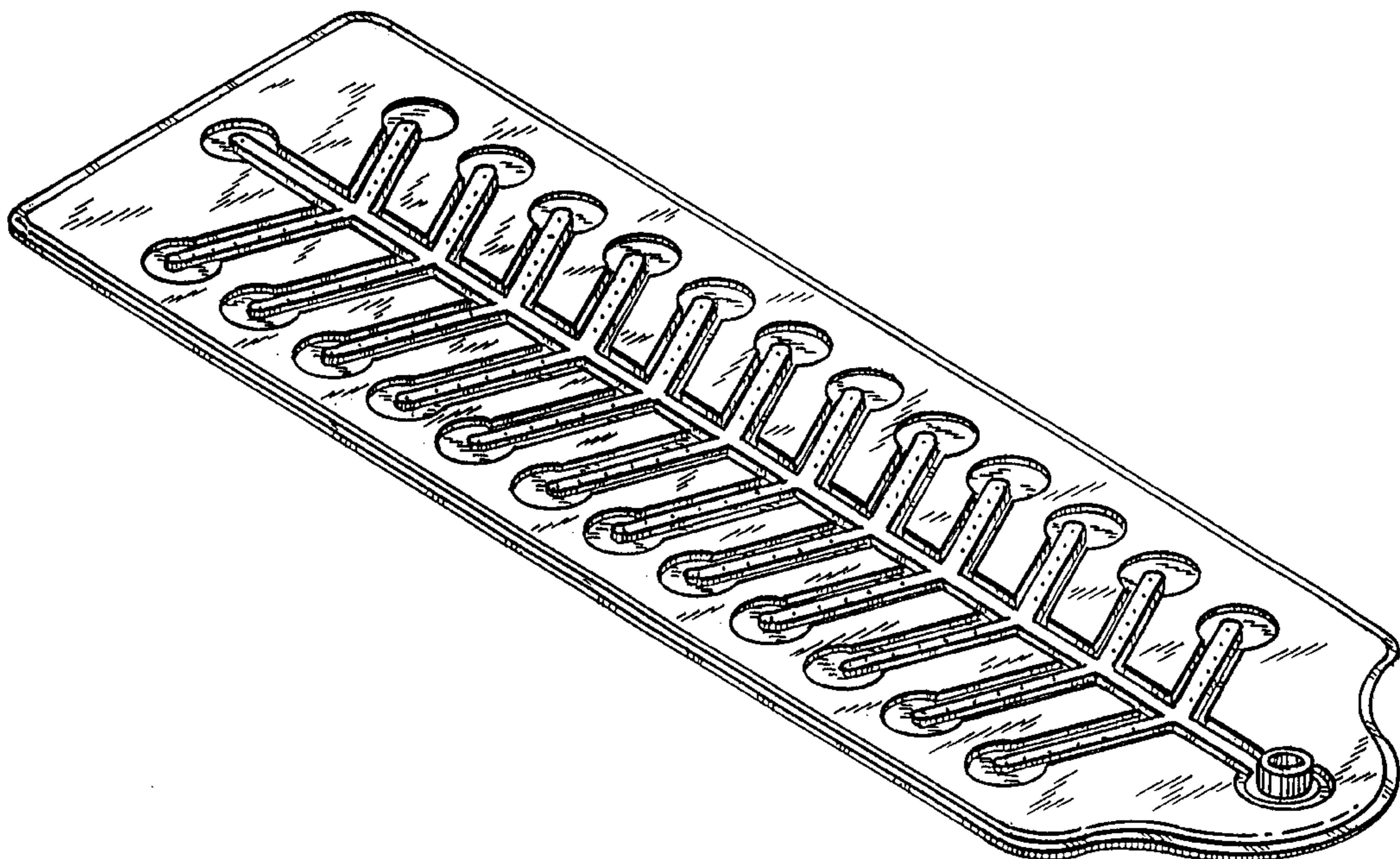
(57) **CLAIM**

The ornamental design for a bubbling bath mat, as shown and described.

DESCRIPTION

FIG. 1 is a perspective view of a bubbling bath mat according to the present invention; FIG. 2 is a top view of the bubbling bath mat of FIG. 1; FIG. 3 is a bottom view of the bubbling bath mat of FIG. 1; FIG. 4 is a side view of the bubbling bath mat of FIG. 1; and FIG. 5 is a side view of the bubbling bath mat of FIG. 1. The broken lines showing suction cups are for illustrative purposes only and form no part of the claimed design.

1 Claim, 4 Drawing Sheets



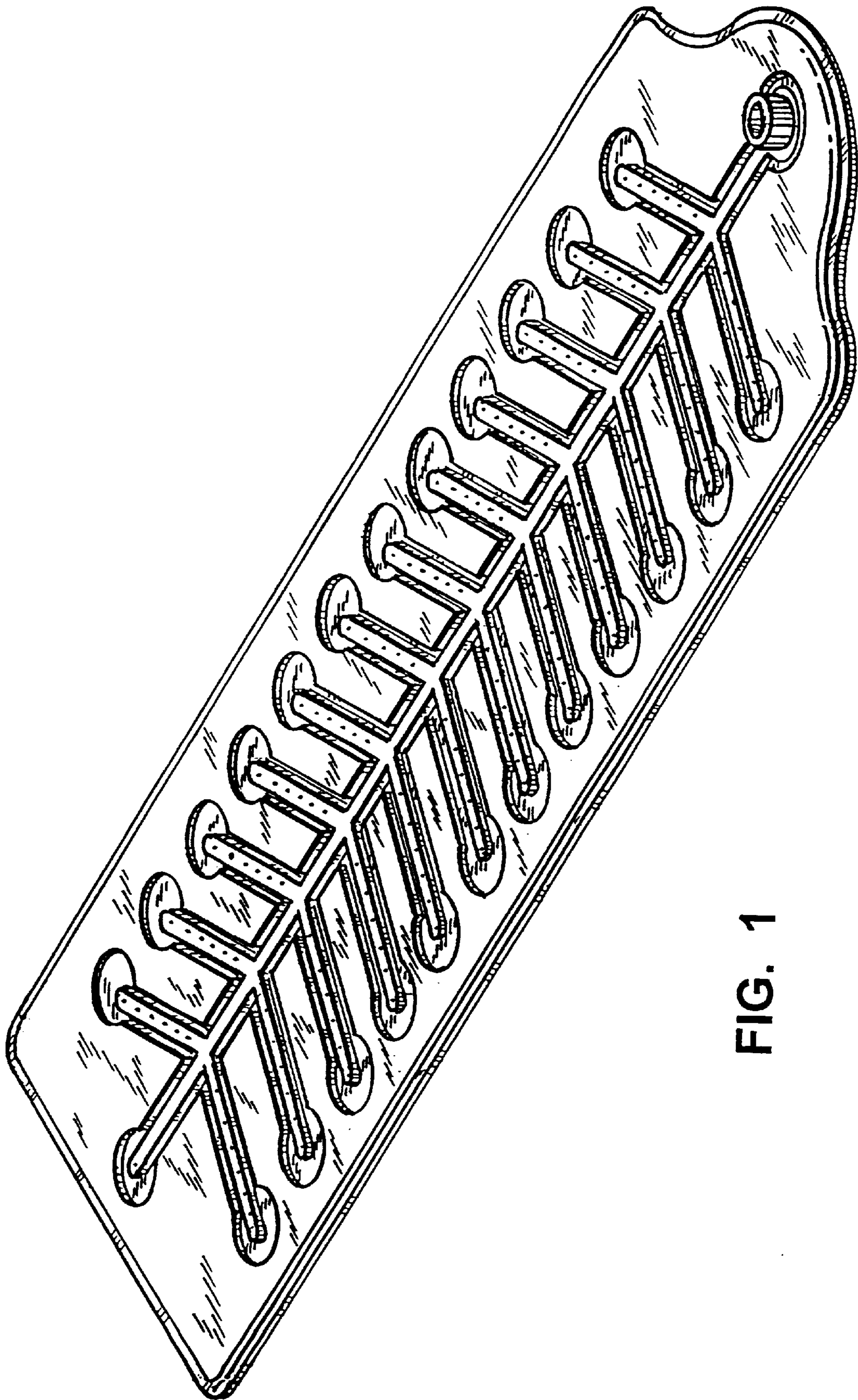


FIG. 1




FIG. 2

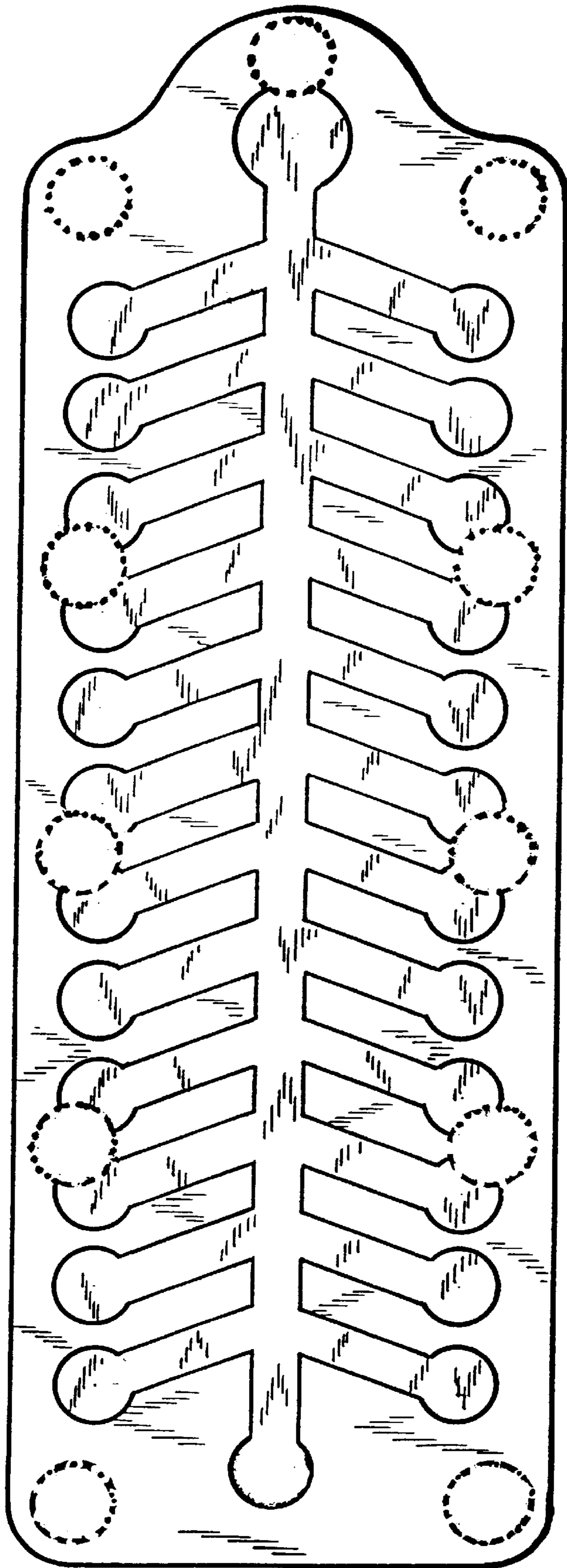


FIG. 3

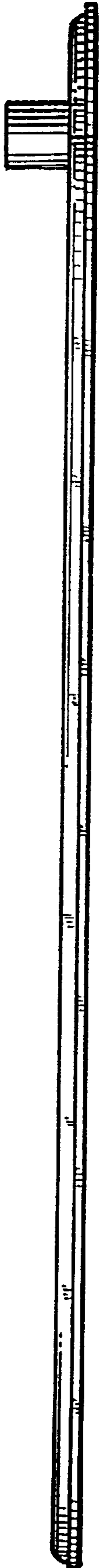


FIG. 4




FIG. 5