



US00D467658S

(12) **United States Design Patent**
Goodwin

(10) **Patent No.:** **US D467,658 S**

(45) **Date of Patent:** **** Dec. 24, 2002**

(54) **SCALPEL**

(75) **Inventor:** **Edward H. Goodwin**, London (GB)

(73) **Assignees:** **Edwin H. Goodwin**, London (GB);
Royal College of Art, London (GB)

(**) **Term:** **14 Years**

(21) **Appl. No.:** **29/152,547**

(22) **Filed:** **Dec. 20, 2001**

(30) **Foreign Application Priority Data**

Jun. 26, 2001 (GB) 2102826

(51) **LOC (7) Cl.** **24-02**

(52) **U.S. Cl.** **D24/147; D24/133; D24/146**

(58) **Field of Search** D24/147, 146,
D24/133; D7/649, 650, 401.2; 606/166,
167; 30/337, 526, 529, 340, 343

(56) **References Cited**

U.S. PATENT DOCUMENTS

D164,163 S * 8/1951 Gorton D7/649

D188,788 S * 9/1960 Lamb D24/147

D235,550 S * 6/1975 Berger D24/147

D435,399 S * 12/2000 Pease et al. D7/649

D457,630 S * 5/2002 Lehtonen D24/147

* cited by examiner

Primary Examiner—Ian Simmons

(74) *Attorney, Agent, or Firm*—Andrus, Scales, Starke &
Sawall, LLP

(57) **CLAIM**

I claim the ornamental design for a scalpel, as shown and described.

DESCRIPTION

FIG. 1 is a front view of a scalpel incorporating one embodiment of the design of the present invention;

FIG. 2 is a top view of the scalpel;

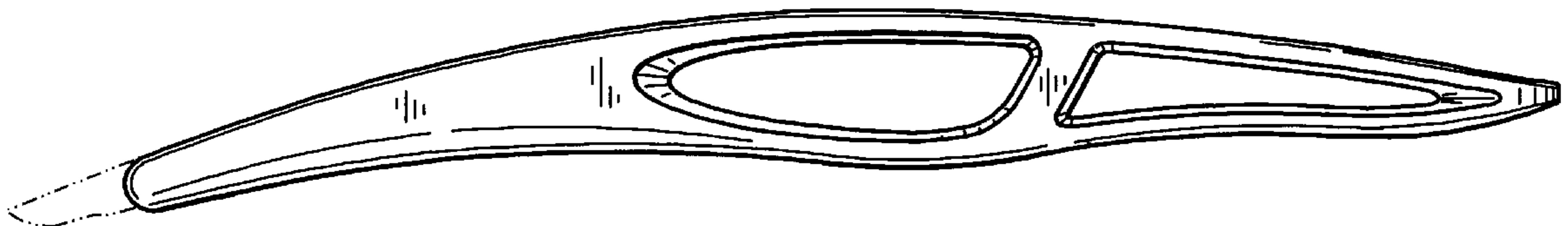
FIG. 3 is a bottom view of the scalpel;

FIG. 4 is a left side view of the scalpel; and,

FIG. 5 is a right side view of the scalpel.

The broken lines showing of the blade is for illustrative purposes only and forms no part of the claimed design.

1 Claim, 1 Drawing Sheet



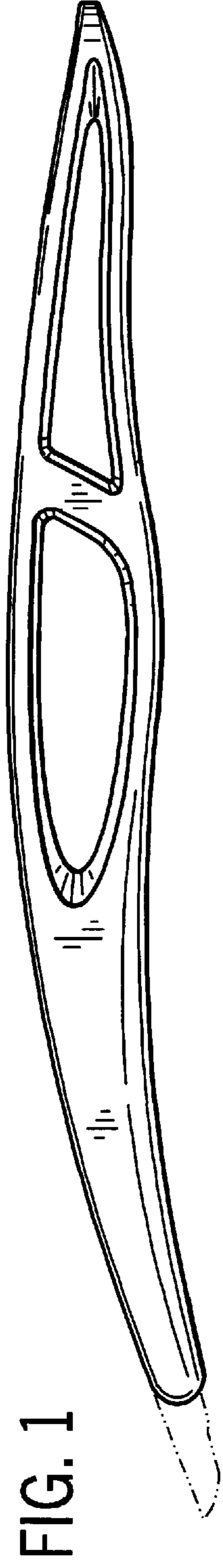


FIG. 1

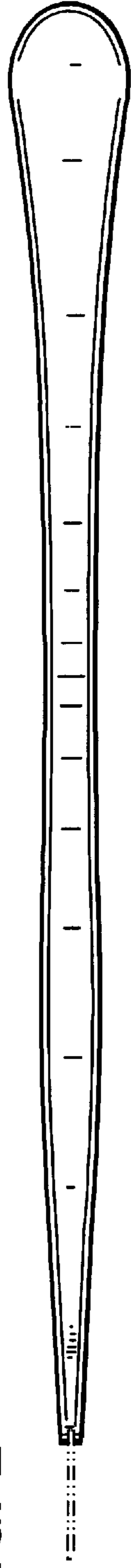


FIG. 2

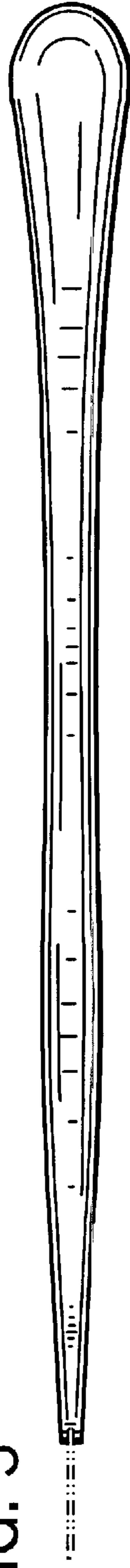


FIG. 3

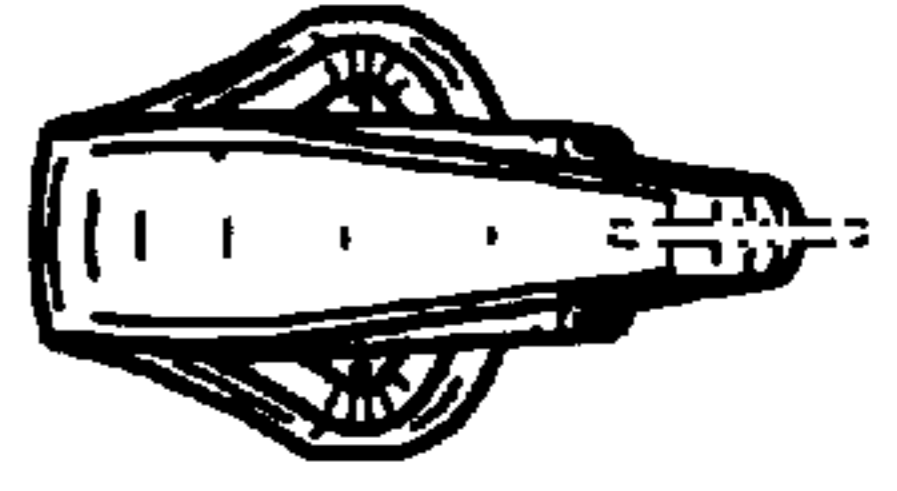


FIG. 4

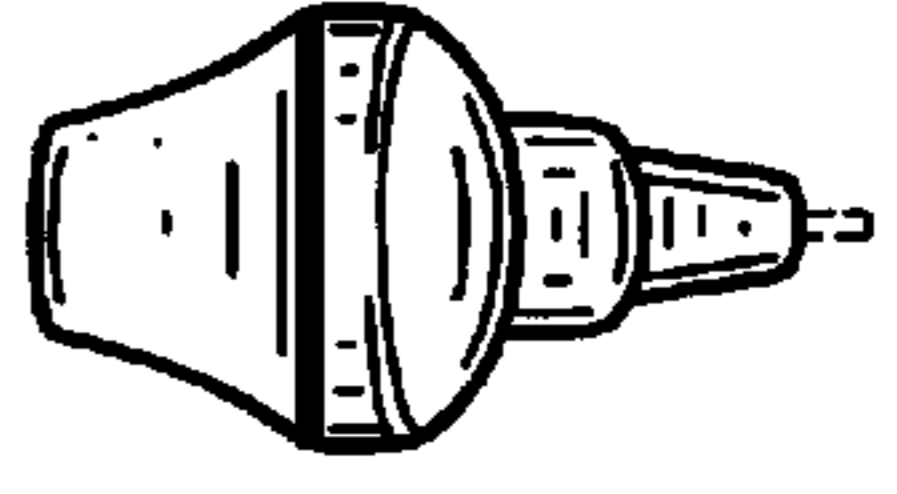


FIG. 5