



US00D467656S

(12) **United States Design Patent** (10) **Patent No.:** **US D467,656 S**
Mittelstadt et al. (45) **Date of Patent:** **** Dec. 24, 2002**

(54) **RESPIRATOR FACEMASK**

6,062,221 A * 5/2000 Brostrom et al. 128/206.27
6,345,620 B2 * 2/2002 Salapow et al. 128/206.17

(75) Inventors: **William A. Mittelstadt**, Woodbury, MN (US); **David M. Castiglione**, Hudson, WI (US); **Casey L. Carlson**, Edina, MN (US)

FOREIGN PATENT DOCUMENTS

EP 0 252 890 1/1988
EP 0 252 891 1/1988

(73) Assignee: **3M Innovative Properties Company**, St. Paul, MN (US)

OTHER PUBLICATIONS

3M™ Half and Full Facepiece Respirators product literature 70-0710-9082-6 (Jan. 2002).

(**) Term: **14 Years**

* cited by examiner

(21) Appl. No.: **29/144,069**

Primary Examiner—Ian Simmons

(22) Filed: **Jun. 25, 2001**

(74) *Attorney, Agent, or Firm*—Karl G. Hanson; Michaele Hakamaki

(51) **LOC (7) Cl.** **29-02**

(52) **U.S. Cl.** **D24/110.1**

(58) **Field of Search** D24/110.1, 110.4, D24/110.5, 110.3; 128/207.11, 205.27, 206.17, 206.24, 206.12, 205.25, 205.29, 205.28

(57) **CLAIM**

The ornamental design for a respirator facemask, as shown and described.

(56) **References Cited**

DESCRIPTION

U.S. PATENT DOCUMENTS

2,999,498 A	9/1961	Matheson	
D271,246 S	* 11/1983	Matheson et al.	D24/110.1
4,414,973 A	11/1983	Matheson et al.	
4,549,543 A	* 10/1985	Moon	128/206.12
4,630,604 A	12/1986	Montesi	
4,850,346 A	7/1989	Michel et al.	
4,934,362 A	6/1990	Braun	
4,958,633 A	9/1990	Angell	
4,960,121 A	* 10/1990	Nelson et al.	128/206.24
4,974,586 A	12/1990	Wandel et al.	
4,981,134 A	1/1991	Courtney	
5,062,421 A	* 11/1991	Burns et al.	128/205.27
5,325,892 A	7/1994	Japuntich et al.	
5,592,937 A	* 1/1997	Freund	128/206.16
D382,341 S	* 8/1997	Freund	D24/110.1
D413,166 S	8/1999	Snow et al.	
6,047,698 A	4/2000	Magidson et al.	

FIG. 1 is a perspective view of a first embodiment of a respirator facemask according to the present invention; FIG. 2 is a front view of the respirator facemask illustrated in FIG. 1;

FIG. 3 is a right side view of the respirator facemask illustrated in FIG. 1, the left side view being the mirror image thereof;

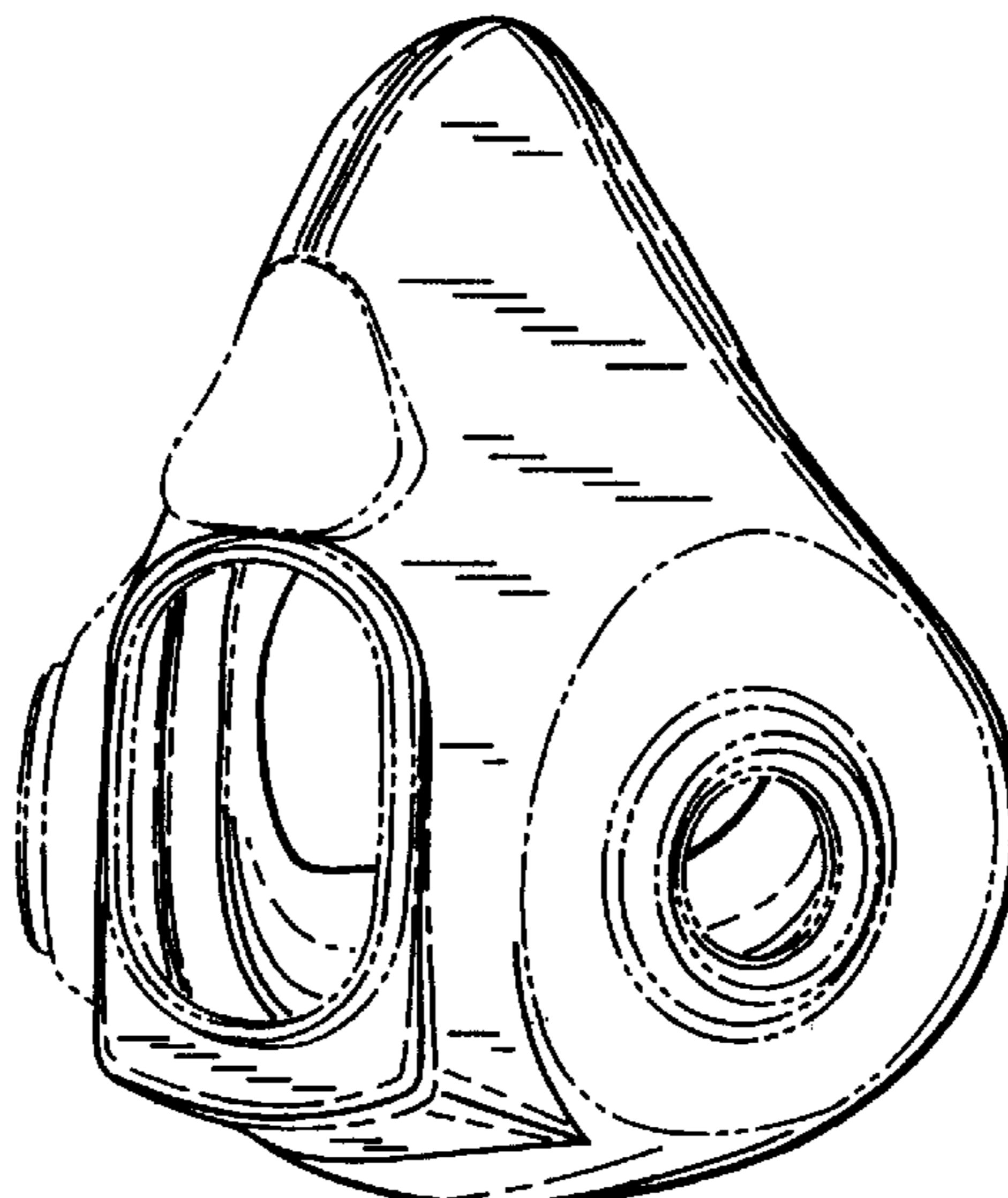
FIG. 4 is a rear view of the respirator facemask illustrated in FIG. 1;

FIG. 5 is a top plan view of the respirator facemask illustrated in FIG. 1; and,

FIG. 6 is a bottom plan view of the respirator facemask illustrated in FIG. 1.

The phantom line showing in FIGS. 1 through 6 is for illustrative purposes only and forms no part of the claimed design.

1 Claim, 3 Drawing Sheets



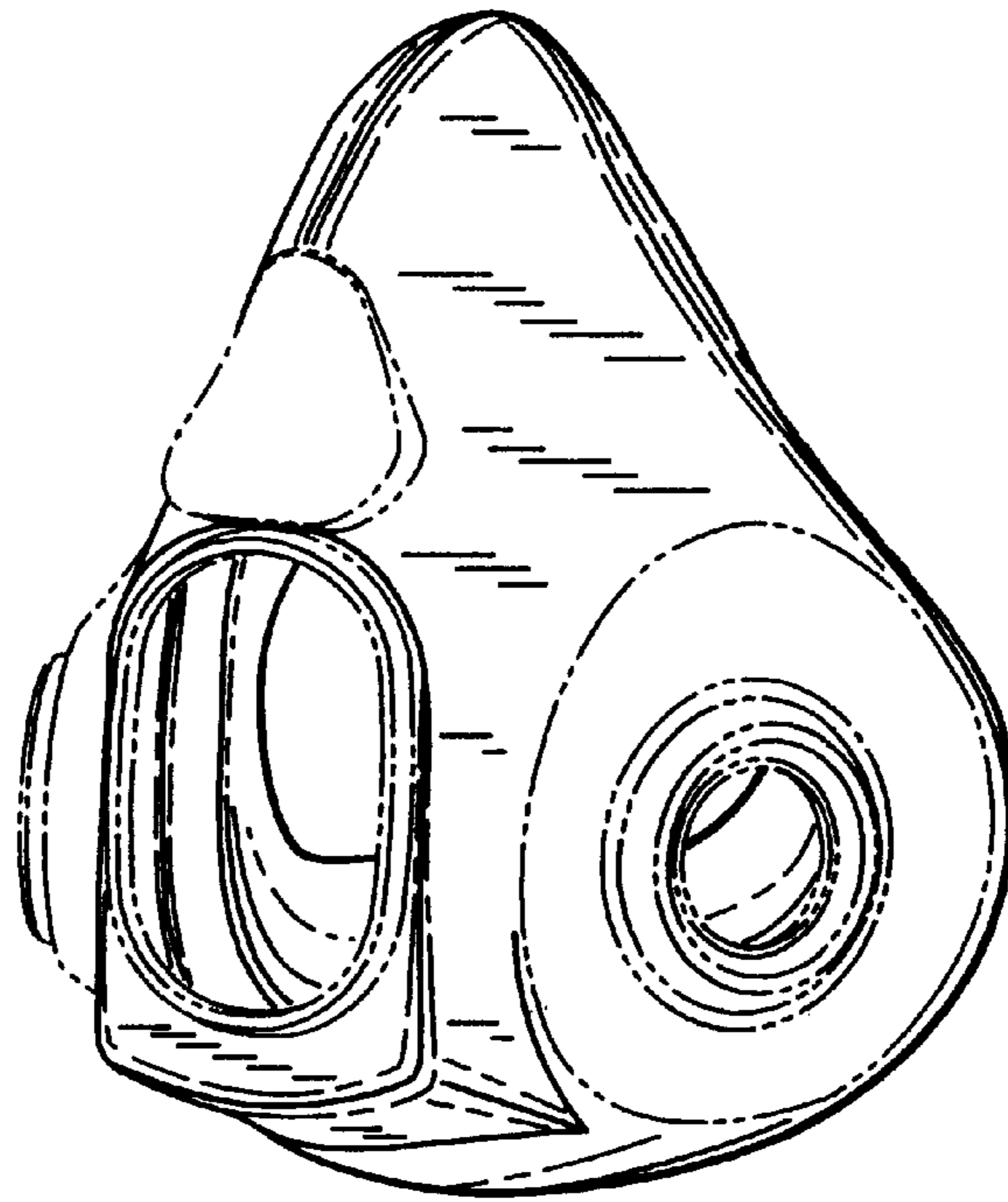


FIG. 1

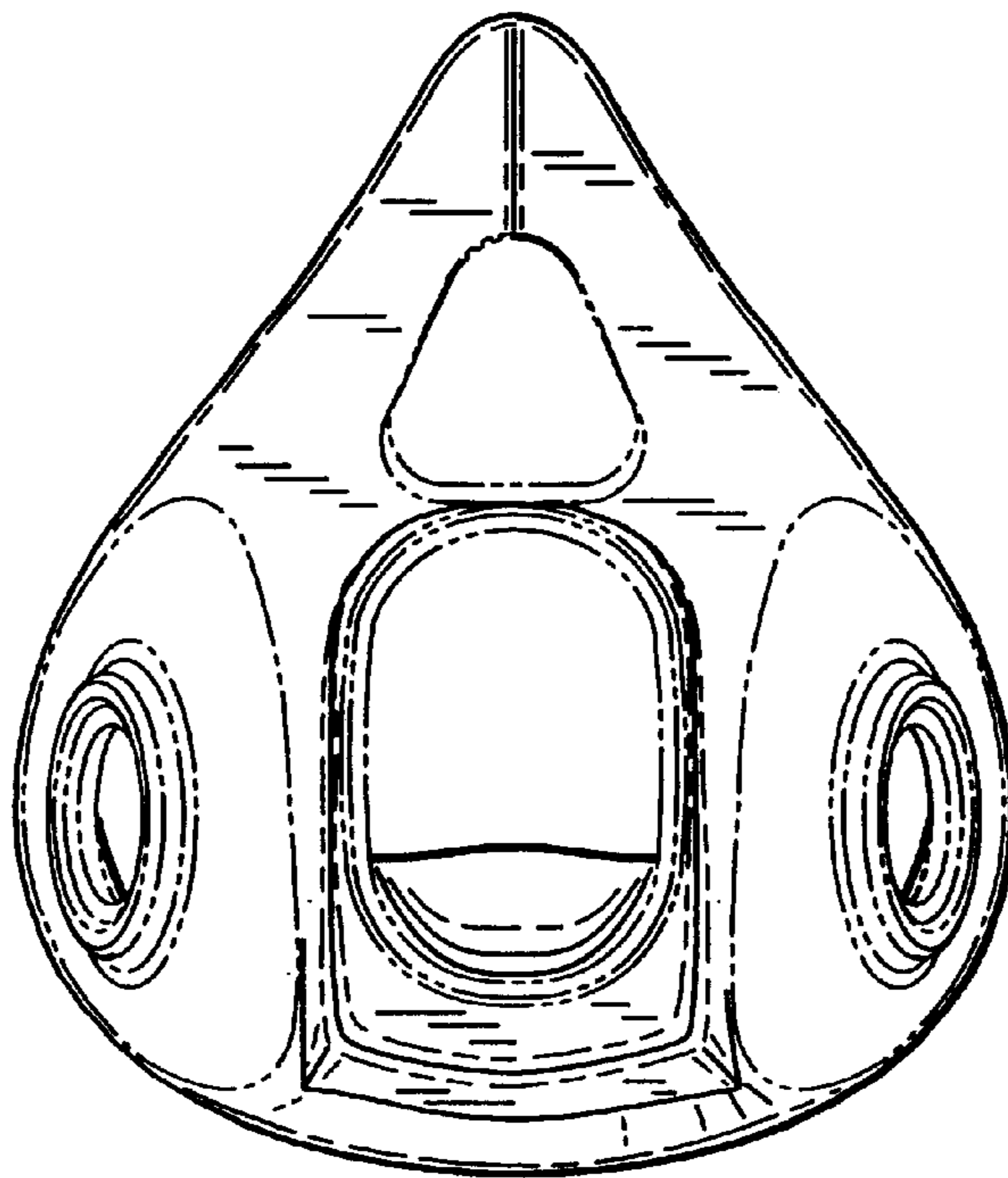


FIG. 2

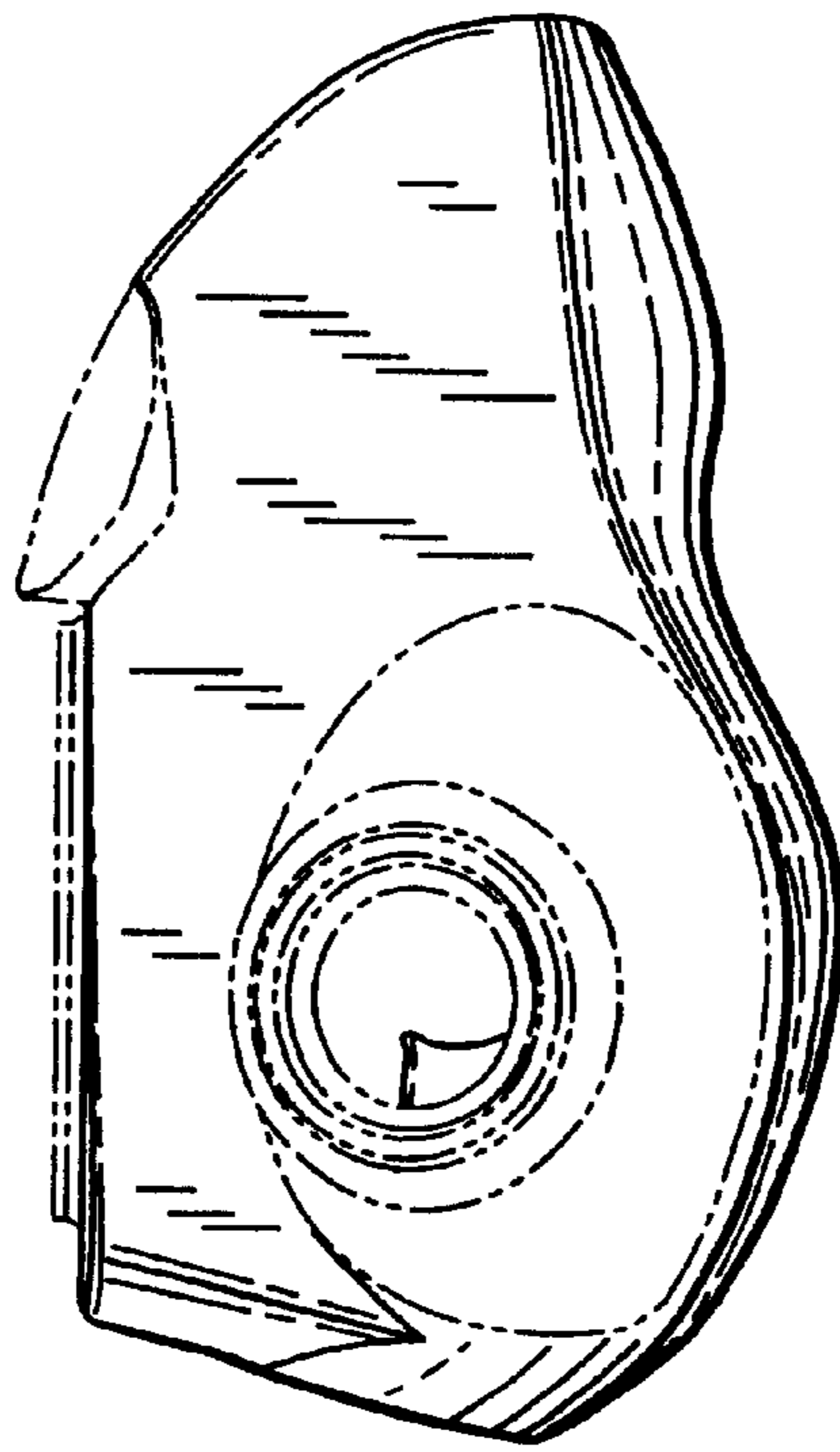


FIG. 3

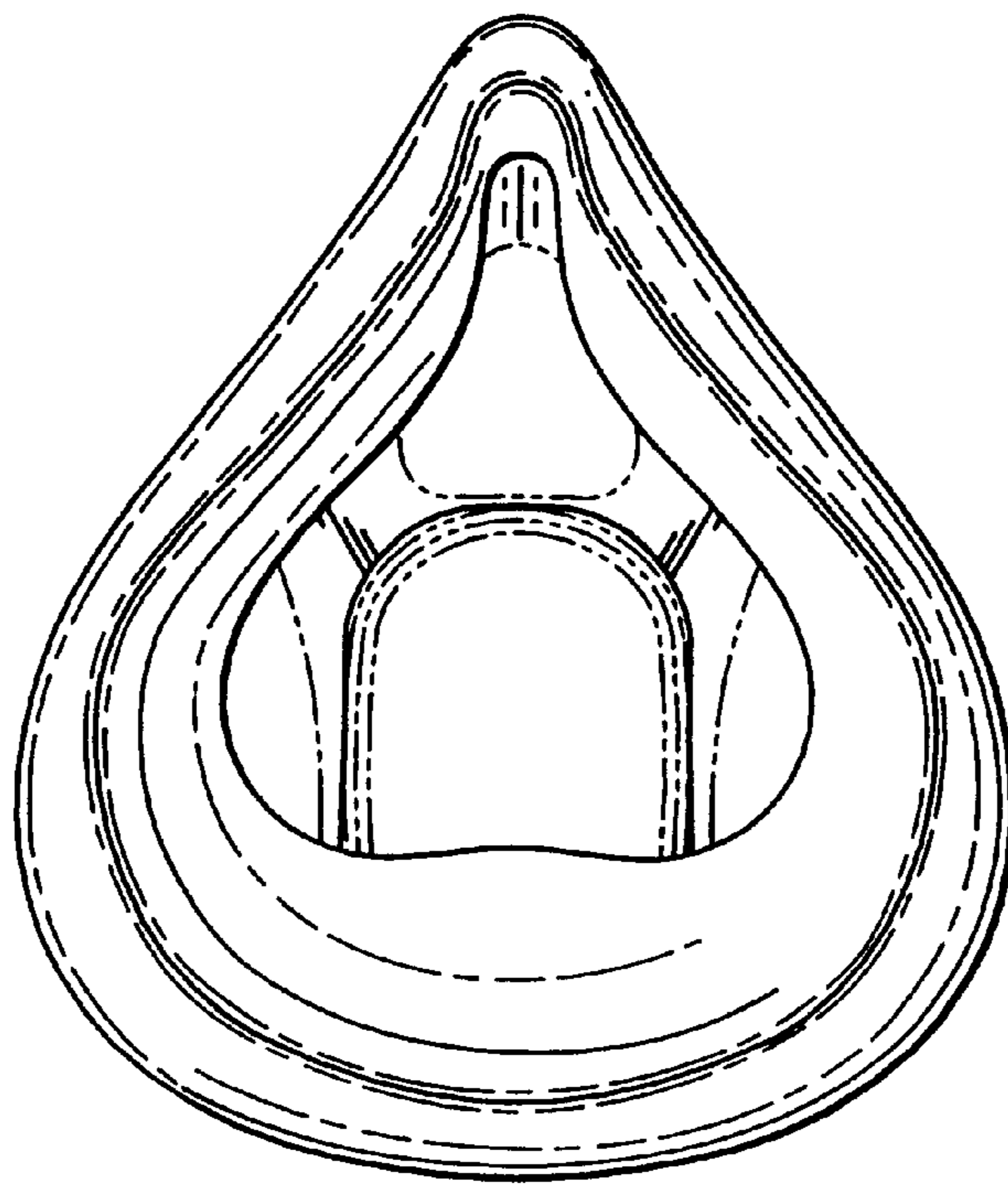


FIG. 4

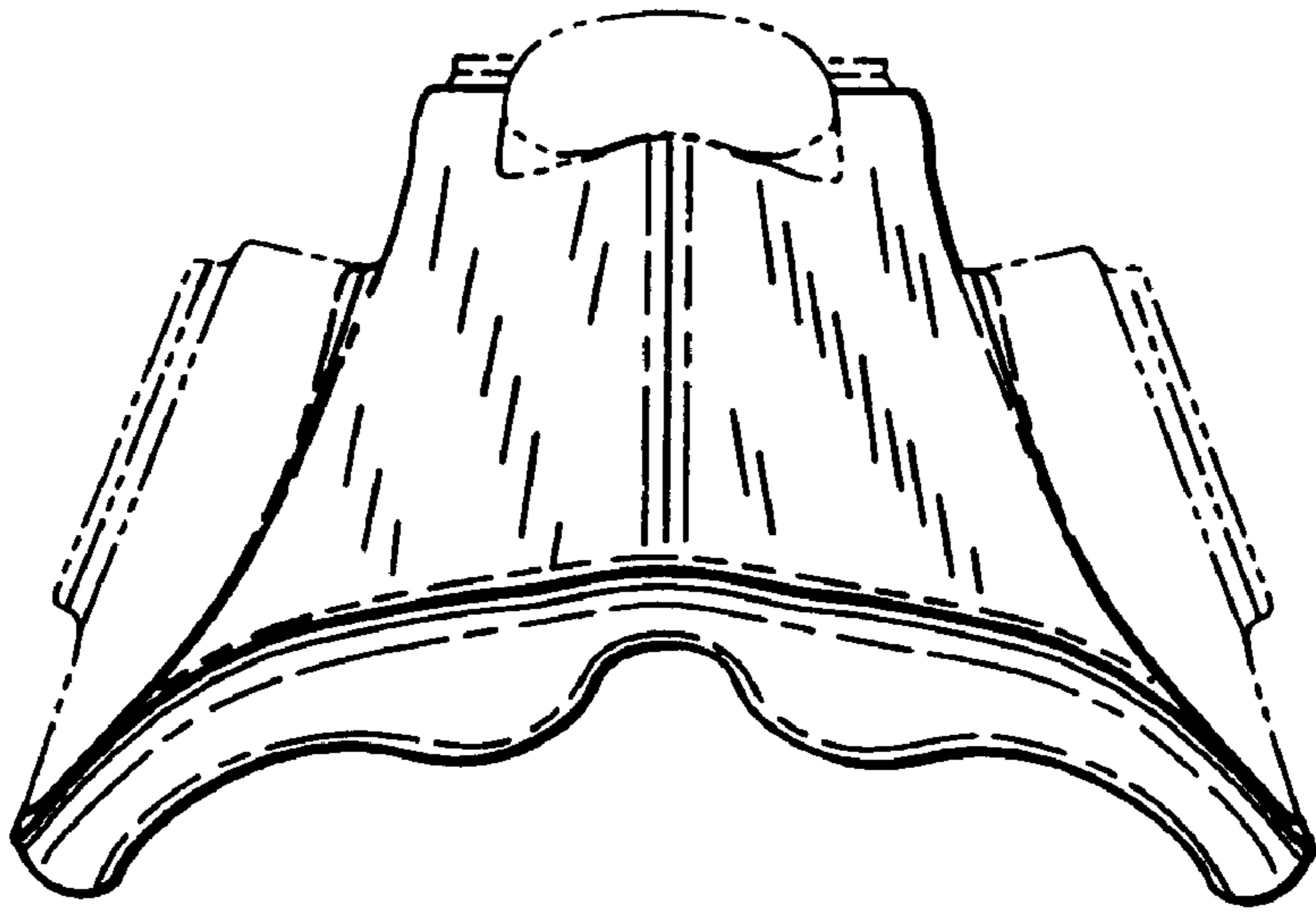


FIG. 5




FIG. 6