



US00D467652S

(12) **United States Design Patent**  
**Short**

(10) **Patent No.:** **US D467,652 S**

(45) **Date of Patent:** **\*\* Dec. 24, 2002**

(54) **PORTABLE HEATER APPLIANCE BODY**

(75) Inventor: **Kevin G. Short**, LaGrange, IL (US)

(73) Assignee: **Lakewood Engineering and Manufacturing Co.**, Chicago, IL (US)

(\*\*) Term: **14 Years**

(21) Appl. No.: **29/146,527**

(22) Filed: **Aug. 10, 2001**

(51) **LOC (7) Cl.** ..... **23-03**

(52) **U.S. Cl.** ..... **D23/341**

(58) **Field of Search** ..... D23/314, 328,  
D23/332, 335-41; 126/90 A, 92 A, 92 B;  
312/236; 392/365-9, 373-6

(56) **References Cited**

**U.S. PATENT DOCUMENTS**

D149,715 S	*	5/1948	Wisting et al.	.....	D23/336
3,173,478 A		3/1965	Maycen		
4,120,615 A		10/1978	Keem et al.		
4,486,144 A		12/1984	Hung		
4,838,151 A		6/1989	Shin-Chin		
D312,124 S		11/1990	Coup et al.		
D325,629 S		4/1992	Coup et al.		
5,118,252 A		6/1992	Chaney		
D329,089 S		9/1992	Coup et al.		

(List continued on next page.)

**OTHER PUBLICATIONS**

U.S. Trademark Reg. No. 1,697,509; Registered Jun. 30, 1993; Owner: Vornado Air Circulation Systems, Inc. for: Electric Fans in Class 11.

Product Catalog entitled "Tropical™ Personal Fan!", Holmes Products Corp., (11 pages two-sided), 1997.

Product Catalog entitled "Fans", Lakewood Engineering & Mfg. Co., (20 pages), Nov. 1998.

Product Catalog entitled "Fans", Lakewood Engineering & Mfg. Co., (20 pages) Jan. 2001.

Product Literature of Lakewood Heaters (1 page). (undated).  
Product Literature of Lasko Air Circulators Fans (1 page) (undated).

Product Literature of Lasko Air Circulators Fans, 1 page, (Date Unknown).

Product Literature of a Holmes Convertible and Oscillating Fans, 15 pages (two sided), Copyright 1997.

Product Literature of Lasko entitled, "20 inch Box Fan" 1 page, Copyright 1998.

Product Literature of Lasko entitled, "Premium 20 inch Box Fan" 1 page, Copyright 1998.

Product Literature of Lasko entitled, "Ultra Force 20 inch Box Fan" 1 page, (Date Unknown).

Product Literature of Lasko entitled, "Natural Cascade Humidifier" 1 page, Copyright 1998.

Product Literature of Lasko entitled, "9 inch Whirlwind Performance Pivot Fan" 1 page, Copyright 1998.

Product Literature of Lasko entitled, "Cyclone 20" Air Circulator" 1 page, Nov. 1998.

Product Literature of Lasko entitled, "Air Companion 15" Air Circulator" 1 page, Nov. 1998.

Product Literature of Lakewood Heaters, 1 page, (Date Unknown).

*Primary Examiner*—B. J. Bullock

(74) *Attorney, Agent, or Firm*—Wallenstein & Wagner, Ltd.

(57) **CLAIM**

What is claimed is the ornamental Design for a portable heater appliance body, as shown and described.

**DESCRIPTION**

FIG. 1 is a perspective view of the appliance body.

FIG. 2 is a side view of the appliance body.

FIG. 3 is the opposite side view of the appliance body.

FIG. 4 is the front view of the appliance body.

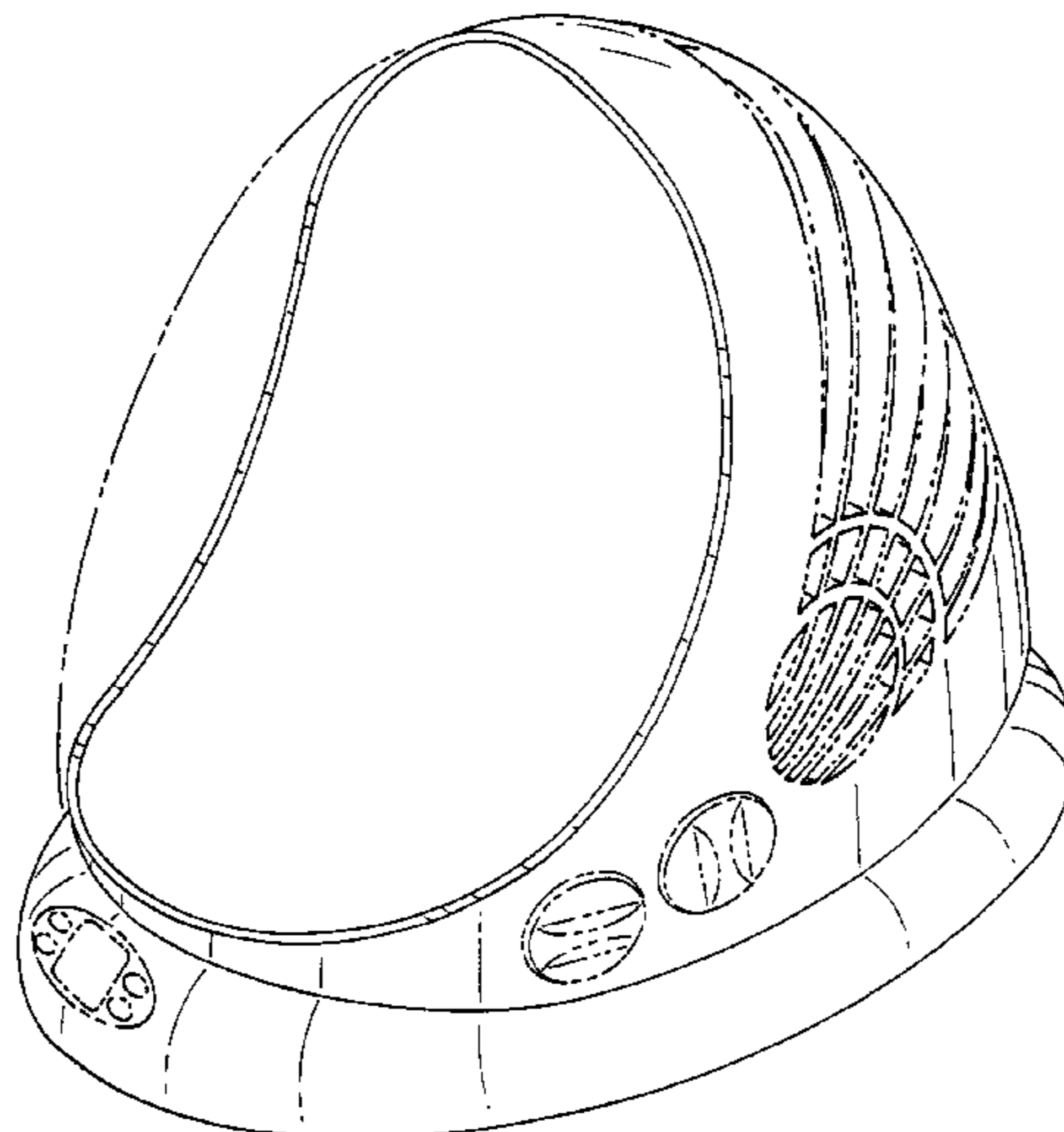
FIG. 5 is the rear view of the appliance body.

FIG. 6 is atop plan view of the appliance body; and,

FIG. 7 is the bottom view of the appliance body.

Broken lines in the Figures form no part of the claimed design.

**1 Claim, 4 Drawing Sheets**



# US D467,652 S

Page 2

---

## U.S. PATENT DOCUMENTS

D336,512 S	6/1993	Cunning		D391,631 S	3/1998	Litvin	
D337,819 S	7/1993	Cunning		D392,735 S	3/1998	Gonzales et al.	
D343,231 S	* 1/1994	Lim .....	D23/336	D395,080 S	6/1998	Jané et al.	
RE34,551 E	2/1994	Coup et al.		D396,278 S	7/1998	Gonzales	
D346,019 S	4/1994	Cheslock et al.		D398,983 S	9/1998	Keller et al.	
5,342,175 A	8/1994	Patton		D400,242 S	10/1998	Litvin	
D359,116 S	6/1995	Marvin et al.		5,829,956 A	11/1998	Chen et al.	
D369,403 S	4/1996	Reveal et al.		D410,074 S	* 5/1999	Lee .....	D23/335
D374,712 S	* 10/1996	Jane et al. ....	D23/337	D413,664 S	9/1999	Keller et al.	
D376,005 S	11/1996	Litvin		D416,996 S	11/1999	Mack	
5,609,473 A	3/1997	Litvin		D420,121 S	2/2000	Felix-Flender	
D387,152 S	12/1997	Jané et al.		D429,804 S	* 8/2000	Rossman et al. ....	D23/341

\* cited by examiner

FIG. 1

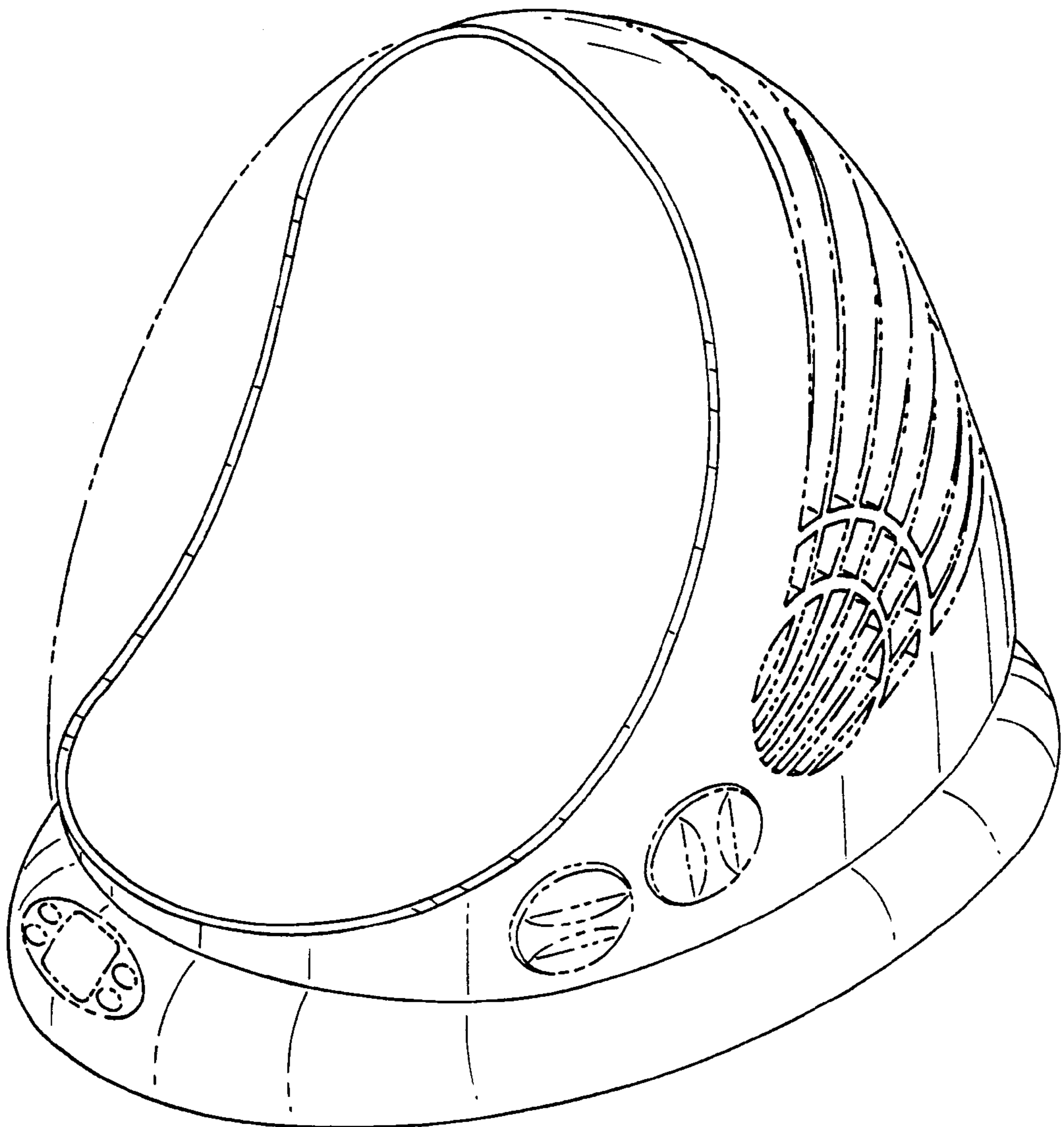


FIG. 2

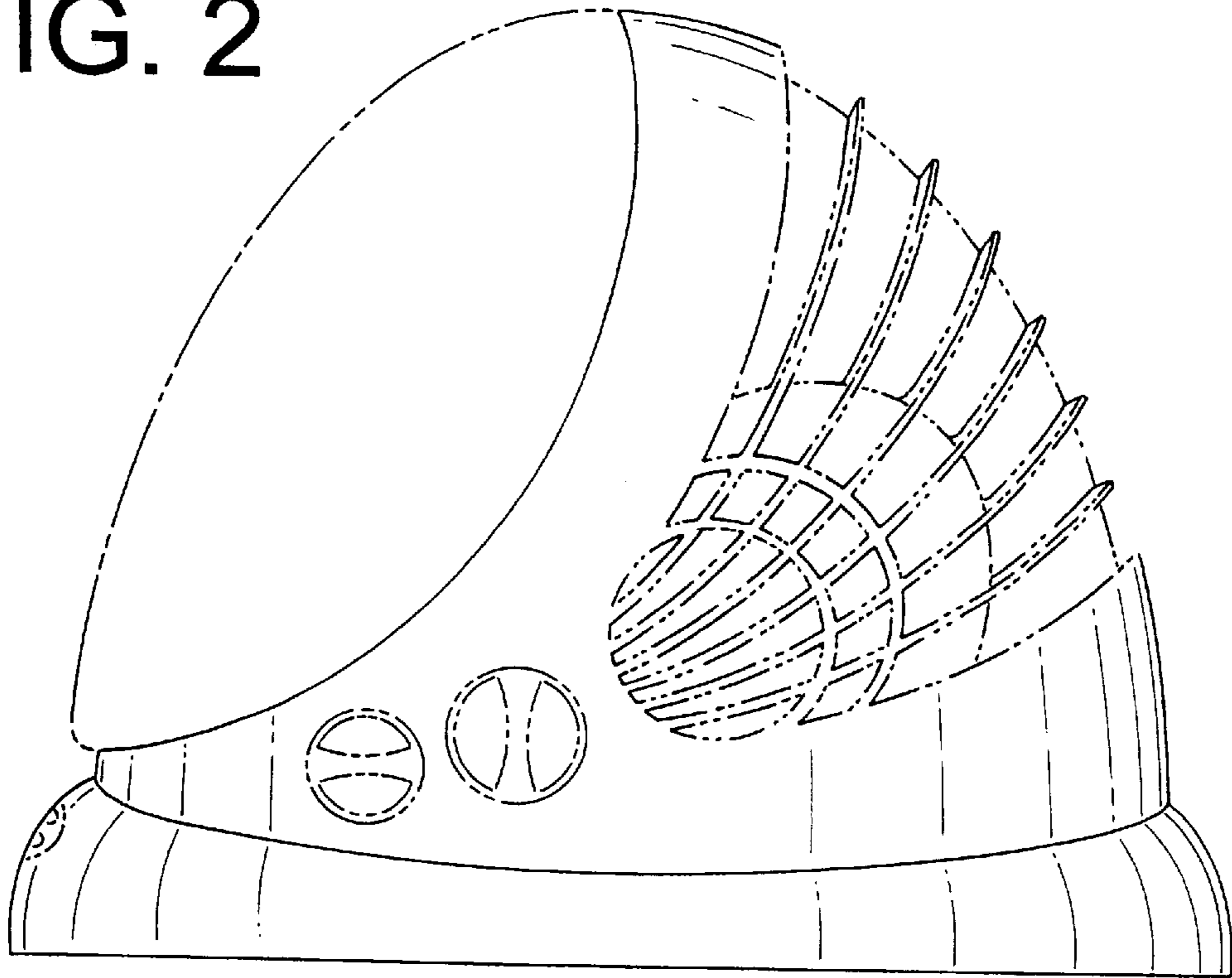


FIG. 3

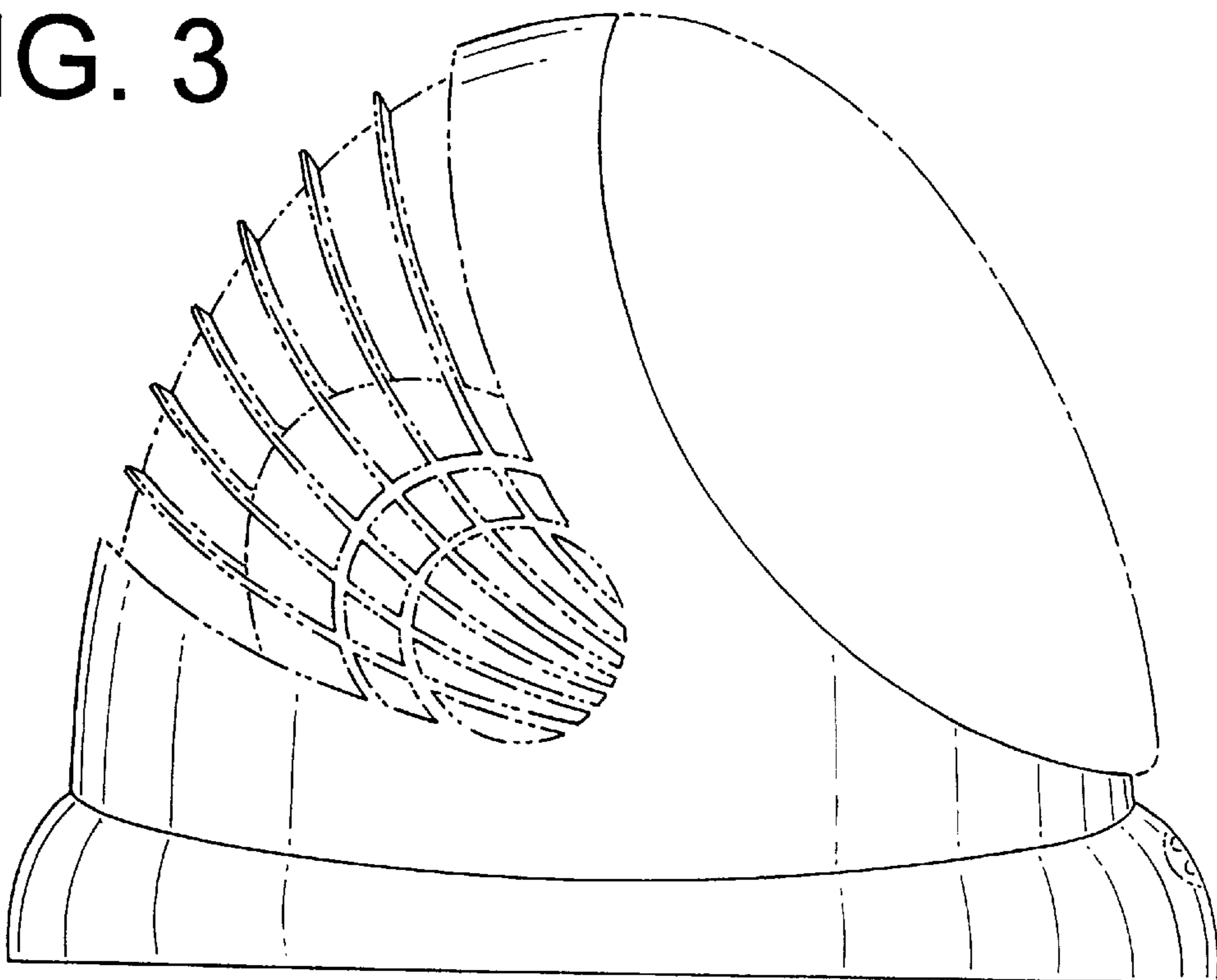


FIG. 4

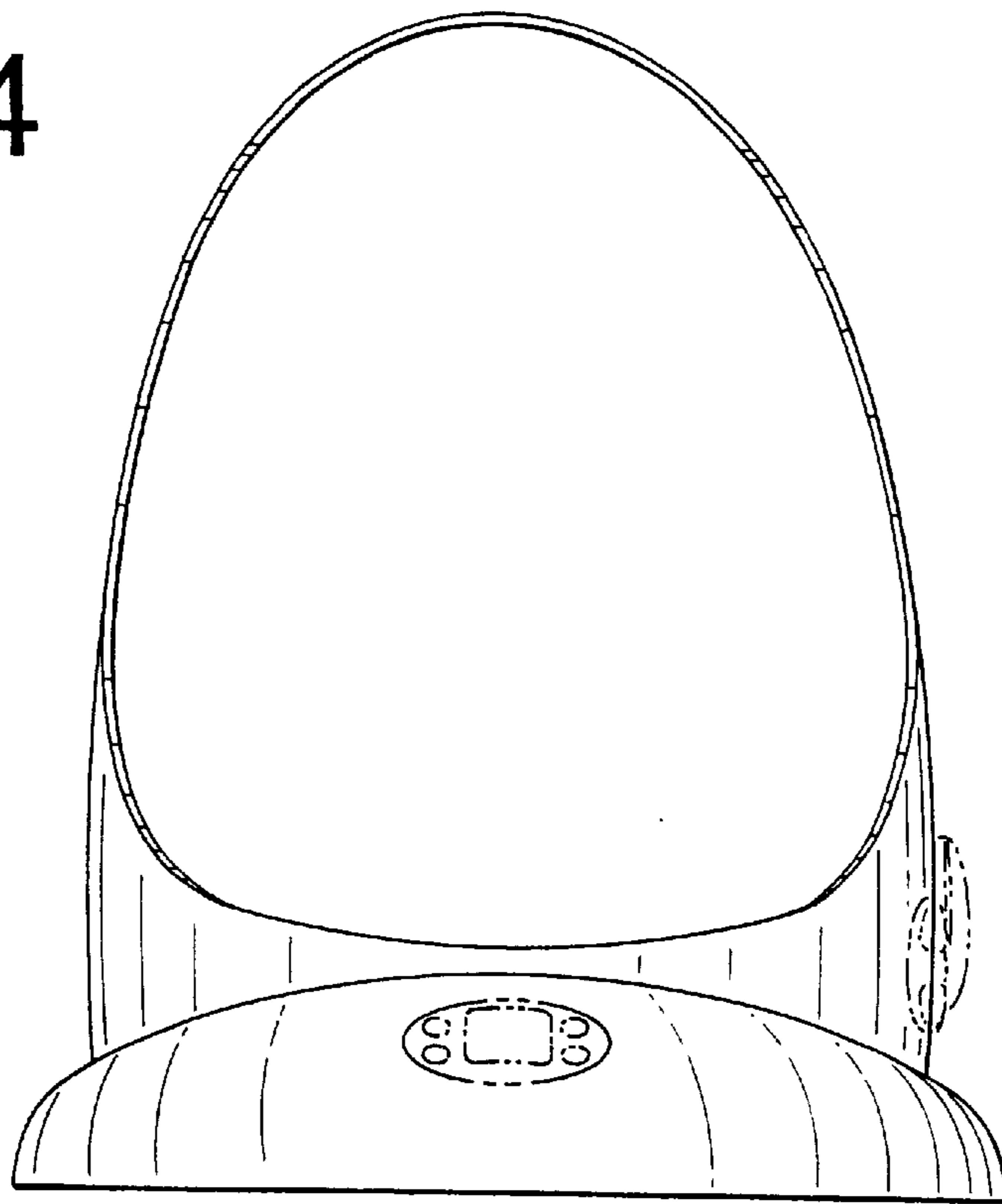


FIG. 5

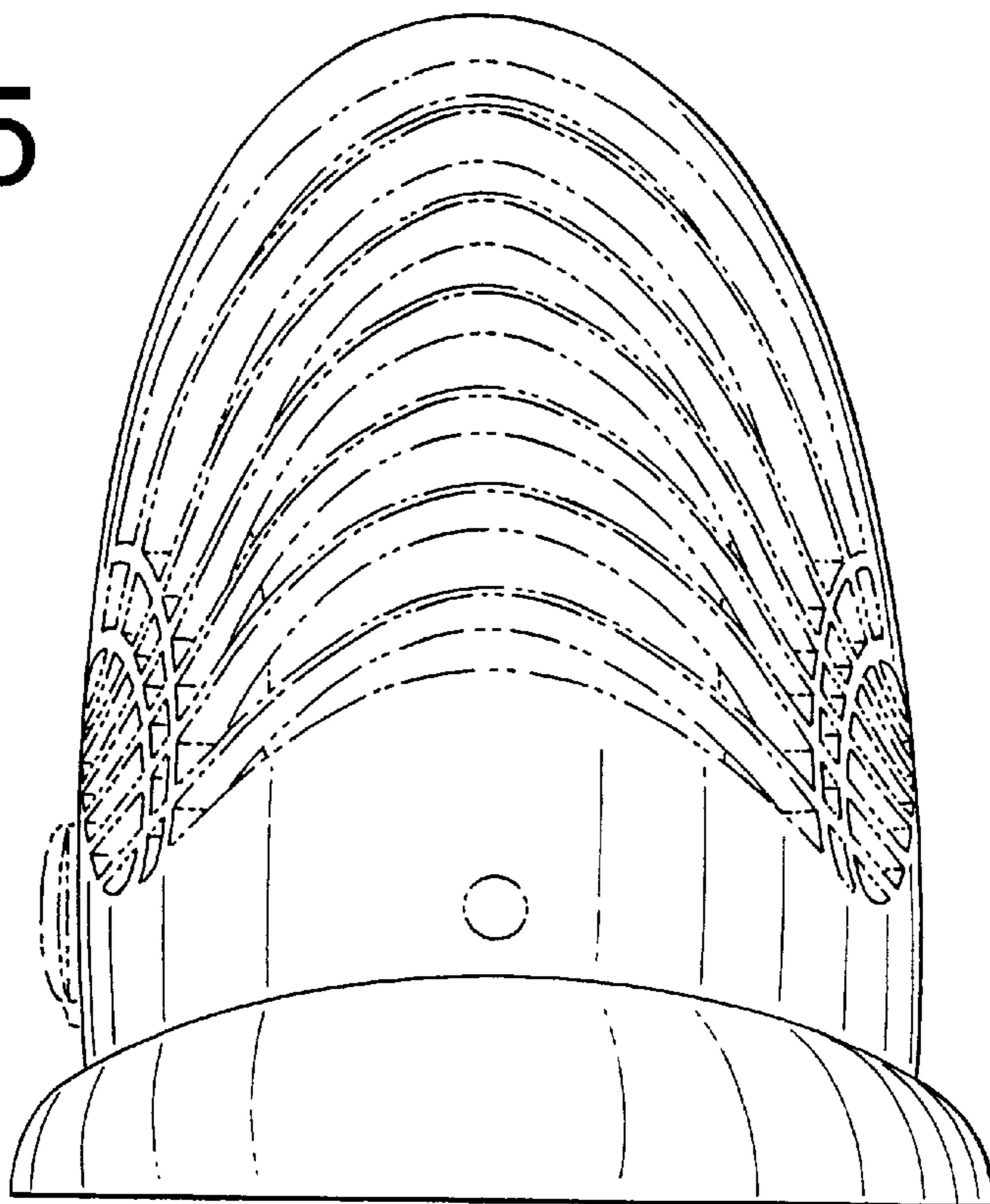


FIG. 7

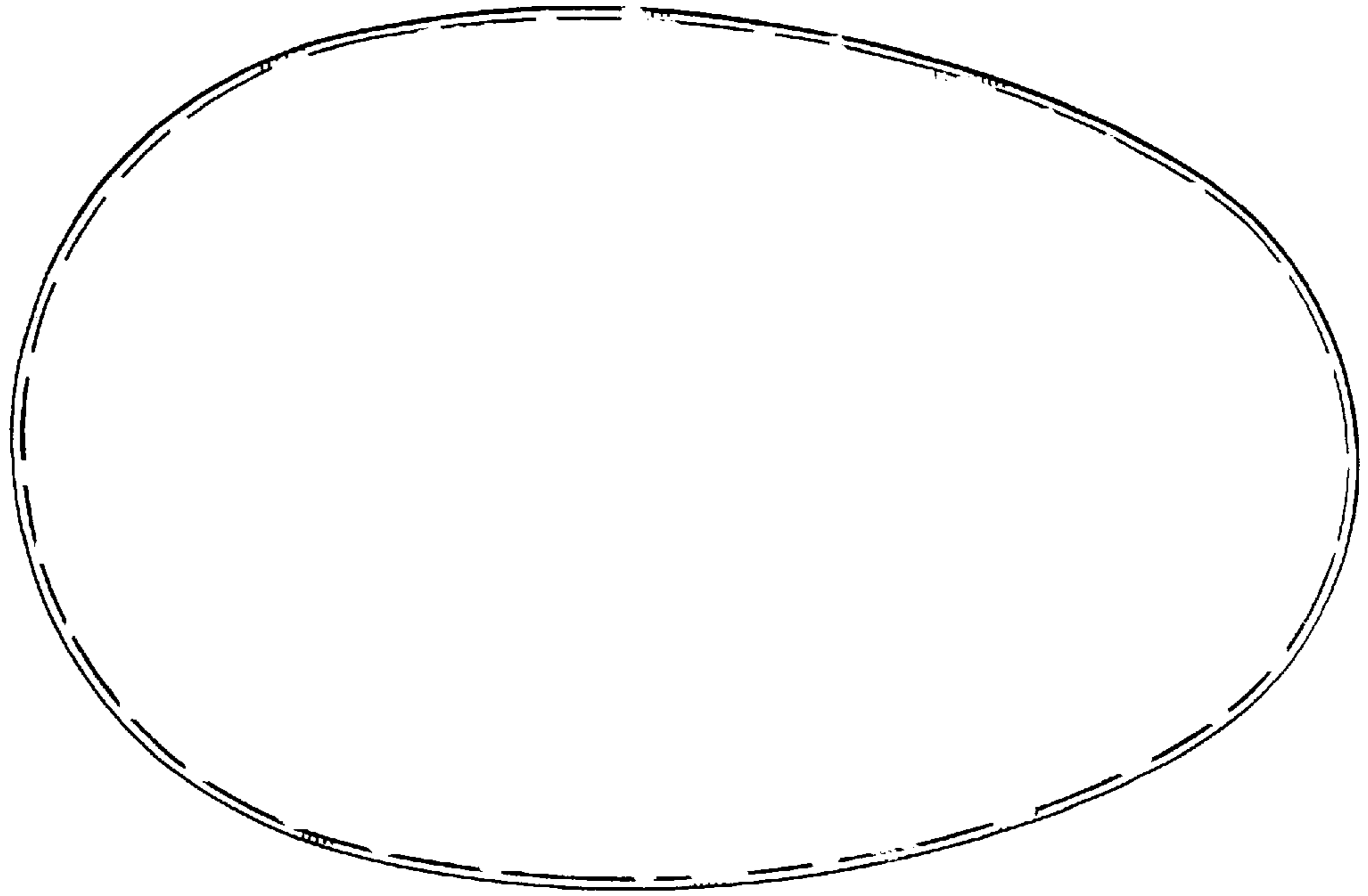


FIG. 6

