



US00D467614S

(12) **United States Design Patent**  
**Pellissa Beneyto**

(10) **Patent No.:** **US D467,614 S**

(45) **Date of Patent:** **\*\* Dec. 24, 2002**

(54) **WRITING INSTRUMENT**

(75) Inventor: **Ferran Pellissa Beneyto**, Celra (ES)

(73) Assignee: **Inoxcrom, S.A.**, Barcelona (ES)

(\*\*) Term: **14 Years**

(21) Appl. No.: **29/147,986**

(22) Filed: **Sep. 12, 2001**

(51) **LOC (7) Cl.** ..... **19-06**

(52) **U.S. Cl.** ..... **D19/51; D19/56**

(58) **Field of Search** ..... D19/35, 36, 41-51,  
D19/53-58, 81-85; 401/99, 100-101, 103-106,  
107-110, 111-117, 209

(56) **References Cited**

**U.S. PATENT DOCUMENTS**

D258,069 S	*	1/1981	Malamoud	.....	D19/48
D262,463 S	*	12/1981	Delcroix	.....	D19/51
D267,655 S	*	1/1983	Verona	.....	D19/51
D280,420 S	*	9/1985	Verhaegue	.....	D19/48
D297,022 S	*	8/1988	Grossiord	.....	D19/51
D360,650 S	*	7/1995	Irby	.....	D19/51
D395,919 S	*	7/1998	Rosenbaum	.....	D19/51

**OTHER PUBLICATIONS**

Fahrney's Pens, Spring Preview 2000 Catalog, see pen on p. 19 indicated by arrow.\*

\* cited by examiner

*Primary Examiner*—Martie K. Holtje

(74) *Attorney, Agent, or Firm*—Michael J. Striker

(57) **CLAIM**

I claim the ornamental design for a writing instrument, as shown and described.

**DESCRIPTION**

FIG. 1 is a front view of a writing instrument showing my new design;

FIG. 2 is a side view thereof, which is a mirror image of the opposite side thereof;

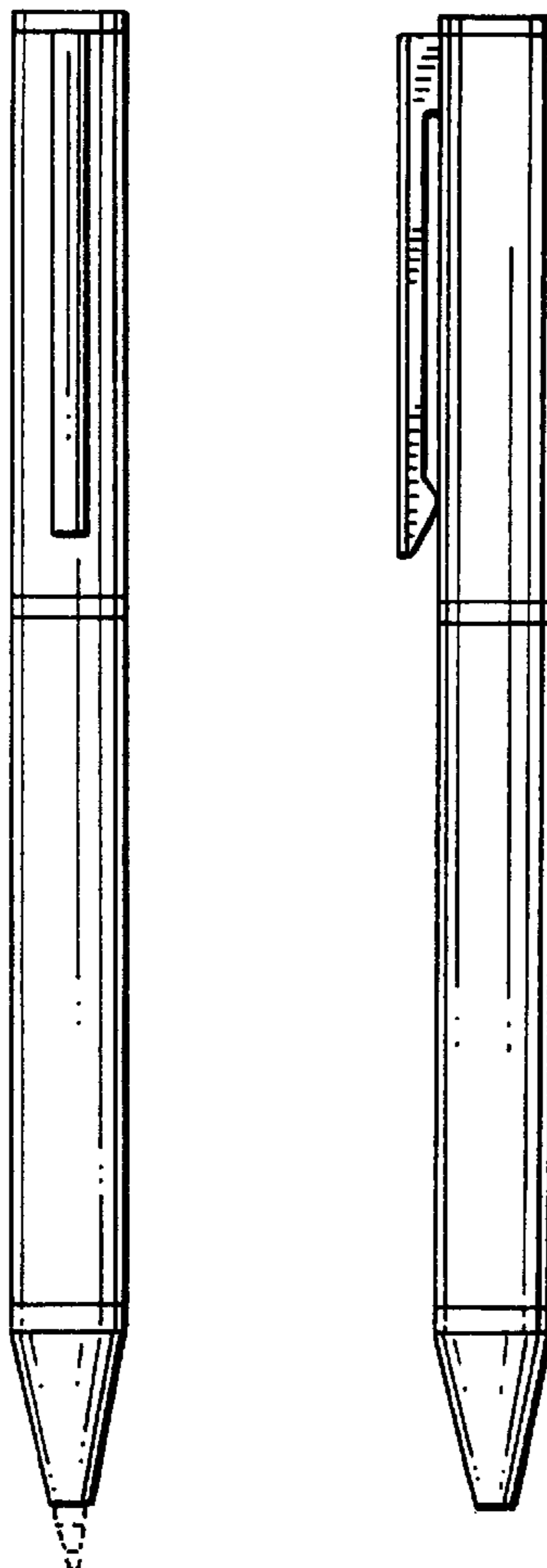
FIG. 3 is a rear view thereof;

FIG. 4 is a top view thereof; and,

FIG. 5 is a bottom view thereof.

The writing instrument tip depicted by means of broken lines in FIG. 1 has been shown for illustrative purposes only and forms no part of the claimed design.

**1 Claim, 1 Drawing Sheet**



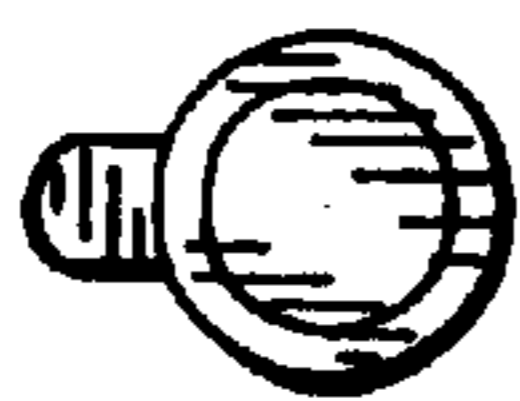
*FIG. 1*



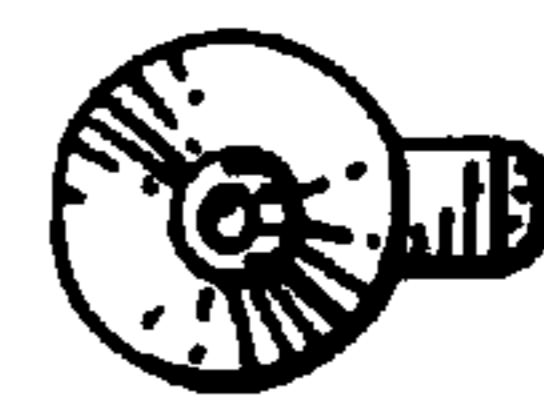
*FIG. 2*



*FIG. 3*



*FIG. 4*



*FIG. 5*