



US00D467597S

(12) **United States Design Patent**
Min et al.

(10) **Patent No.:** **US D467,597 S**
(45) **Date of Patent:** **** Dec. 24, 2002**

- (54) **REFRIGERATOR**
- (75) Inventors: **Keun Sik Min**, Kyunggi-do (KR);
Sang Sin Kwak, Seoul (KR)
- (73) Assignee: **LG Electronics Inc.**, Seoul (KR)
- (**) Term: **14 Years**
- (21) Appl. No.: **29/149,990**
- (22) Filed: **Oct. 29, 2001**
- (30) **Foreign Application Priority Data**
May 11, 2001 (KR) 01-12641
- (51) **LOC (7) Cl.** **15-07**
- (52) **U.S. Cl.** **D15/85**
- (58) **Field of Search** D15/79-88; 62/440,
62/444, 445; 312/114, 401, 116, 117, 128,
236, 238.1, 408, 405.1, 406
- (56) **References Cited**
U.S. PATENT DOCUMENTS
D358,598 S * 5/1995 Edman D15/85
D370,226 S * 5/1996 Hebert D15/85

- D379,095 S * 5/1997 Sparks D15/85
- 5,909,937 A * 6/1999 Jenkins et al. 312/405.1
- D415,504 S * 10/1999 Han D15/85
- D449,625 S * 10/2001 Yu D15/81

* cited by examiner

Primary Examiner—Mitchell Siegel

(74) *Attorney, Agent, or Firm*—Birch, Stewart, Kolasch & Birch, LLP

(57) **CLAIM**

We claim the ornamental design for refrigerator, as shown and described.

DESCRIPTION

FIG. 1 is a perspective view of refrigerator showing the new design;
 FIG. 2 is a front view thereof;
 FIG. 3 is a rear elevational view thereof;
 FIG. 4 is a left-side elevational view thereof;
 FIG. 5 is a right-side elevational view thereof;
 FIG. 6 is a top plan view thereof; and,
 FIG. 7 is a bottom plan view thereof.

1 Claim, 4 Drawing Sheets



FIG. 1



FIG. 2

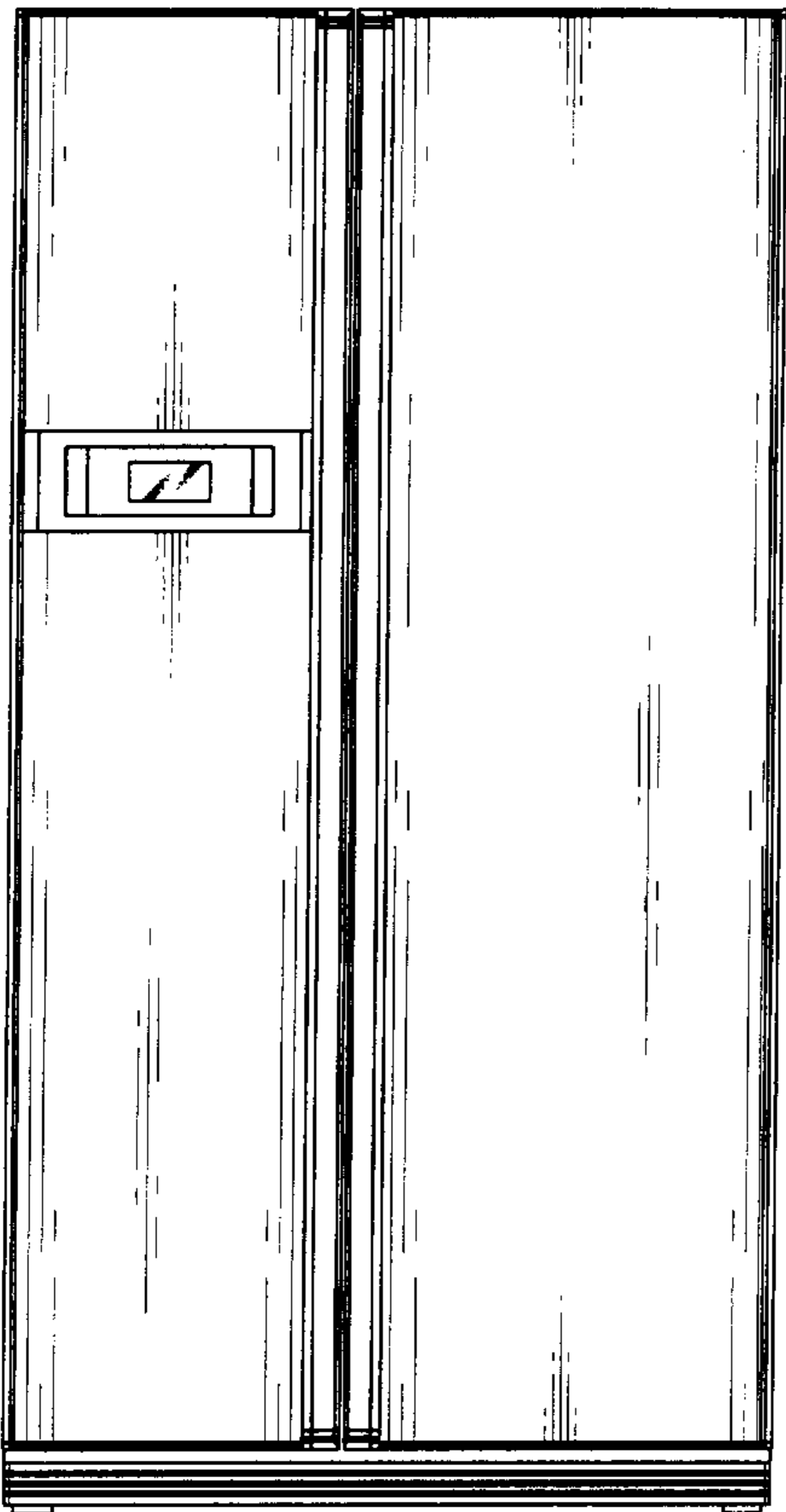


FIG. 3




FIG. 4




FIG. 5




FIG. 6

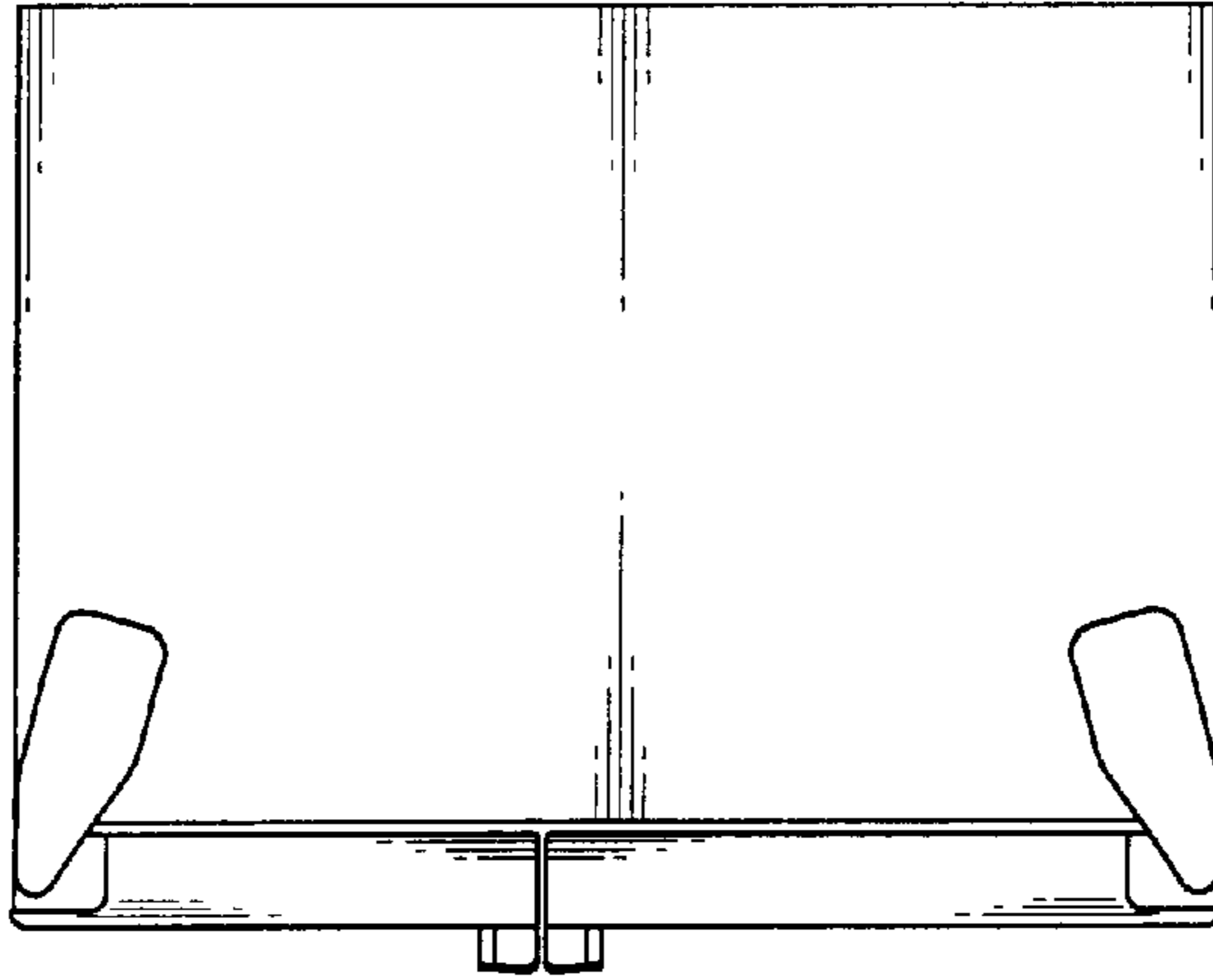


FIG. 7

