

US00D467579S

(12) **United States Design Patent**
Lowell et al.

(10) **Patent No.:** **US D467,579 S**
(45) **Date of Patent:** **** Dec. 24, 2002**

(54) **LAY-IN TILE SPEAKER SYSTEM**

(75) Inventors: **Wilhelm R. Lowell**, St. Louis, MO
(US); **Carey C. Porter**, Beaufort, MO
(US); **Jeffrey R. Garstick**, Ballwin,
MO (US)

(73) Assignee: **Lowell Manufacturing Company**, St.
Louis, MO (US)

(**) Term: **14 Years**

(21) Appl. No.: **29/146,924**

(22) Filed: **Aug. 17, 2001**

(51) **LOC (7) Cl.** **14-01**

(52) **U.S. Cl.** **D14/221; D14/209**

(58) **Field of Search** **D14/204, 207,**
D14/209-216, 219-221; 181/144-145,
147-148, 150, 153, 157, 198-199; 381/300-302,
307, 345, 361-364, 386

(56) **References Cited**

U.S. PATENT DOCUMENTS

- 2,830,330 A 4/1958 Heath
- 2,885,024 A * 5/1959 Jordan 181/199
- 3,912,865 A 10/1975 Seebinger
- 4,057,689 A 11/1977 Stallings, Jr.
- 4,330,691 A 5/1982 Gordon
- 4,484,658 A 11/1984 Grote
- 4,509,192 A 4/1985 Straughn

- 4,727,587 A 2/1988 Black
- 4,923,032 A 5/1990 Nuernberger
- 5,088,574 A 2/1992 Kertesz, III
- 5,316,254 A 5/1994 McCartha
- 5,533,306 A 7/1996 Aspenson
- 5,844,999 A * 12/1998 Kameda et al. 381/386
- D440,221 S * 4/2001 McGurty D14/214

* cited by examiner

Primary Examiner—Nanda Bondade

(74) *Attorney, Agent, or Firm*—Blackwell Sanders Peper
Martin LLP

(57) **CLAIM**

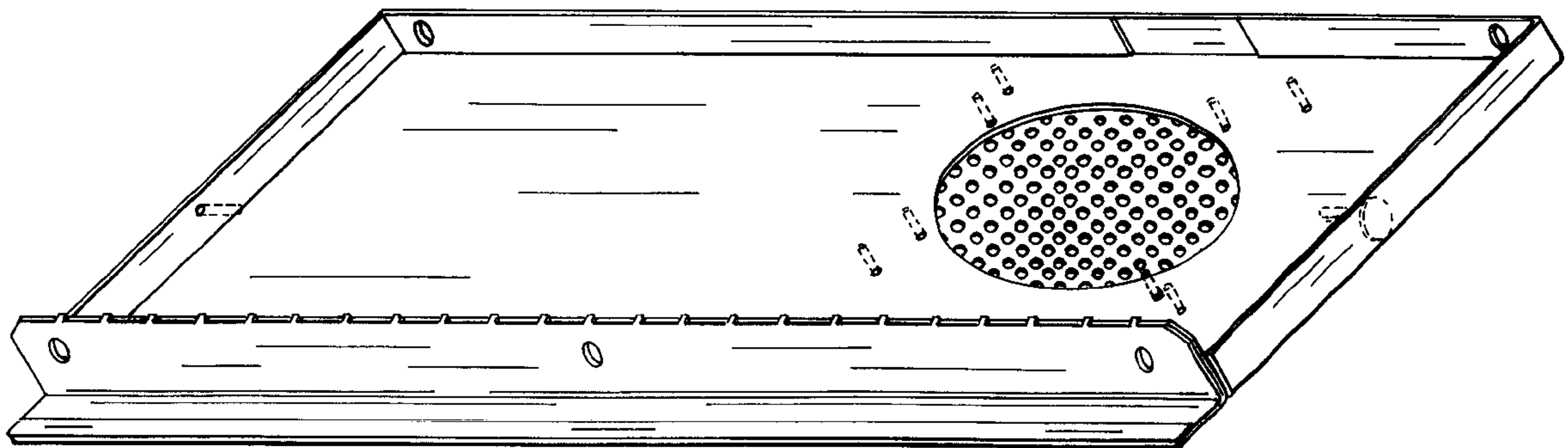
The ornamental design for a lay-in tile speaker system, as
shown and described.

DESCRIPTION

FIG. 1 is a top perspective view of a lay-in tile speaker
system showing our new design;
FIG. 2 is a bottom plan view thereof;
FIG. 3 is a top plan view thereof;
FIG. 4 is a rear elevational view thereof;
FIG. 5 is a front elevational view thereof;
FIG. 6 is a left side elevational view thereof; and,
FIG. 7 is a right side elevational view thereof.

Throughout the figures, lines shown in phantom are for
purposes of illustration only and form no part of the claimed
design.

1 Claim, 5 Drawing Sheets



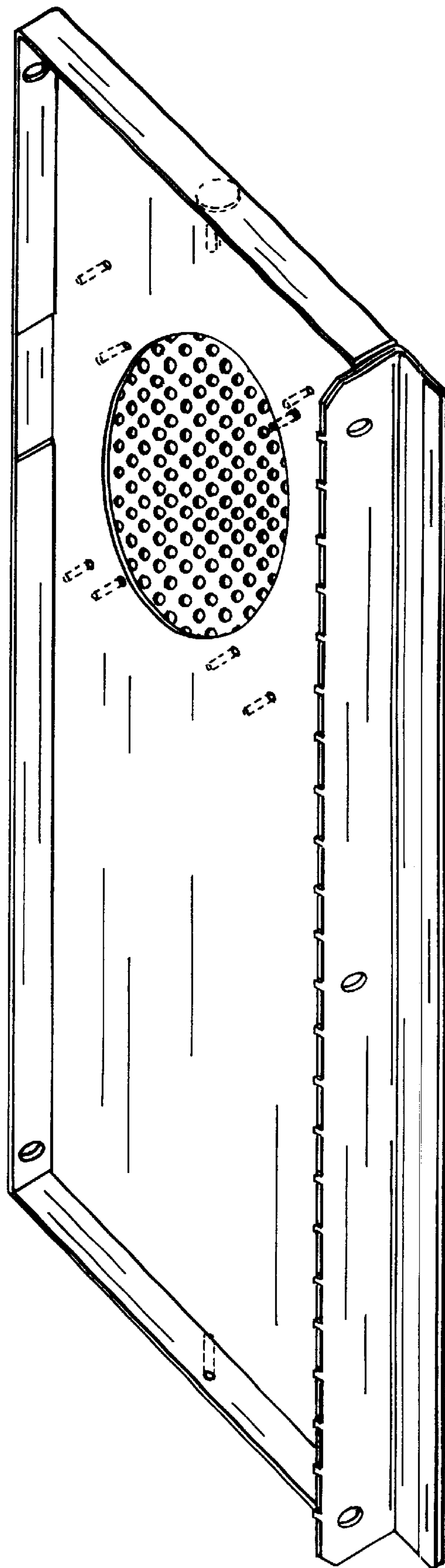


FIG. 1




FIG. 2

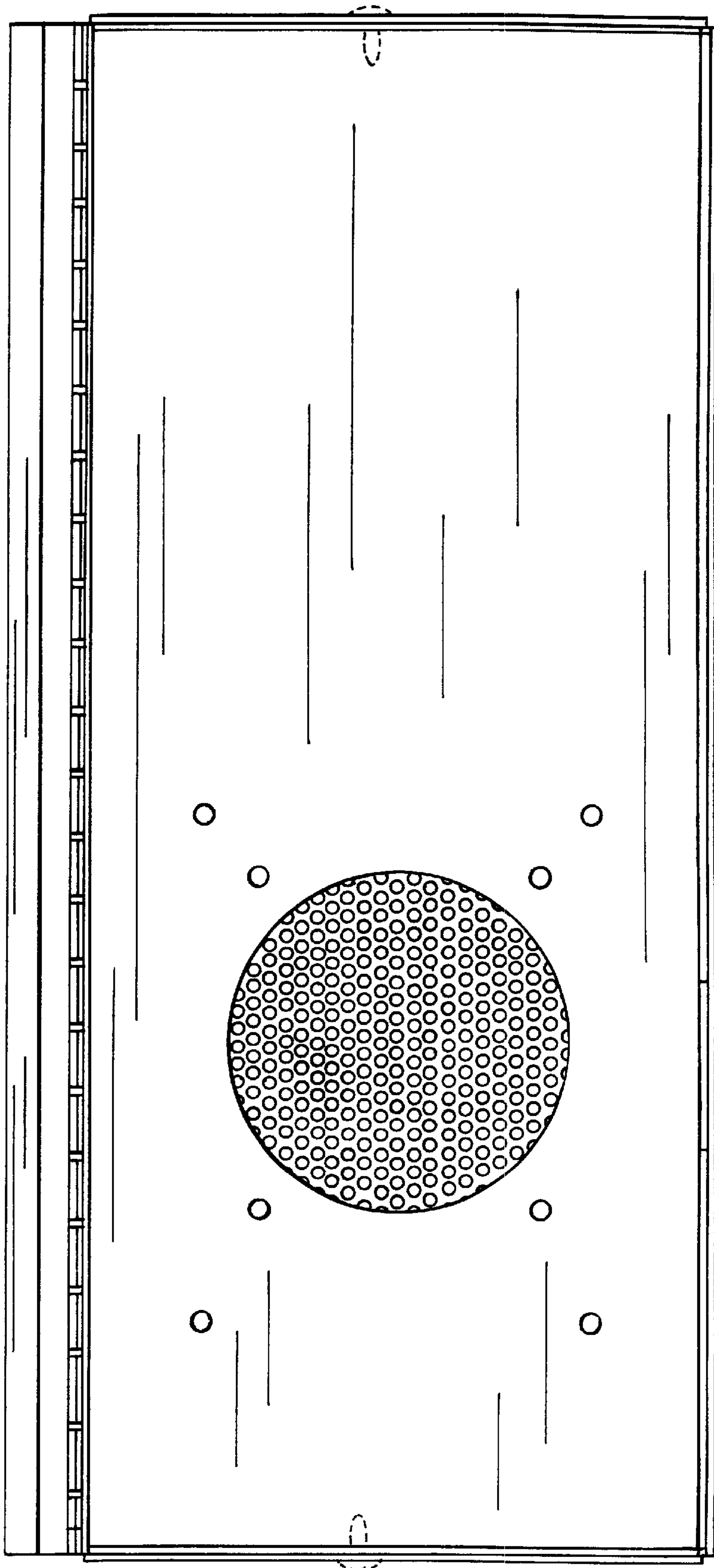


FIG. 3

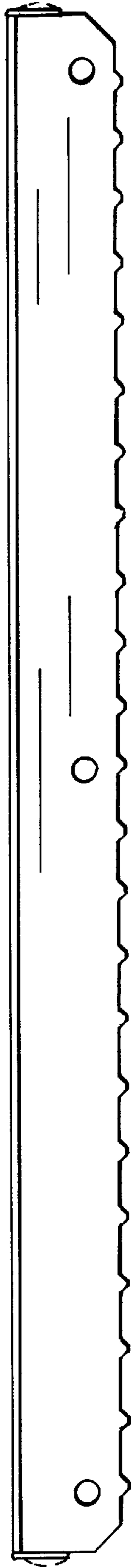


FIG. 4

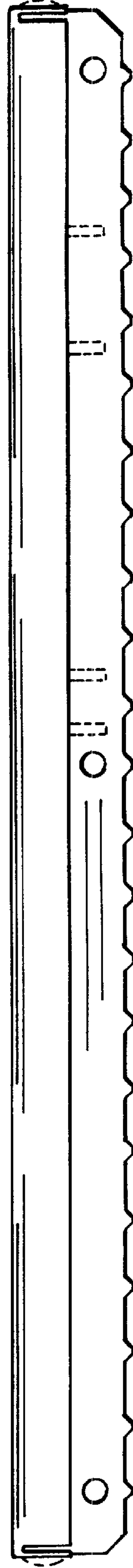


FIG. 5

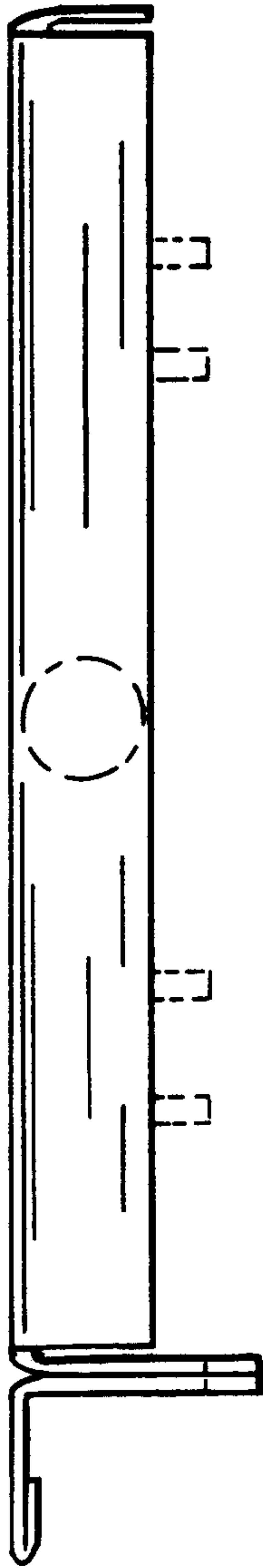


FIG. 6

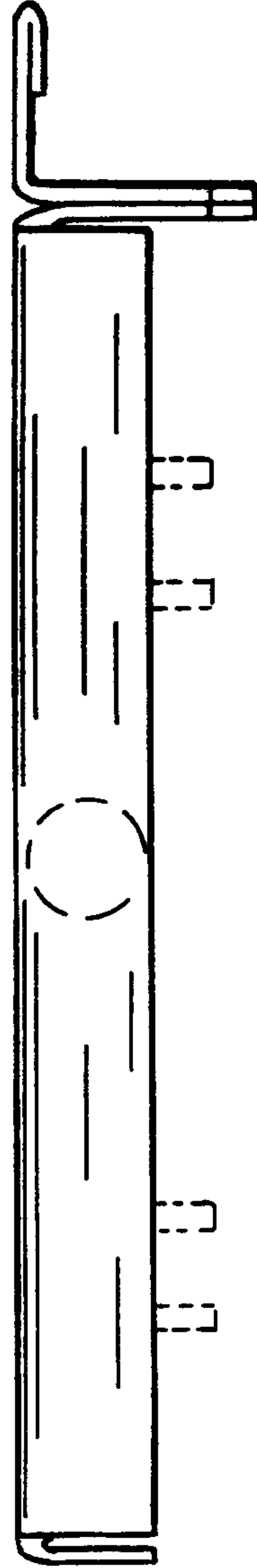


FIG. 7