



US00D467558S

(12) **United States Design Patent**
Morimoto et al.

(10) **Patent No.:** **US D467,558 S**

(45) **Date of Patent:** **** Dec. 24, 2002**

(54) **GATE ACCESS CONTROL UNIT**

6,107,765 A * 8/2000 Fitzgibbon et al. 318/266

(75) Inventors: **Masaru Morimoto**, Kyoto (JP); **Heita Nada**, Kyoto (JP)

* cited by examiner

(73) Assignee: **Omeron Corporation**, Kyoto (JP)

Primary Examiner—Ted Shooman

Assistant Examiner—Selina Sikder

(**) Term: **14 Years**

(74) *Attorney, Agent, or Firm*—Dickstein Shapiro Morin & Oshinsky LLP

(21) Appl. No.: **29/150,909**

(57) **CLAIM**

(22) Filed: **Dec. 3, 2001**

The ornamental design for a gate access control unit, as shown and described.

(30) **Foreign Application Priority Data**

DESCRIPTION

Jun. 4, 2001 (JP) 2001-016162

(51) **LOC (7) Cl.** **13-03**

FIG. 1 is a front view showing my new design for a gate access control unit;

(52) **U.S. Cl.** **D13/164**

FIG. 2 is a rear view of the gate access control unit of FIG. 1;

(58) **Field of Search** D10/104, 106, D10/108, 121; D13/162, 162.1, 164; D14/188-198; 49/139, 340; 318/16, 266, 286, 466, 467, 480; 381/77, 89, 100; 403/323; 455/325-355

FIG. 3 is a right side view of the gate access control unit of FIG. 1;

FIG. 4 is a left side view of the gate access control unit of FIG. 1;

(56) **References Cited**

FIG. 5 is a top view of the gate access control unit of FIG. 1;

U.S. PATENT DOCUMENTS

FIG. 6 is a bottom view of the gate access control unit of FIG. 1;

D224,785 S * 9/1972 Dean, Jr. D13/164

FIG. 7 is a perspective view of the gate access control unit of FIG. 1; and,

D263,207 S * 3/1982 Bickley et al. D10/80

4,735,018 A * 4/1988 Duncan et al. 49/340

FIG. 8 is another front view of the gate access control unit of FIG. 1.

D326,238 S * 5/1992 Spinosa D10/118

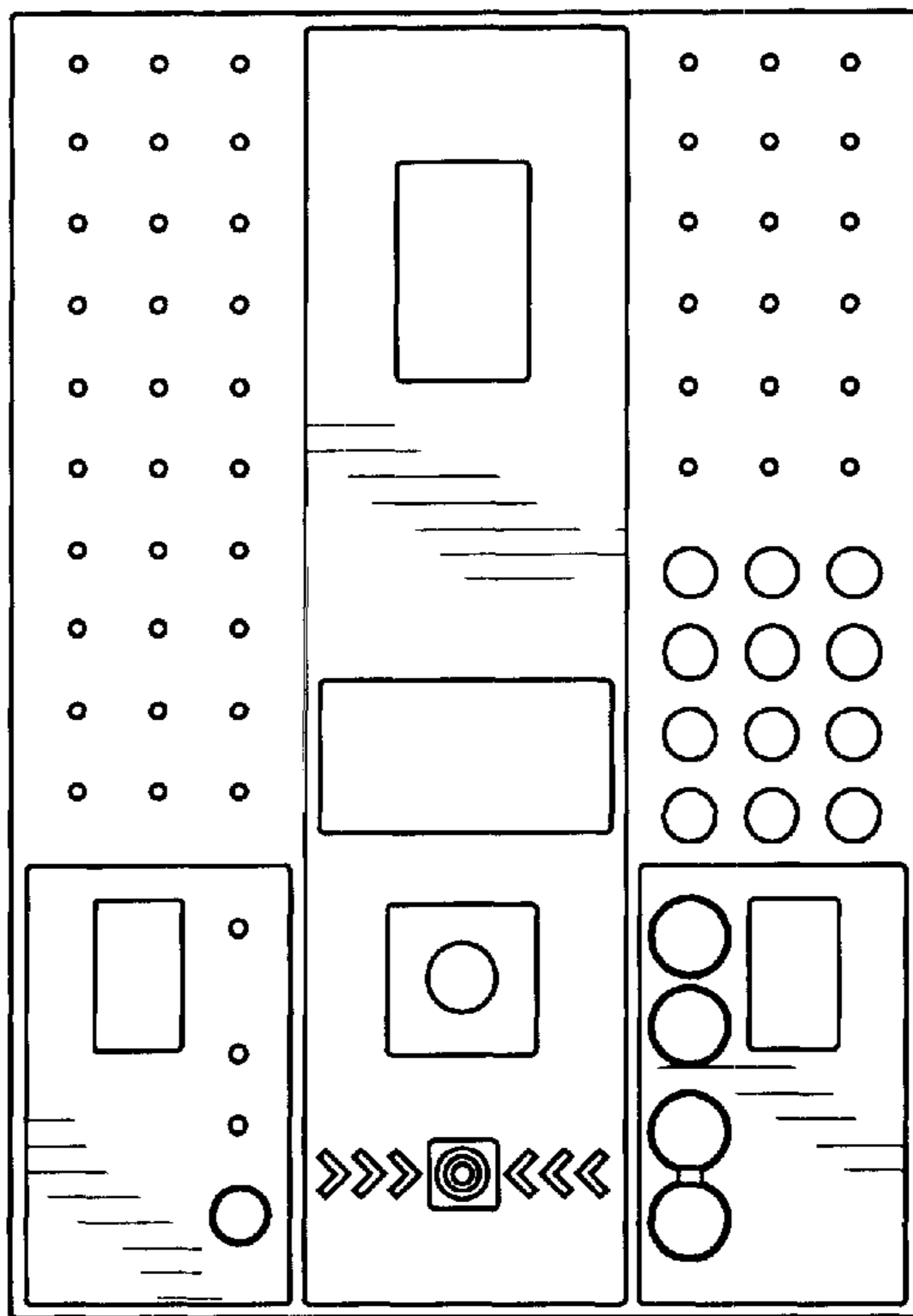
D351,564 S * 10/1994 Schepis D10/104

D387,034 S * 12/1997 Szyszko et al. D13/164

6,025,685 A * 2/2000 Parsadayan 318/471

D429,702 S * 8/2000 Maruta et al. D13/162

1 Claim, 3 Drawing Sheets



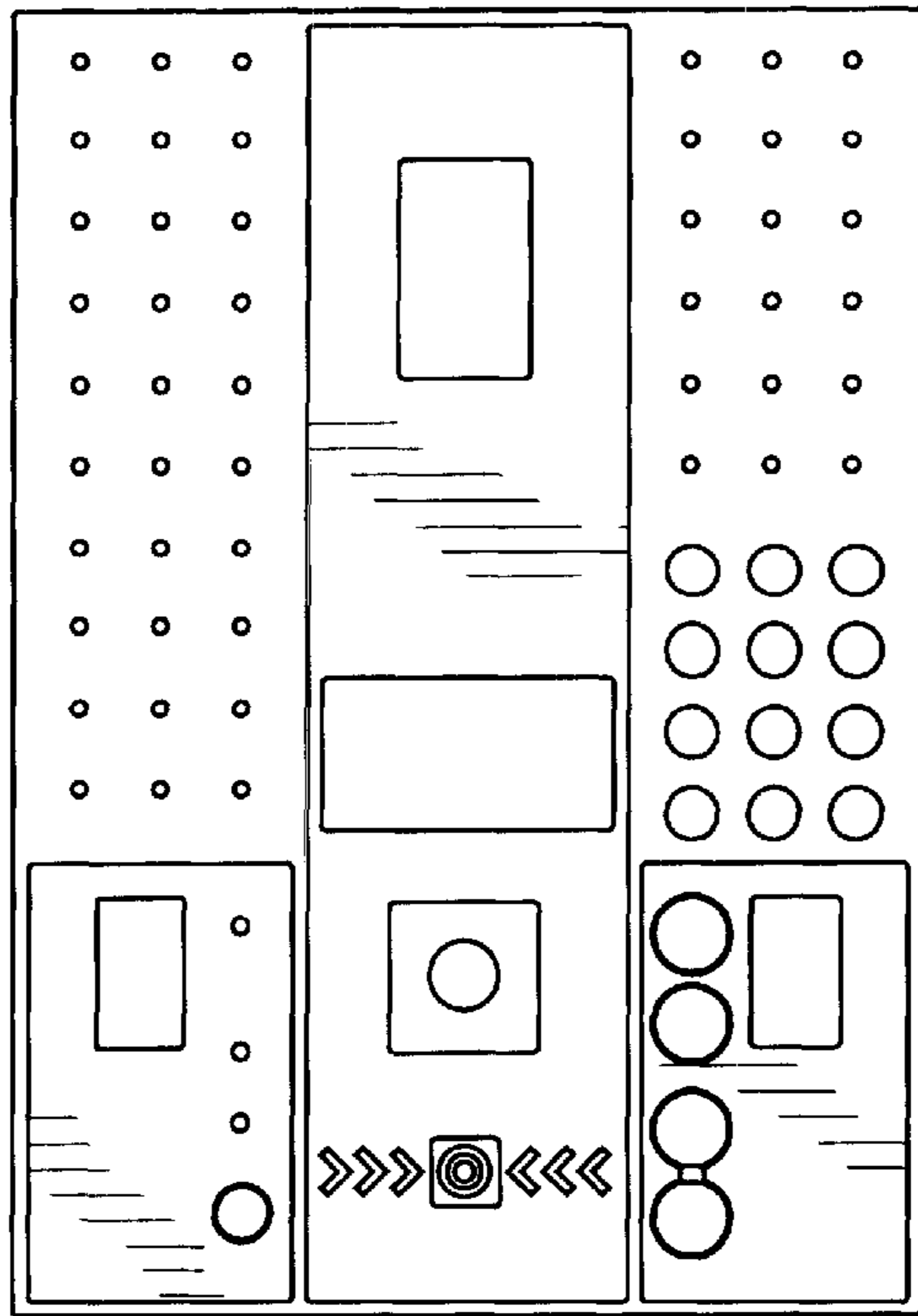


FIG. 1

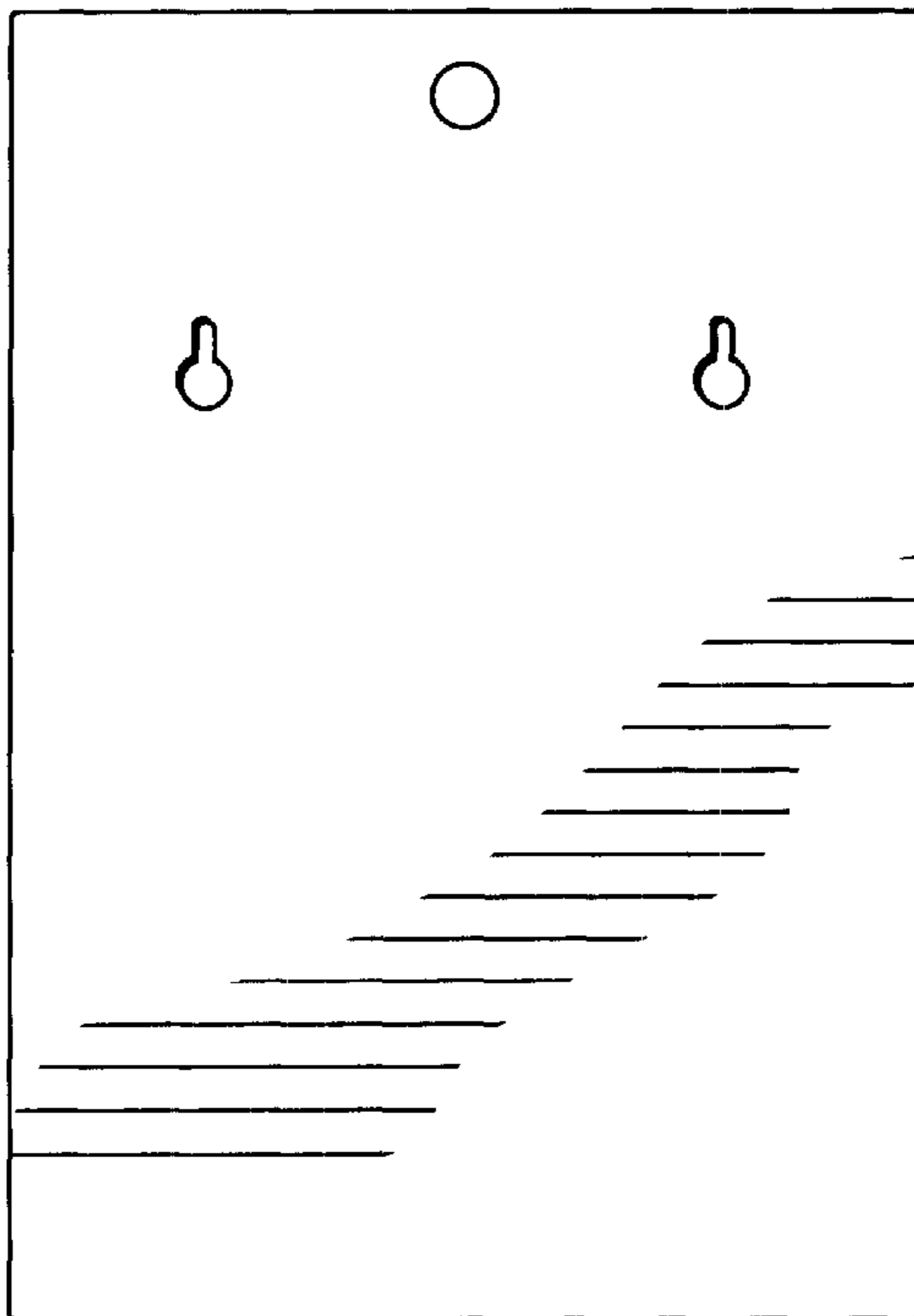


FIG. 2

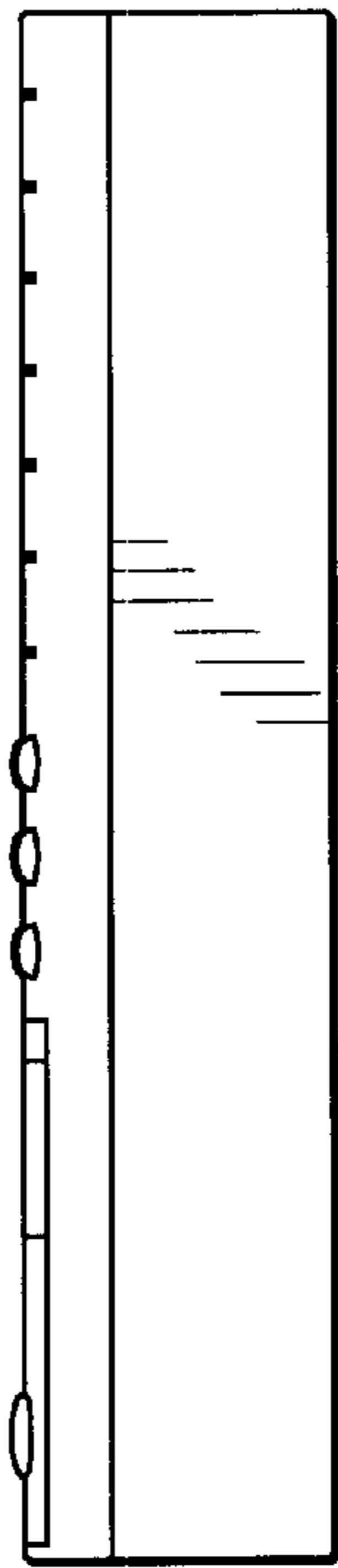


FIG. 3




FIG. 4

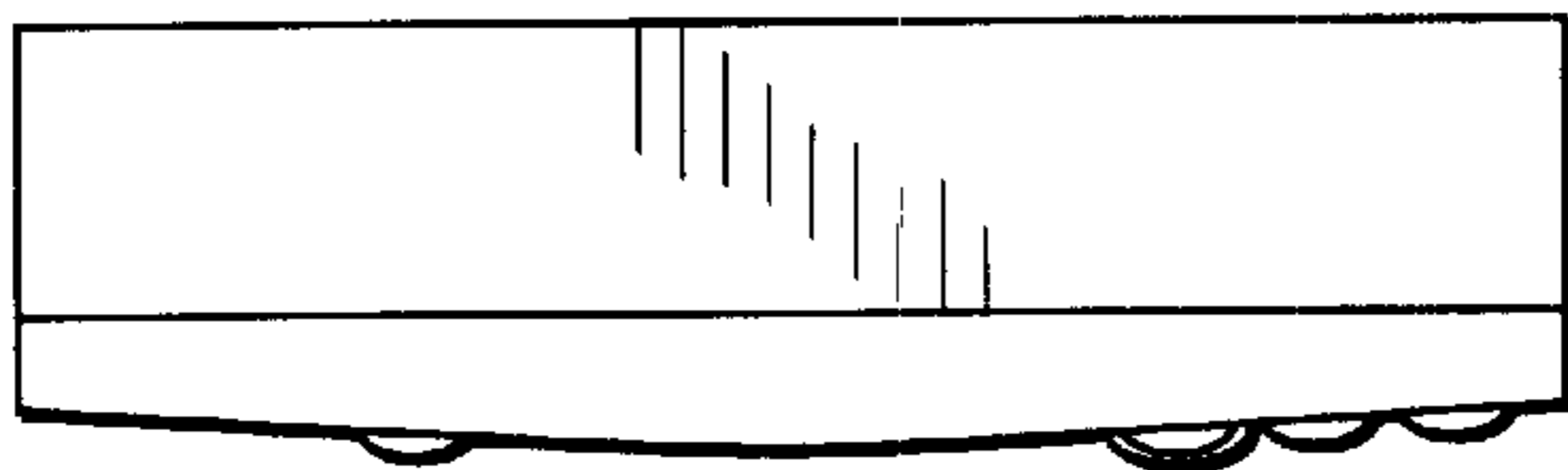


FIG. 5

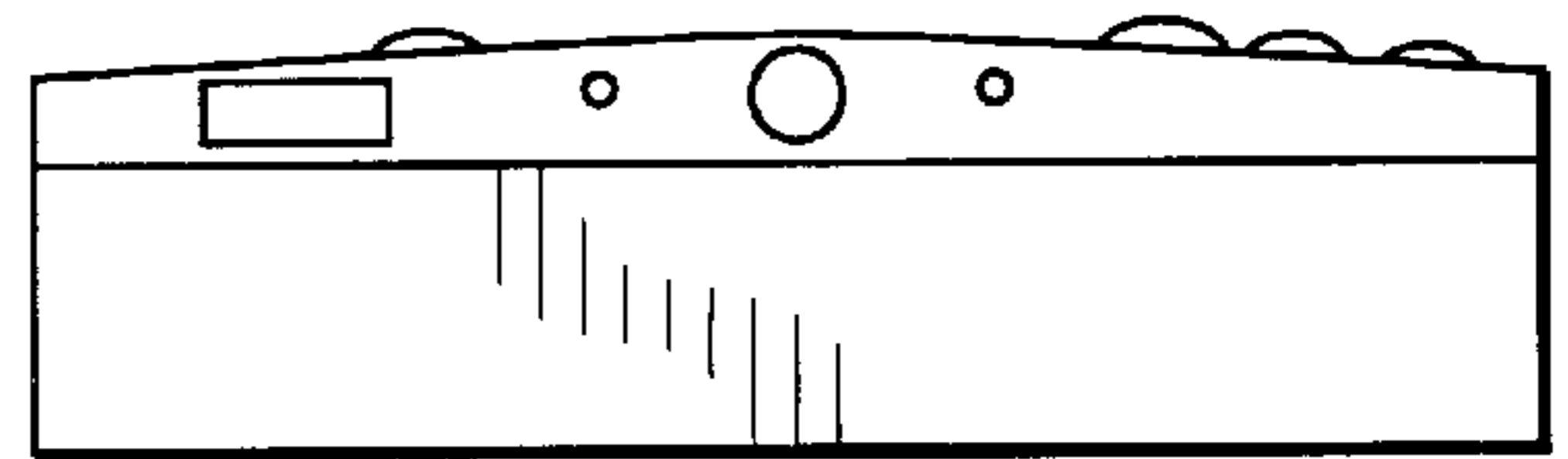


FIG. 6




FIG. 7

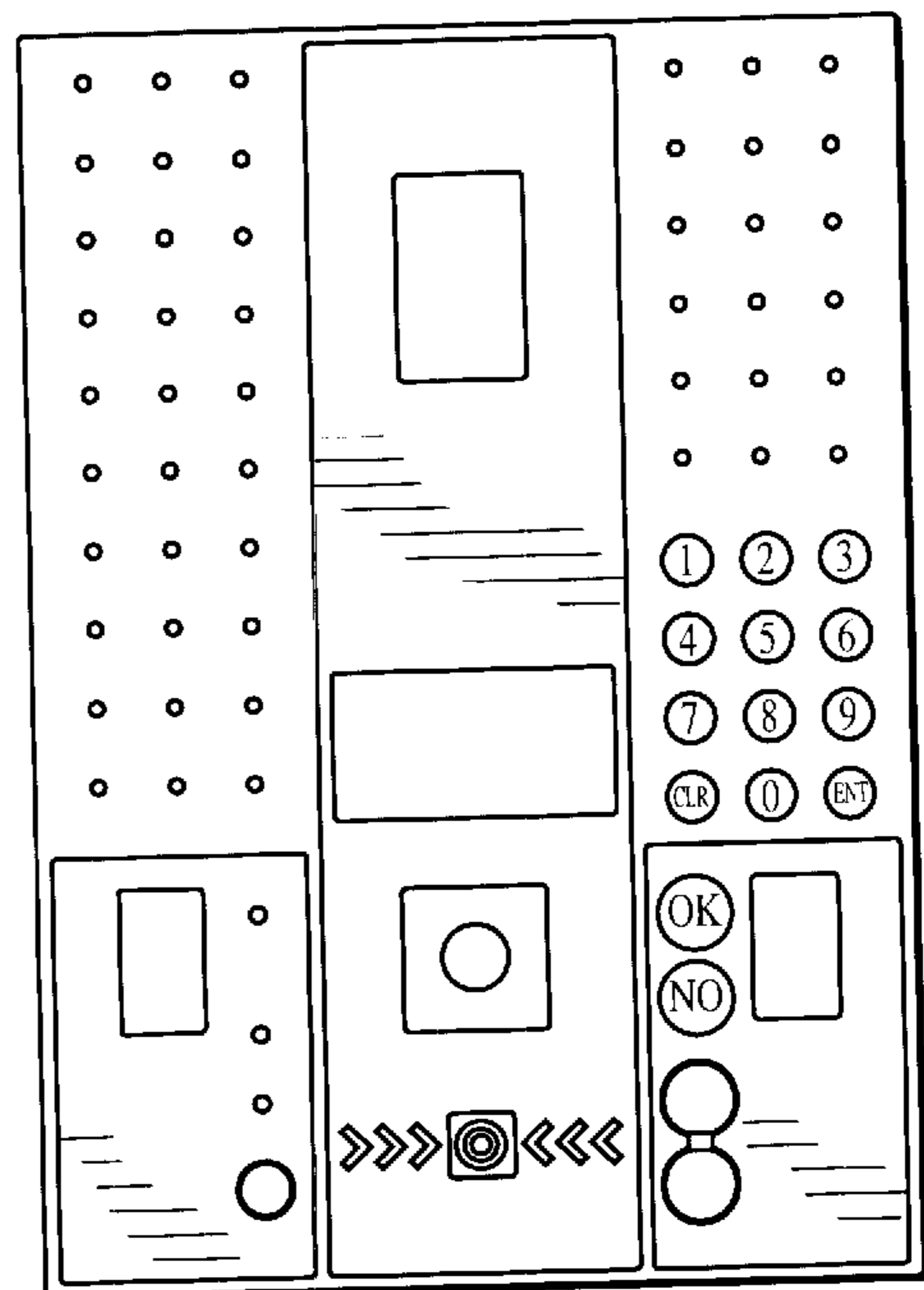


FIG. 8