



US00D467555S

(12) **United States Design Patent**  
**King et al.**

(10) **Patent No.:** **US D467,555 S**

(45) **Date of Patent:** **\*\* Dec. 24, 2002**

(54) **ELEVATED RACEWAY**

6,101,773 A \* 8/2000 Chau et al. .... 52/220.7  
6,133,845 A \* 10/2000 Toms et al. .... 340/310.08

(75) Inventors: **Jonathan J. King**, East Grand Rapids, MI (US); **Joel T. Ruiter**, Grand Haven, MI (US); **David J. Dekker**, Holland, MI (US); **James D. Houda**, Grand Rapids, MI (US)

**FOREIGN PATENT DOCUMENTS**

WO WO0021412 10/1999

\* cited by examiner

(73) Assignee: **Steelcase Development Corporation**, Caledonia, MI (US)

*Primary Examiner*—Robert M. Spear  
(74) *Attorney, Agent, or Firm*—Price, Heneveld, Cooper, DeWitt & Litton

(\*\*) Term: **14 Years**

(57) **CLAIM**

(21) Appl. No.: **29/143,623**

We claim the ornamental design for an elevated raceway, as shown and described.

(22) Filed: **Jun. 15, 2001**

**DESCRIPTION**

(51) **LOC (7) Cl.** ..... **13-03**

(52) **U.S. Cl.** ..... **D13/155**

(58) **Field of Search** ..... D13/152-156;  
D25/58; 24/545; 52/36.1, 220.1-220.7,  
239, 632; 211/26-27, 151, 162, 189; 340/310.08;  
439/209, 211, 215

FIG. 1 is a perspective view of an elevated raceway, showing our new design;  
FIG. 2 is an enlarged fragmentary view of an upper left-hand portion of the elevated raceway;  
FIG. 3 is a front elevational view; and,  
FIG. 4 is a top plan view.

(56) **References Cited**

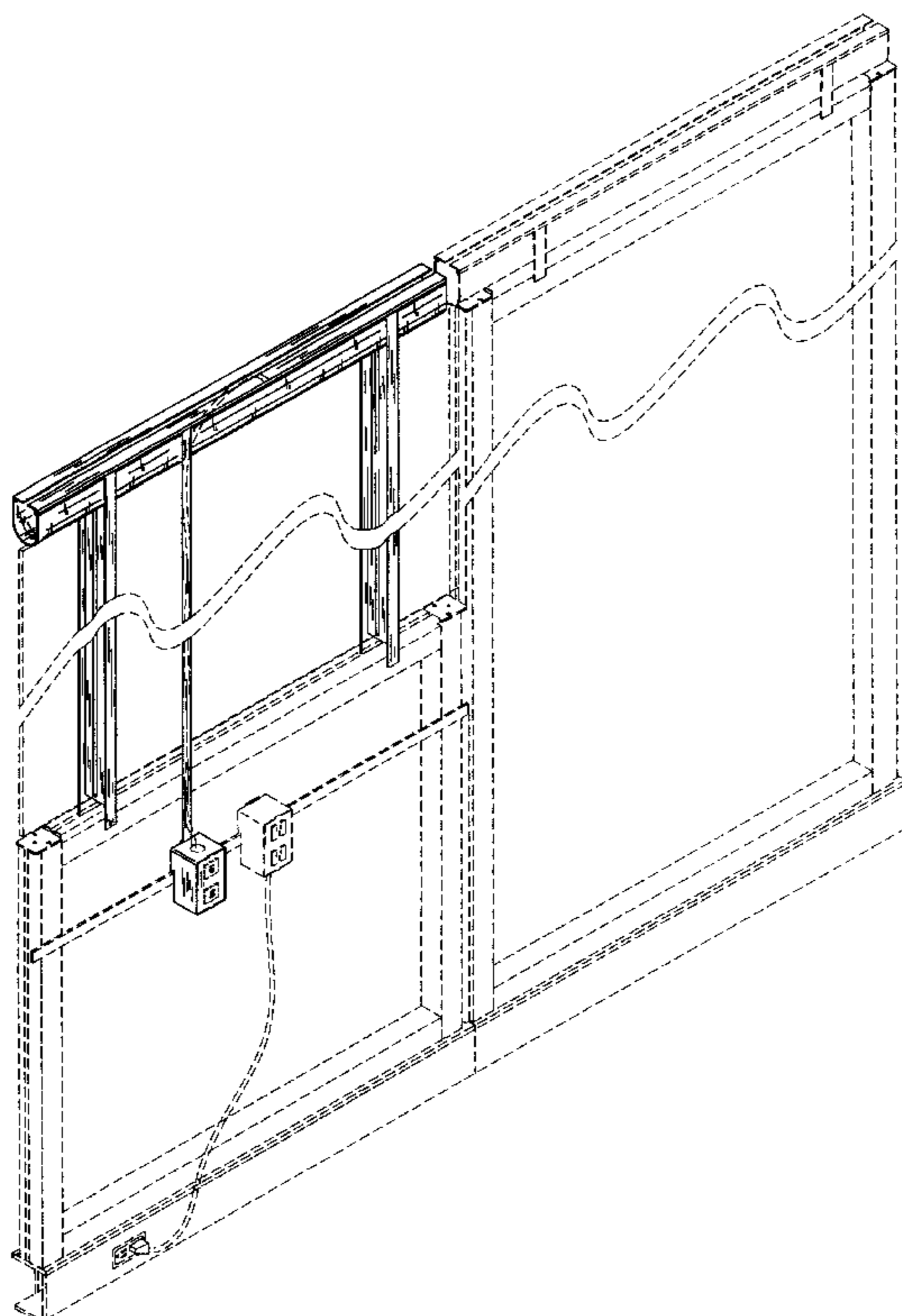
**U.S. PATENT DOCUMENTS**

1,924,986 A \* 8/1933 Frazier ..... 52/632  
3,873,286 A \* 3/1975 Wurtenberg ..... 24/545  
4,164,618 A \* 8/1979 Casasanta ..... 174/48  
D318,269 S \* 7/1991 Hassel et al. .... D13/155  
5,562,469 A \* 10/1996 Nienhuis et al. .... 439/215  
5,566,844 A \* 10/1996 Bernardin ..... 211/189  
5,598,934 A \* 2/1997 Krummell et al. .... 211/151  
5,870,867 A \* 2/1999 Mitchell ..... 52/220.1

The middle portion of the elevated raceway has been shown broken away in FIGS. 1 & 3 to indicate indeterminate height.

The broken line showing of the partition panels is for illustrative purposes only and forms no part of the claimed design. The left and right end views, rear elevational view, and bottom plan view surfaces are not decorative and are not part of the claimed design.

**1 Claim, 3 Drawing Sheets**



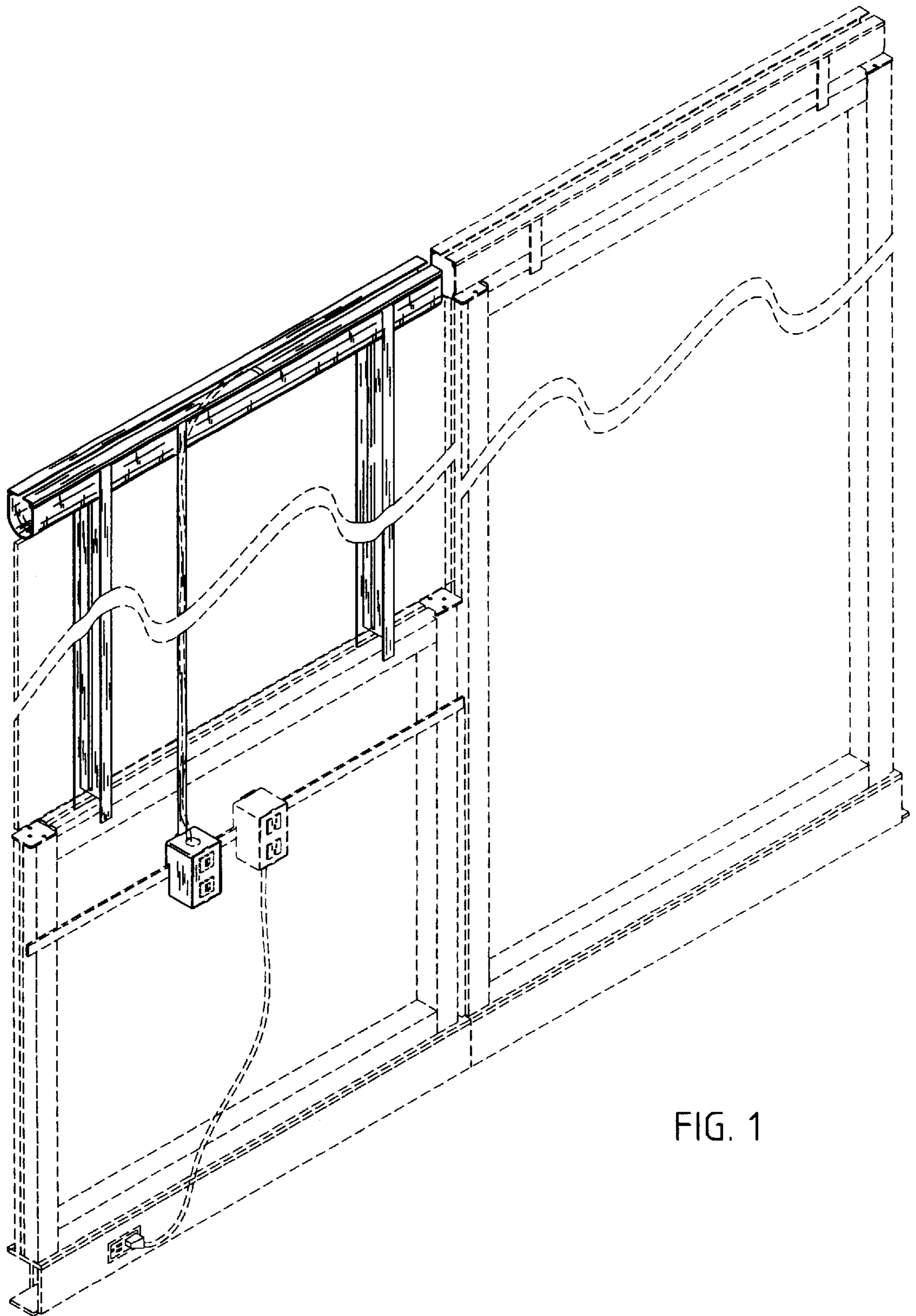


FIG. 1

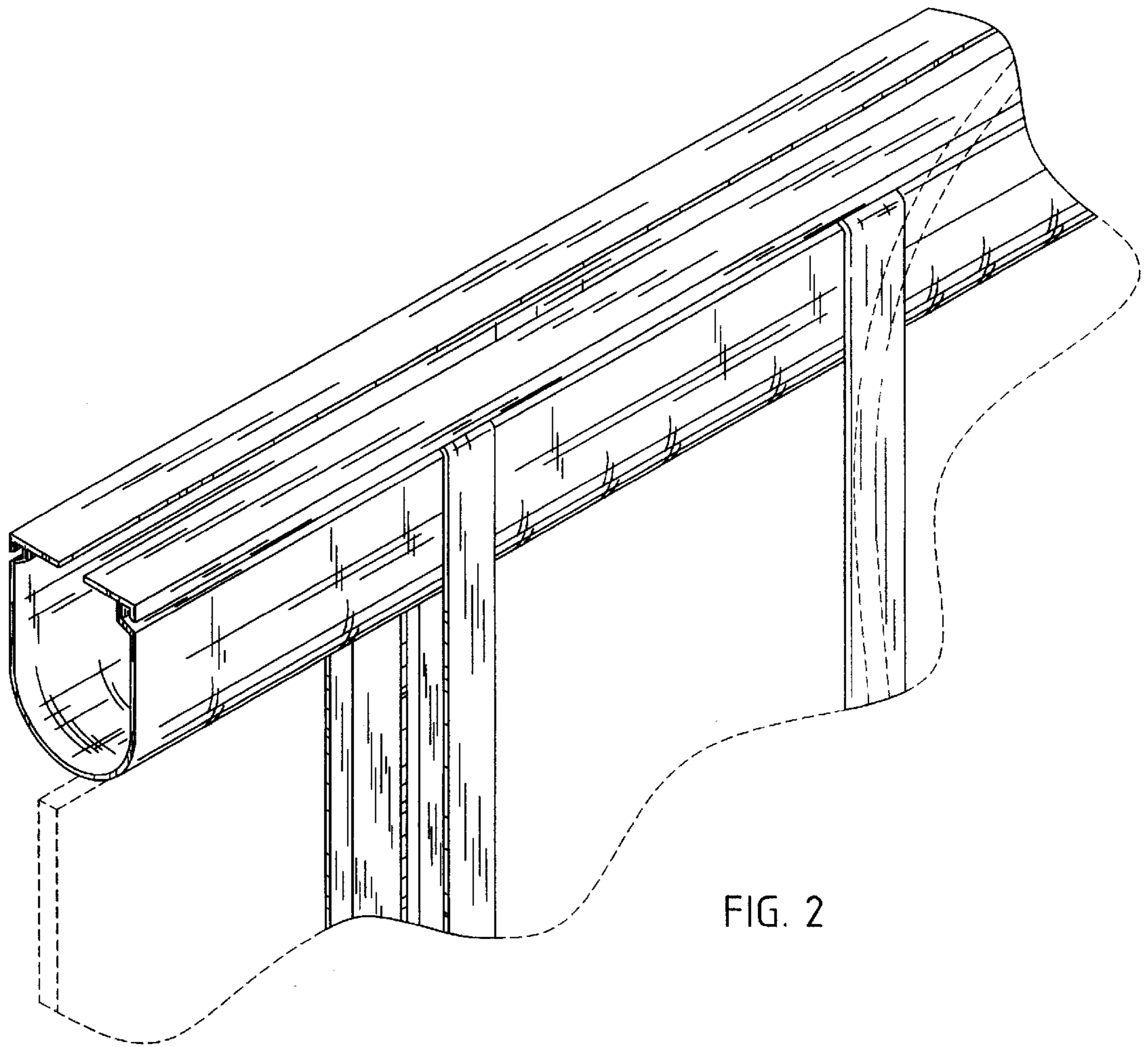


FIG. 2

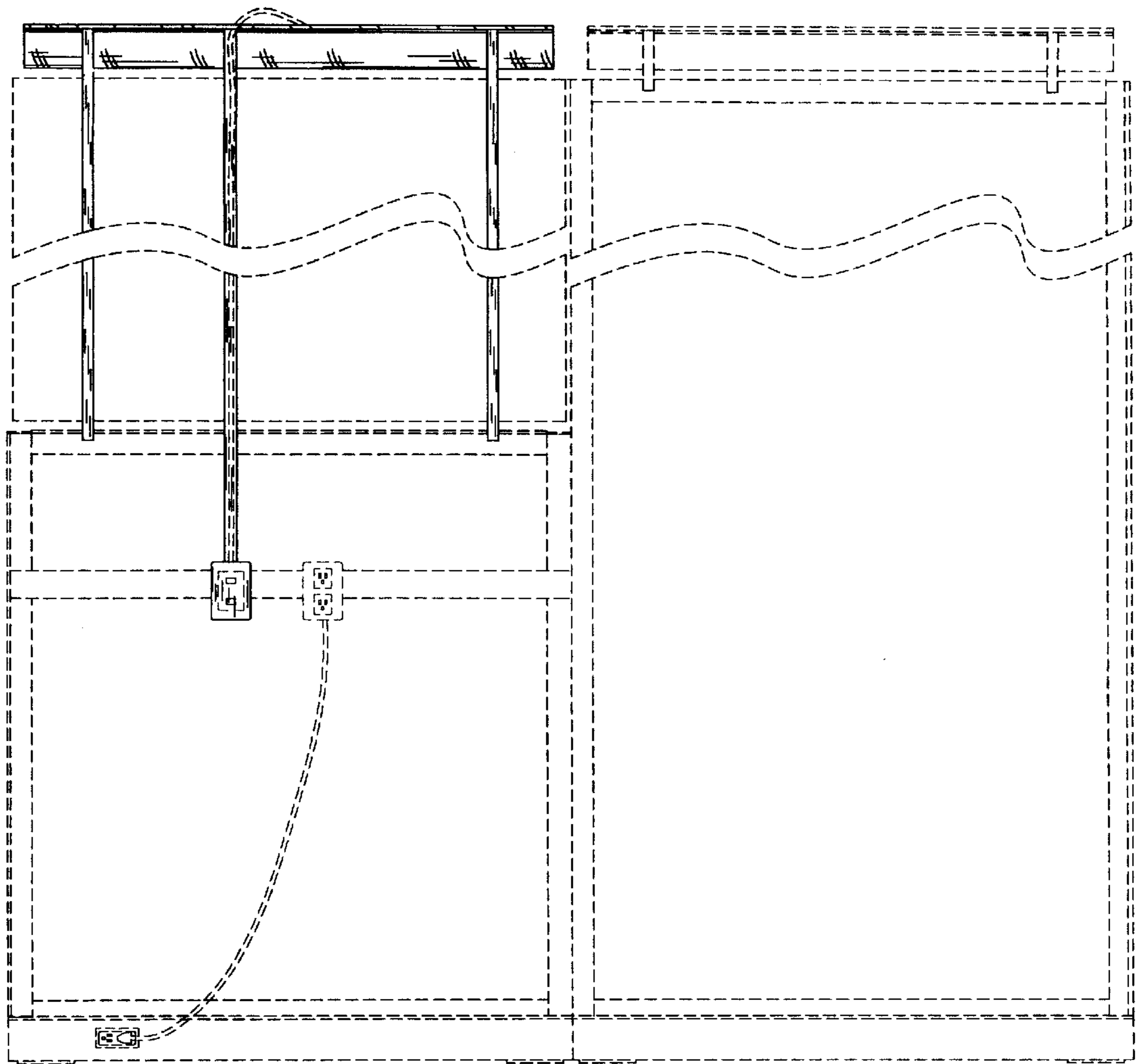


FIG. 3

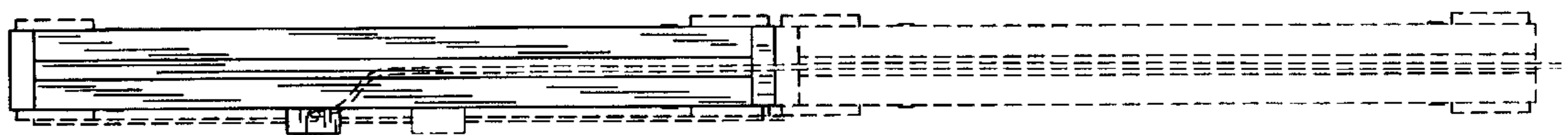


FIG. 4