



US00D467536S

(12) **United States Design Patent**
Seifert et al.

(10) **Patent No.:** **US D467,536 S**

(45) **Date of Patent:** **** Dec. 24, 2002**

(54) **TIRE TREAD**

D451,444 S * 12/2001 Heinen et al. D12/531

(75) Inventors: **Shelley E. Seifert**, Akron, OH (US);
Richard J. Wright, Wadsworth, OH (US)

(73) Assignee: **Bridgestone/Firestone North American Tire, LLC**, Nashville, TN (US)

(**) Term: **14 Years**

(21) Appl. No.: **29/145,252**

(22) Filed: **Jul. 18, 2001**

(51) **LOC (7) Cl.** **12-15**

(52) **U.S. Cl.** **D12/532**

(58) **Field of Search** D12/527, 528,
D12/531, 532; 152/209.1, 209.9, 209.18,
209.25, 209.28, 455

(56) **References Cited**

U.S. PATENT DOCUMENTS

D329,032 S	*	9/1992	Maxwell et al.	D12/532
D335,478 S		5/1993	Slingluff et al.	
D336,275 S		6/1993	Montag et al.	
D355,877 S		2/1995	Allison et al.	
D382,524 S		8/1997	Ratliff, Jr.	
D383,103 S		9/1997	Ratliff, Jr.	
D385,238 S		10/1997	Himuro et al.	
D386,134 S		11/1997	Cagneaux et al.	
D398,889 S		9/1998	Slingluff	
D399,800 S		10/1998	Himuro et al.	

OTHER PUBLICATIONS

Cooper Cobra Radial GTZ Tire, 2000 Tread Design Guide, Jan. 2000, p. 21. 4/3.*

Futura Ultra Z Tire, 2000 Tread Design Guide, Jan. 2000, p. 32. 1/3.*

* cited by examiner

Primary Examiner—Robert M. Spear

(74) *Attorney, Agent, or Firm*—John M. Vasuta; Michael Sand

(57) **CLAIM**

The ornamental design for a tire tread, as shown and described.

DESCRIPTION

FIG. 1 is a side perspective view of a tire showing our new design, it being understood that the tread pattern is repeated throughout the circumference of the tire tread, the opposite side being the same as that shown;


FIG. 2 is a front elevational view thereof;

FIG. 3 is a side elevational view of the right side thereof, the opposite side being identical thereto; and,

FIG. 4 is an enlarged fragmentary side perspective view thereof.

The broken lines defining the tire sidewall and inner bead and the peripheral boundary between the tire tread and the sidewall are for illustrative purposes only and form no part of the claimed design.

1 Claim, 4 Drawing Sheets



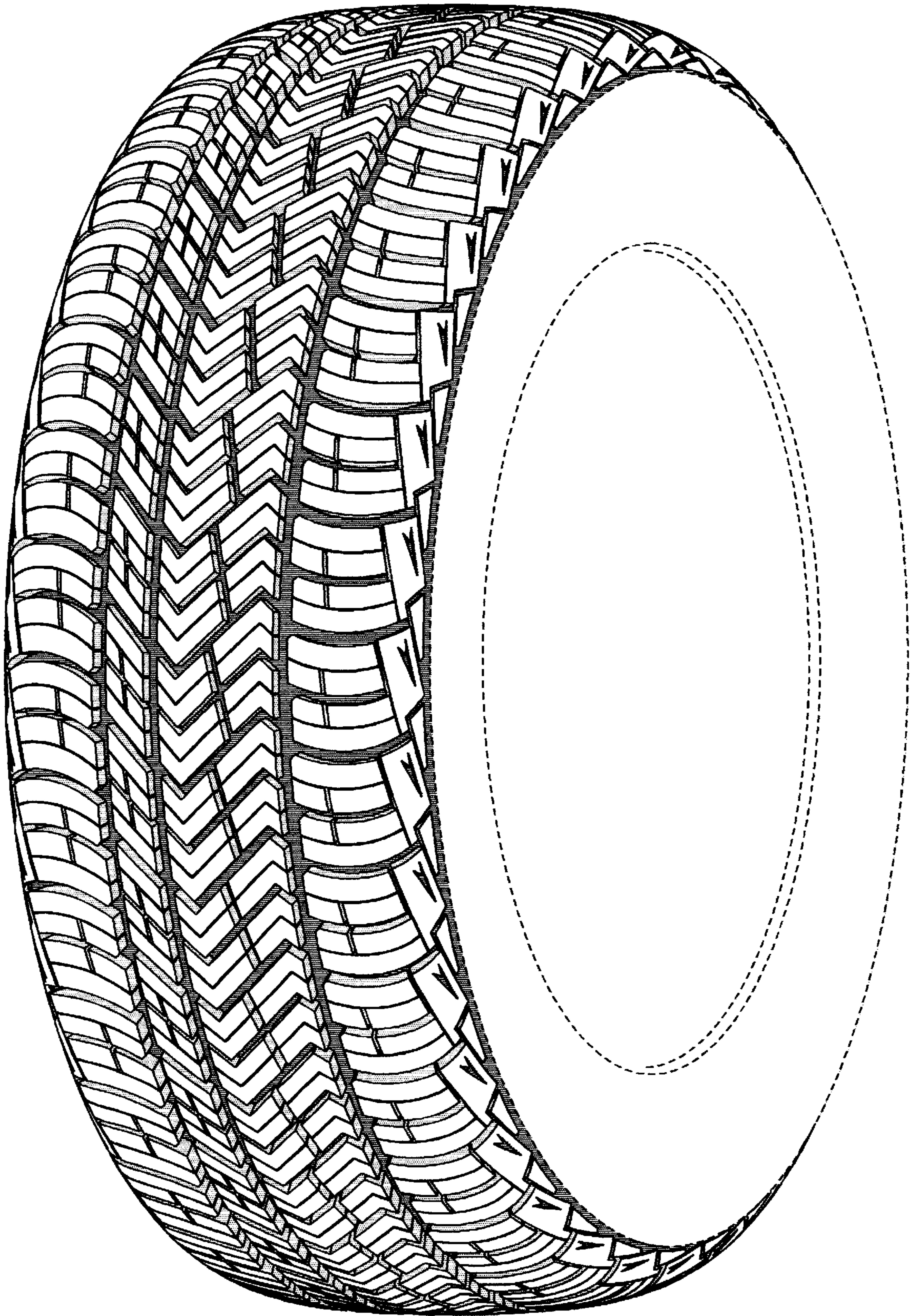


FIG-1




FIG-2




FIG-3

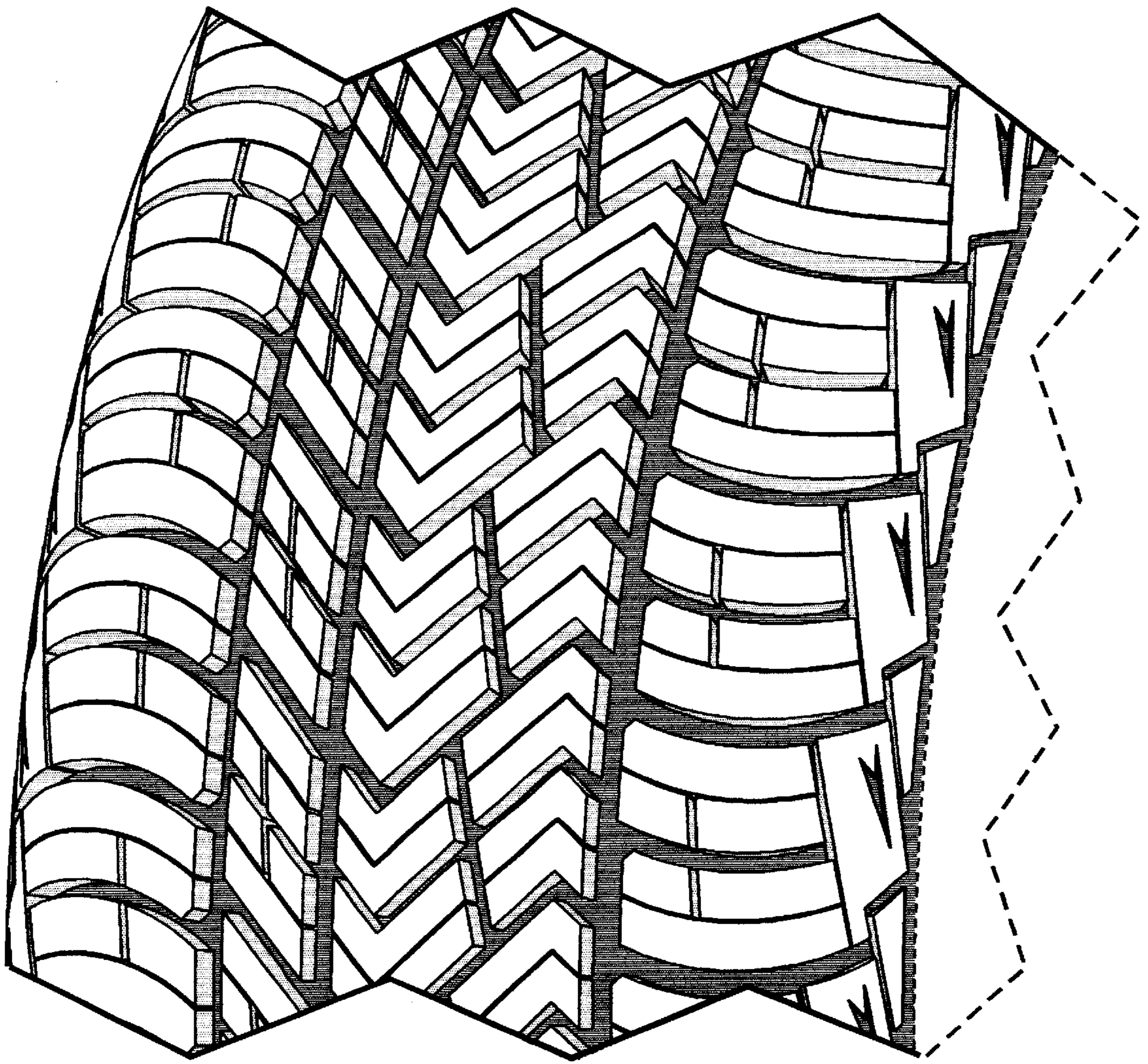


FIG-4