



US00D467532S

(12) **United States Design Patent**
Kraines

(10) **Patent No.:** **US D467,532 S**

(45) **Date of Patent:** **** Dec. 24, 2002**

(54) **REVERSIBLE VEHICLE FLOOR MAT**

D457,845 S * 5/2002 Kraines D12/203

(75) **Inventor:** **Bradley Alan Kraines**, Sherman Oaks, CA (US)

* cited by examiner

(73) **Assignee:** **Kraco Enterprises, Inc.**, Compton, CA (US)

Primary Examiner—Stacia Cadmus

(74) *Attorney, Agent, or Firm*—Wood, Herron & Evans, L.L.P.

(**) **Term:** **14 Years**

(57) **CLAIM**

The ornamental design for a reversible vehicle floor mat, as shown and described.

(21) **Appl. No.:** **29/162,163**

(22) **Filed:** **Jun. 11, 2002**

DESCRIPTION

(51) **LOC (7) Cl.** **12-16**

(52) **U.S. Cl.** **D12/203**

(58) **Field of Search** D12/203; D6/582-586, D6/592; 296/97.23; 15/215-217; 428/141; 280/163, 164.1

FIG. 1 is a top plan view of a reversible vehicle floor mat showing the design of my new invention; FIG. 2 is a bottom plan view thereof; FIG. 3 is a front elevational view thereof; FIG. 4 is a right-side elevational view thereof, with the left-side elevational view being a mirror image of FIG. 4; FIG. 5 is a rear elevational view thereof; and, FIG. 6 is a cross-sectional view thereof, taken along line 6-6 of FIG. 1.

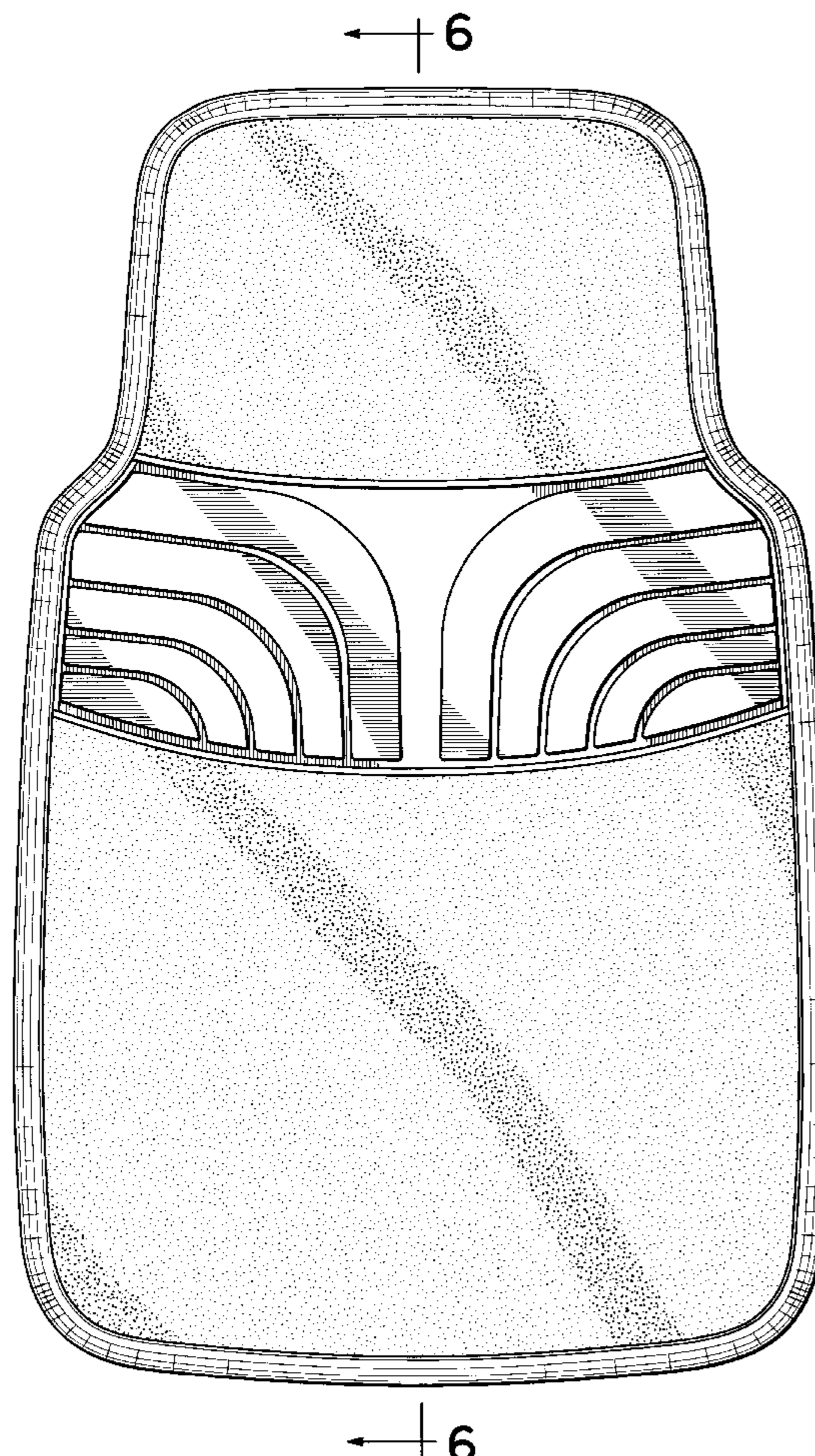
The stippled shading shown on the body of the mat is understood to represent surface shading and does not indicate a pattern.

(56) **References Cited**

U.S. PATENT DOCUMENTS

D421,950 S	*	3/2000	Lu	D12/203
D429,204 S	*	8/2000	Lu	D12/203
D442,902 S	*	5/2001	Iacovelli et al.	D12/203
D447,104 S	*	8/2001	Kraines	D12/203
D454,321 S	*	3/2002	Lu	D12/203

1 Claim, 3 Drawing Sheets



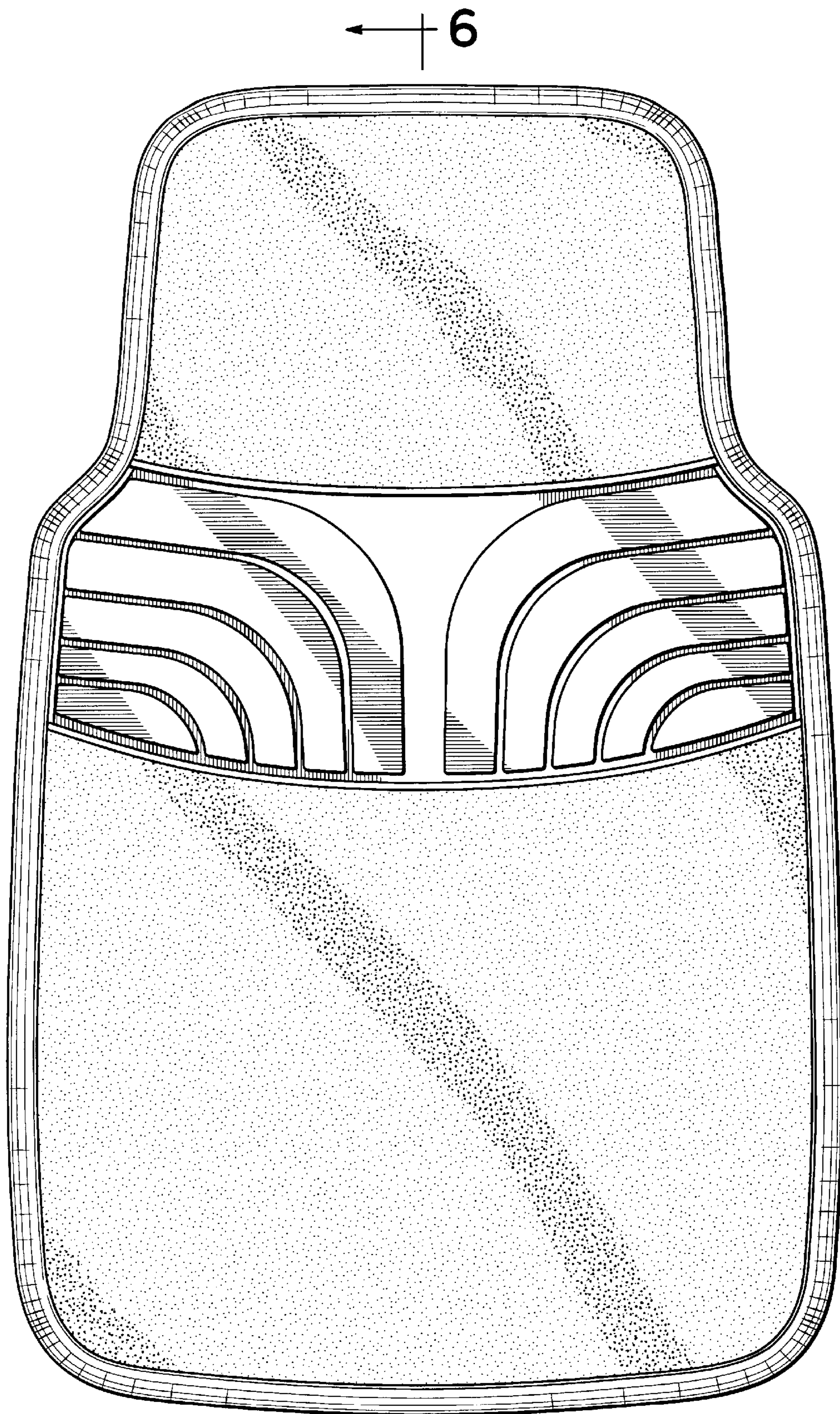
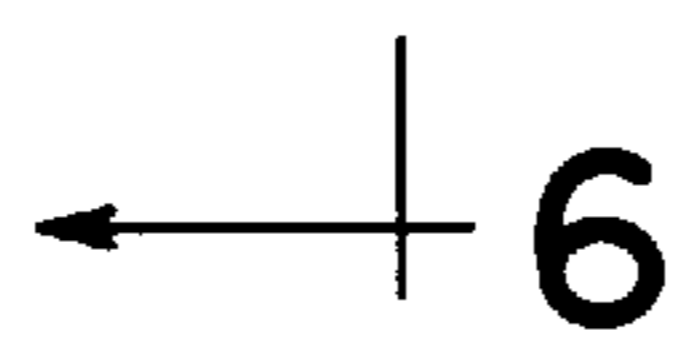


FIG. 1



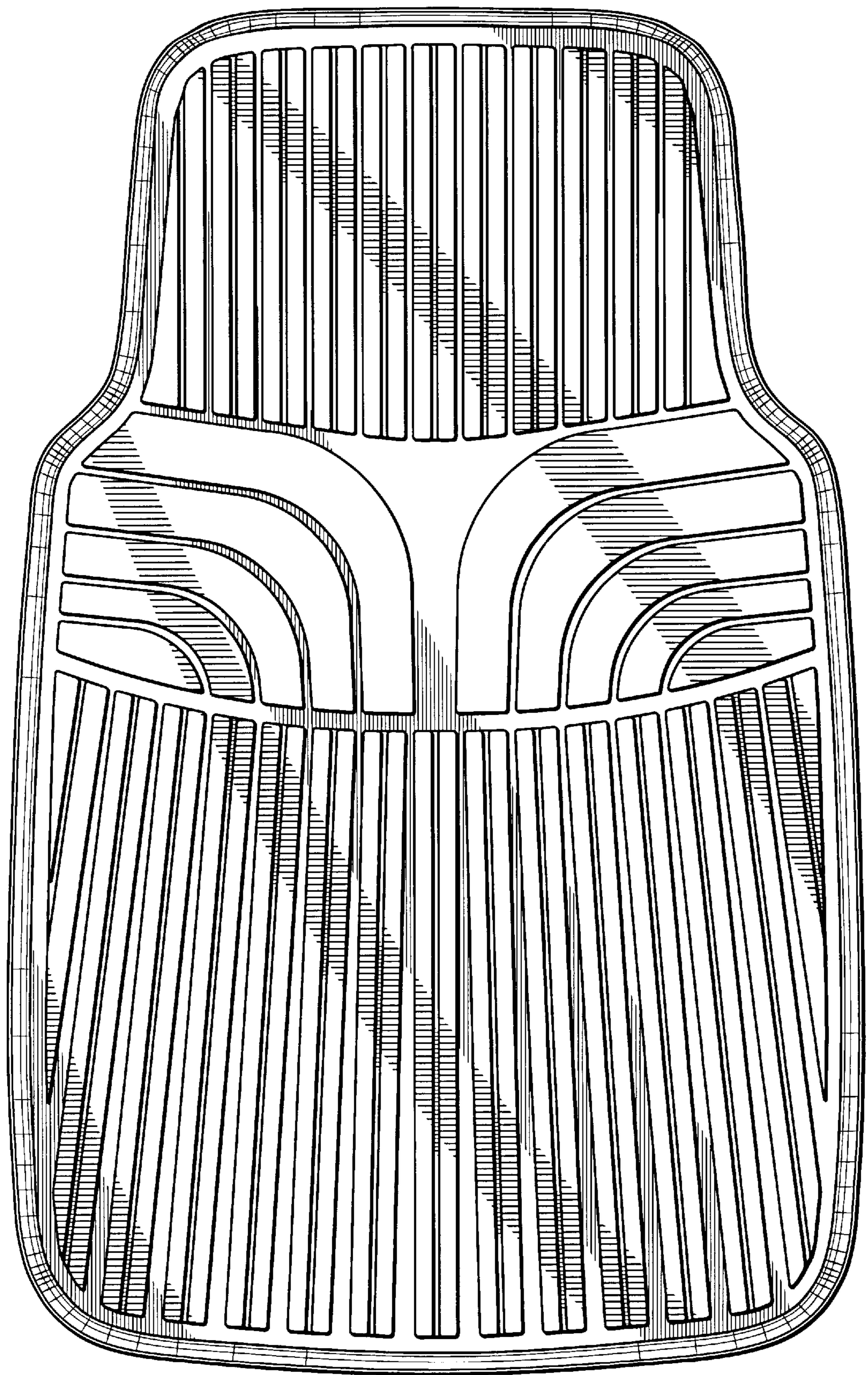


FIG. 2



FIG. 3

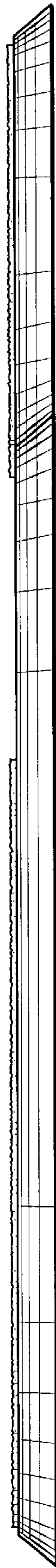


FIG. 4



FIG. 5



FIG. 6