



US00D467531S

(12) **United States Design Patent**
Carter et al.

(10) **Patent No.:** **US D467,531 S**

(45) **Date of Patent:** **** Dec. 24, 2002**

(54) **MIRROR**

(75) Inventors: **John W. Carter**, Holland, MI (US);
Robert C. Knapp, Coloma, MI (US)

(73) Assignee: **Gentex Corporation**, Zeeland, MI (US)

(**) Term: **14 Years**

(21) Appl. No.: **29/147,752**

(22) Filed: **Sep. 4, 2001**

Related U.S. Application Data

(62) Division of application No. 29/122,330, filed on Apr. 25, 2000, now Pat. No. Des. 450,642.

(51) **LOC (7) Cl.** **12-16**

(52) **U.S. Cl.** **D12/187**

(58) **Field of Search** D12/187-189;
359/864-881, 842, 846, 855; 340/438, 461,
525, 815.4

(56) **References Cited**

U.S. PATENT DOCUMENTS

D289,989 S	5/1987	Skogler et al.
D300,312 S	3/1989	Skogler et al.
4,948,242 A	8/1990	Desmond et al.
D328,587 S	8/1992	Arbisi
D332,246 S	1/1993	Yeh
5,285,060 A	2/1994	Larson et al.
D351,370 S	10/1994	Lawlor et al.
5,557,467 A	9/1996	McColgan et al.

5,576,687 A	11/1996	Blank et al.
D390,524 S	* 2/1998	Deline et al. D12/187
D391,214 S	2/1998	Hook et al.
D400,481 S	11/1998	Stephens et al.
D402,950 S	12/1998	Fitzpatrick
6,026,162 A	2/2000	Palett et al.
6,087,953 A	7/2000	DeLine et al.
6,172,613 B1	* 1/2001	Deline et al. 340/815.4
D450,642 S	* 11/2001	Carter et al. D12/187

FOREIGN PATENT DOCUMENTS

EP 0937601 A2 8/1999

* cited by examiner

Primary Examiner—Melody N. Brown

(74) *Attorney, Agent, or Firm*—Brian J. Rees; Price Heneveld Cooper DeWitt & Litton

(57) **CLAIM**

The ornamental design for a mirror, as shown and described.

DESCRIPTION

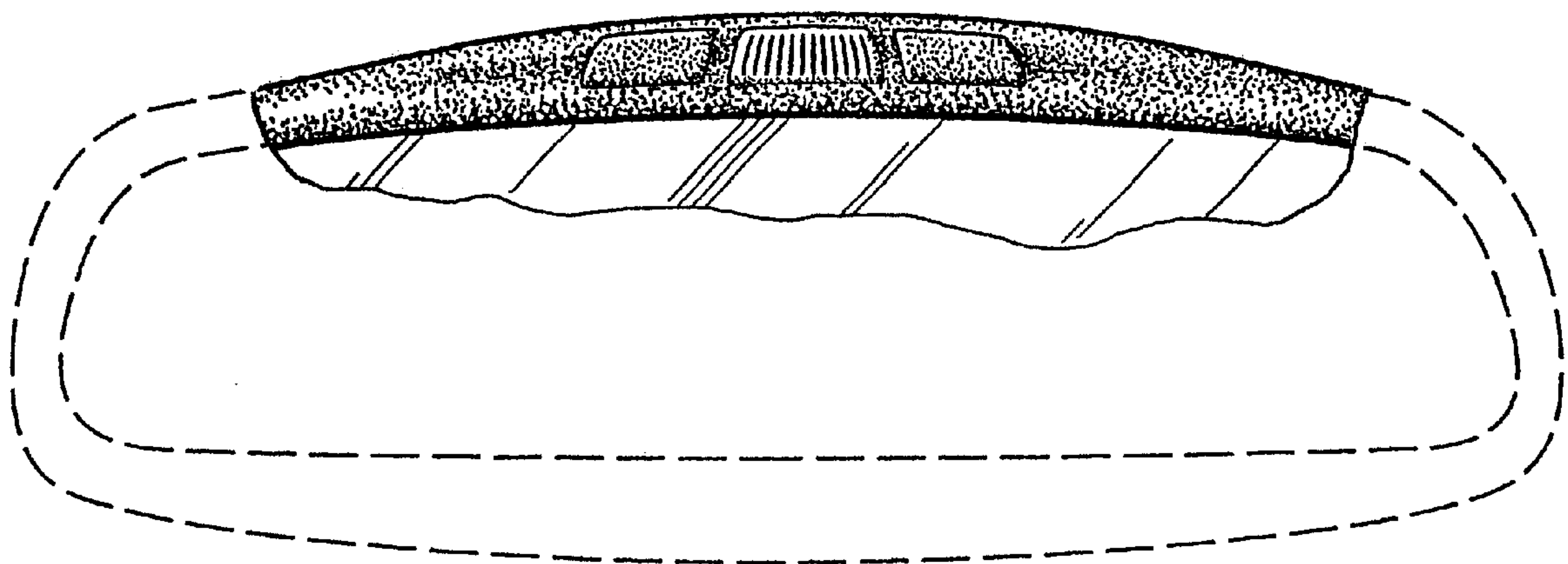
FIG. 1 is a front view of another mirror construction showing our new design;

FIG. 2 is a top view of the mirror construction shown in FIG. 1; and,

FIG. 3 is a left side view of the mirror construction shown in FIG. 1, the right side being a mirror image thereof.

The broken lines in FIGS. 1-3 are provided to show the environment of the present mirror construction design, but do not form a part of the design being claimed.

1 Claim, 1 Drawing Sheet



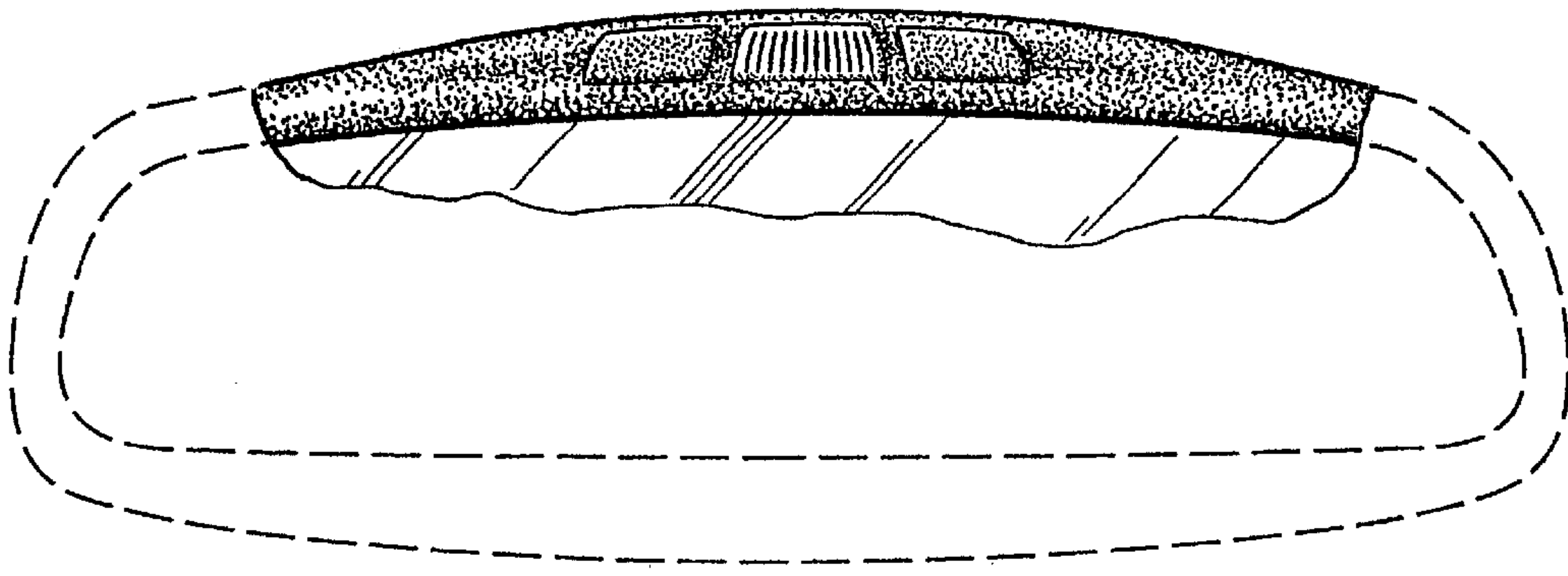


Fig. 1



Fig. 2




Fig. 3